



Knotless vs Knotted Bankart Labral Repair

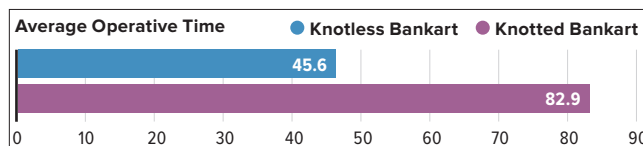
Purpose

To report the clinical outcomes of pain, function, and quality of life for patients who underwent Bankart labral repair with a knotless or knotted technique.

Methods

The inclusion criteria for this analysis were patients enrolled in the Surgical Outcomes System™ global registry who underwent Bankart labral repair using either a knotless or knotted technique. Standard patient-reported outcomes questionnaires for VAS, ASES, and SANE were administered at standard time points postoperatively. Surgical time was documented in approximately 25% of cases. Results were reported from presurgery to 5 years postsurgery. The numbers of patients included per group is shown below.

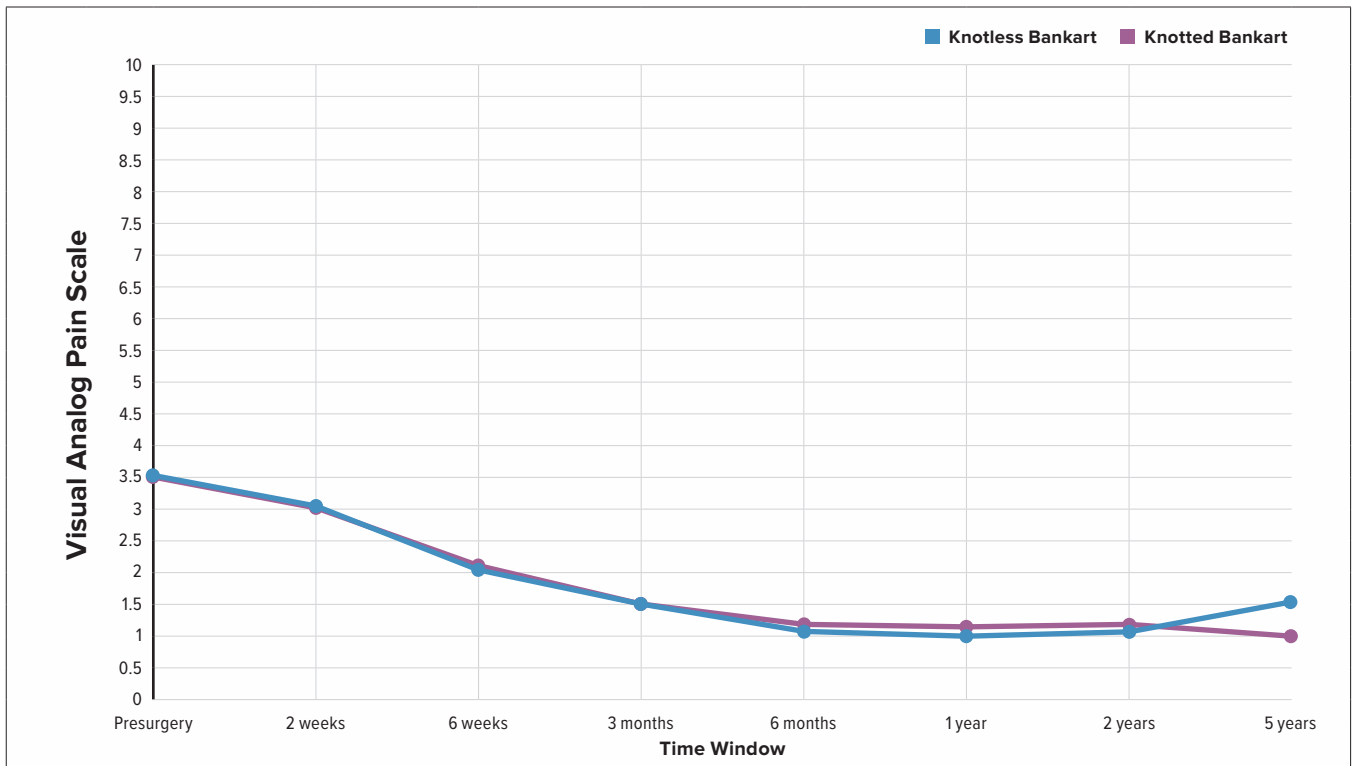
Time Point	# of Compliant Knotless Patients/Total # of Patients	# of Compliant Knotted Patients/Total # of Patients
Presurgery	1118/1588	664/1076
1 year	669/1284	438/910
2 years	423/919	312/709
5 years	45/128	45/146



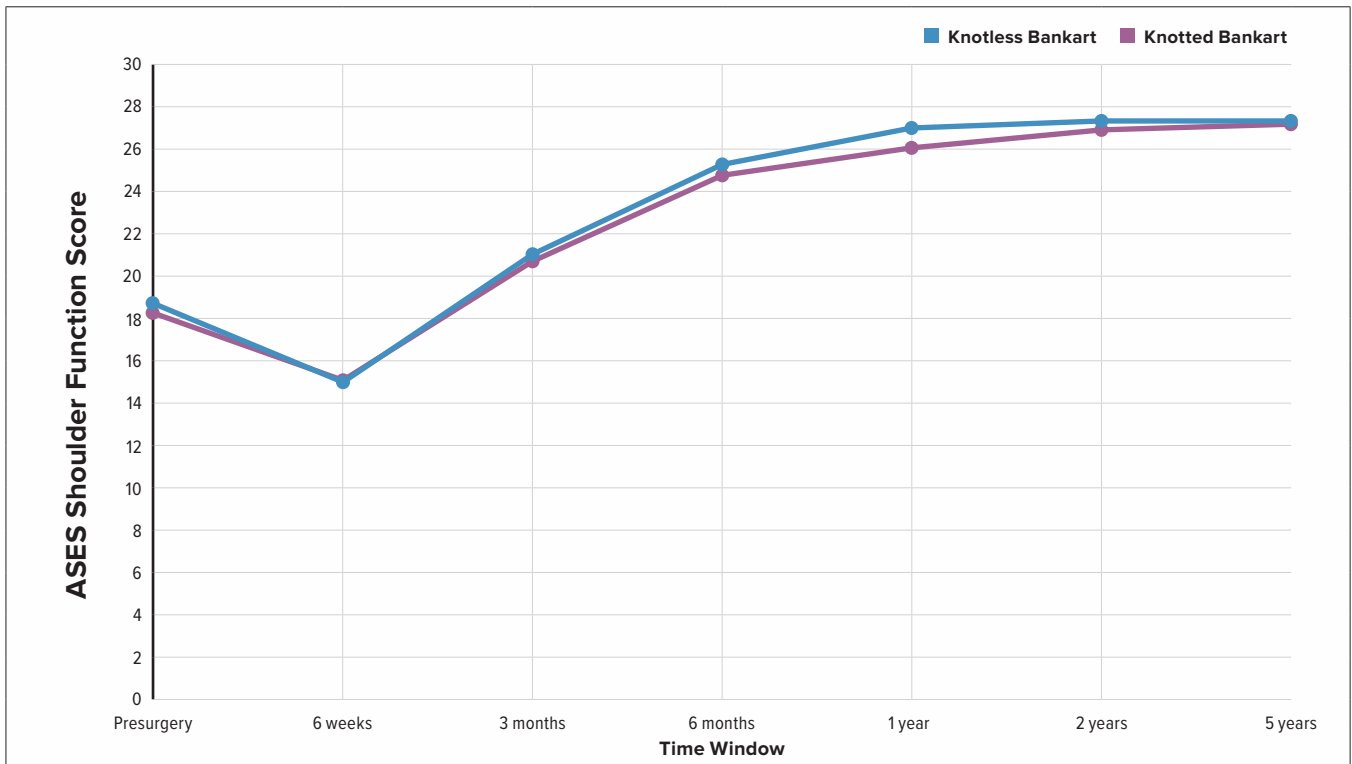
Trend Conclusion

Based on these documented results, the pain, function, and quality-of-life scores for knotless Bankart labral repair trend towards better outcomes than knotted Bankart labral repair. The average operative time was approximately 34 minutes less for cases using knotless technology. However, no claims can be made on the potential of these results without further analysis to determine statistical significance.

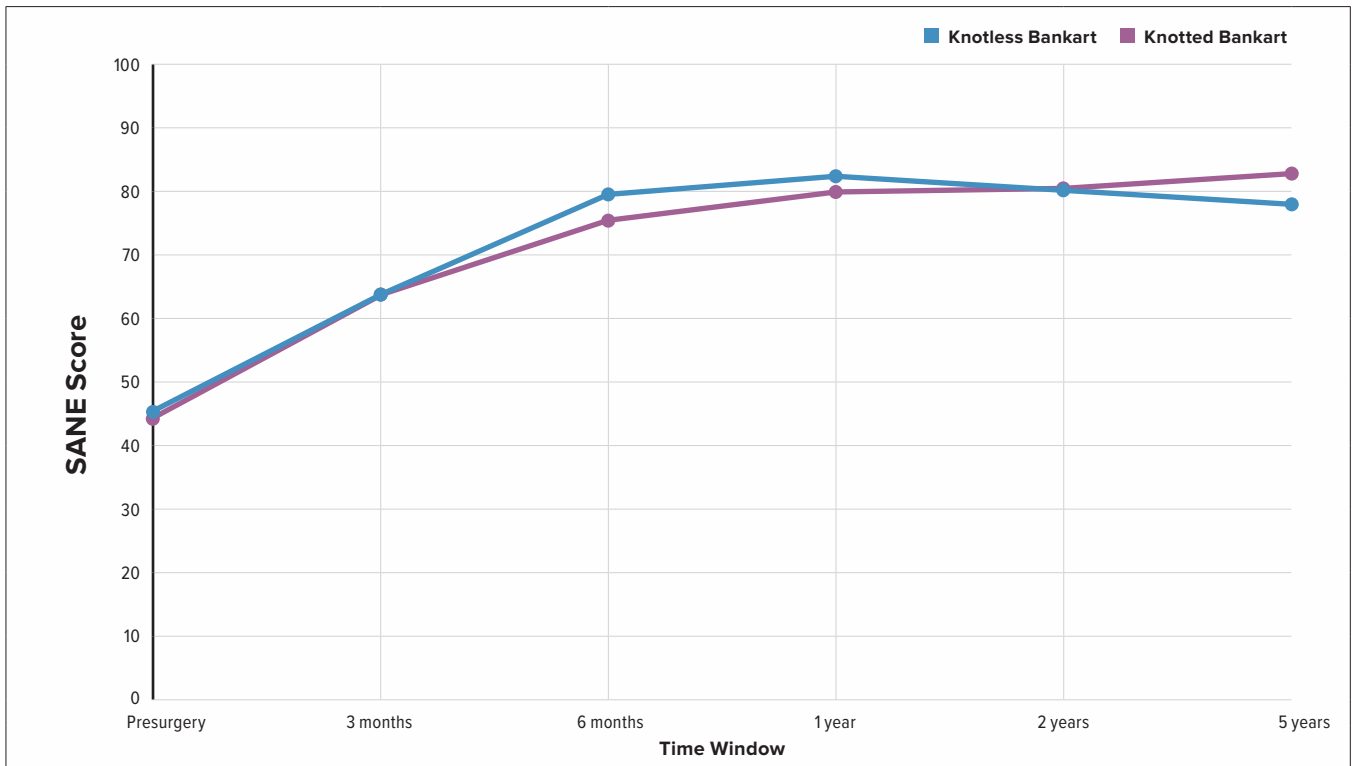
Results



VAS



ASES Shoulder Function Score



SANE Score



Time Point	Knotless Bankart Avg \pm STD VAS	Knotted Bankart Avg \pm STD VAS
Presurgery	3.6 \pm 2.5	3.5 \pm 2.5
1 year	1.0 \pm 1.7	1.1 \pm 1.8
2 years	1.1 \pm 1.7	1.2 \pm 2.0
5 years	1.6 \pm 2.2	1.0 \pm 1.9

Time Point	Knotless Bankart Avg \pm STD ASES Shoulder Function	Knotted Bankart Avg \pm STD ASES Shoulder Function
Presurgery	18.8 \pm 6.0	18.4 \pm 6.0
1 year	26.9 \pm 4.5	26.2 \pm 4.7
2 years	27.3 \pm 3.9	26.6 \pm 4.8
5 years	27.4 \pm 3.3	27.2 \pm 4.3

Time Point	Knotless Bankart Avg \pm STD SANE	Knotted Bankart Avg \pm STD SANE
Presurgery	45.1 \pm 22.0	43.7 \pm 21.8
1 year	82.8 \pm 20.5	79.9 \pm 21.3
2 years	80.4 \pm 22.4	80.7 \pm 22.3
5 years	77.9 \pm 24.5	83.5 \pm 18.9