

3DAnatomy™

ArthroLab™ Models






Arthrex® 




3DAnatomy™ Background

The 3DAnatomy ArthroLab™ portfolio offers high-fidelity, anatomical models designed for procedural training, product evaluation, and demonstration. Built from CT and MRI data, each model replicates true anatomy, bone density, and pathology to deliver true cortical and cancellous responses.




The ArthroLab models provide instrument feedback during drilling, cutting, fixation, and implantation, enabling accurate simulation of surgical techniques and elevating the surgical skills training experience.








ArthroLab Models

	Product SKU	Contents	Procedures
	AMS-3DC-05-001-01K	rTSA Glenoid, disposable (predrilled) rTSA glenoid reusable and disposable models (predrilled hole)	rTSA (20° augmented MGS) rTSA Univer Revers™ Apex humeral implant rTSA, rTSA MGS standard and 10° augmented* Eclipse™ stemless implant*
	AMS-3DC-05-001-01D	rTSA Glenoid, disposable (predrilled) rTSA glenoid disposable models (predrilled hole)	
	AMS-3DC-05-001-02K	rTSA Glenoid, disposable rTSA glenoid reusable and disposable models	
	AMS-3DC-05-001-02D	rTSA Glenoid kit rTSA glenoid disposable models	
	AMS-3DC-05-001-03K	rTSA Humerus, kit rTSA humerus reusable and disposable models	
	AMS-3DC-05-001-03D	rTSA Humerus, disposable rTSA humerus disposable model	
	AMS-3DC-01-001-01K	Distal radius plate (DRP) kit Includes 4 fracture patterns (shown below)	Distal radius fracture plates
	AMS-3DC-01-001-02D	Distal radius/ulnar fracture pattern (2R3A3.3)	Distal radius fracture plates
	AMS-3DC-01-001-03D	Distal radius/ulnar fracture pattern (2R3B)	Distal radius fracture plates

	Product SKU	Contents	Procedures
	AMS-3DC-01-001-04D	Distal radius/ulnar fracture pattern (2R3B3.3)	Distal radius fracture plates
	AMS-3DC-01-001-05D	Distal radius/ulnar fracture pattern (2R3C)	Distal radius fracture plates
	AMS-3DC-01-002-01K	Elbow Plating System Distal humerus, olecranon, and proximal radius	
	AMS-3DC-01-002-02D	Elbow Plating System Distal humerus	Distal humerus fracture Olecranon fracture Olecranon osteotomy
	AMS-3DC-01-002-03D	Elbow Plating System Olecranon and proximal radius	

*Not designed for this procedure.

	Product SKU	Contents	Procedures
	AMS-3DC-04-010-01K	Trochanteric nail kit Acetabulum, femoral head, proximal femur, and femoral shaft	Trochanteric nail placement for femoral head fracture
	AMS-3DC-04-010-02D	Trochanteric nail disposable kit Femoral head, proximal femur	Trochanteric nail placement for femoral head fracture
	AMS-3DC-03-001-01D	OCA knee	OATS® 2.0
	AMS-3DC-04-004-01D	FibuLock® distal ankle fracture	FibuLock® fibular nail TightRope® XP
	AMS-3DC-04-004-02T	FibuLock TRIMANO® puck	For use with FibuLock fibular nail
	AMS-3DC-04-005-01K	TTC full kit Includes calcaneus, talus, distal tibia, proximal tibia, TRIMANO puck, compression pull-out tab, carabiner, and assembly wires (product comes assembled)	DualCompression hindfoot nail
	AMS-3DC-04-005-02K	TTC disposable kit Includes calcaneus, distal tibia, and compression pull-out tab.	

	Product SKU	Contents	Procedures
	AMS-3DC-04-006-01K (ankle instability model, full kit)	Ankle instability model kit Includes upper assembly (upper/lower talus/navicular), calcaneus assembly (calcaneus and soft tissue)	
	AMS-3DC-04-006-02D	Ankle instability model (upper) Upper/lower talus/navicular and soft tissue	<i>InternalBrace™</i> ligament augmentation (up to 5 times) FiberTak® implant (up to 5 times)
	AMS-3DC-04-006-03D	Ankle instability model (calcaneus) Calcaneus and soft tissue	Achilles SpeedBridge™ repair TightRope® XP* Buttress plate*
	AMS-3DC-04-006-01T	AIM TRIMANO puck assembly	
	AMS-3DC-04-009-01D	Lapidus I-Beam and <i>BunionBrace™</i> implant	Bunion correction with Lapidus I-beam plate Hallux valgus correction with <i>BunionBrace</i> implant
	AMS-3DC-04-002-01K	MIS Bunionectomy full kit	MIS bunionectomy Akin Osteotomy proximal Interphalangeal joint Resection arthroplasty
	AMS-3DC-04-002-02D	MIS Bunionectomy disposable insert	Proximal interphalangeal joint fusion Metatarsophalangeal joint fusion

*Not designed for this procedure.



US patent information