

| Join the Endoscopic Spine Evolution



Arthrex®





## Table of Contents

05	Arthrex Spine
08	Visualization and Instrumentation
10	Orthobiologics Support
17	Patient Education





## Arthrex Spine

As a global leader in sports medicine and surgical education, Arthrex continually strives to provide surgeons and patients with groundbreaking ultra-minimally invasive and motion-preserving procedures.

Innovation in the medical device industry is largely driven by manufacturers. As a privately held company, we are uniquely positioned to rapidly develop new technologies and advance ultra-minimally invasive procedures that prioritize surgeon needs and patient outcomes.

Limited nonpermanent options for back pain mean patients must often undergo frequent treatments and invasive procedures that result in limited motion, damage to soft-tissue anatomies, and unsightly scars.

Put simply, there is a gap in today's continuum of care between conservative treatment and maximally invasive surgical procedures.

Arthrex seeks to bridge that gap by leveraging our more than 40 years of expertise in orthopedics in the spine space, with endoscopic surgical approaches and orthobiologic innovations designed to help spare soft tissue, preserve motion, and provide the best possible outcomes for patients.



World-class medical education offerings for health care professionals and administrators help make less-invasive surgery simpler, safer, and more reproducible. Our endoscopic spine-specific surgical curriculum pathway includes individualized and expert faculty instruction and immersive, hands-on training in our dedicated spine lab as well as practice support—all designed to help surgeons and facilities succeed with endoscopic spine techniques.

We develop our products and procedures with an unwavering dedication to constant innovation, unmatched provider education, and world-class scientific research. Together, we can expand your treatment offerings, maximize your practice efficiency, and help make active lifestyles a reality for millions of patients.



“

*Arthrex is a world leader in less-invasive surgical imaging and product innovation supported by cadaveric surgical skills education and clinically trained representatives across the US to help advance your endoscopic spine proficiency.*

*After 40 years of pioneering arthroscopic surgery, Arthrex is now focused on revolutionizing endoscopic spine surgery. Join the evolution with us.*

**Reinhold Schmieding**  
Arthrex President and Founder  
Naples, FL







## Visualization and Instrumentation

The Only FDA-Cleared, Autoclavable 4K Video Camera and Imaging Networking System for Spine Endoscopy

- › Enhanced visualization with the Synergy 4K camera system and operative endoscope
- › Revolutionizing ergonomics with WishBone™ rotating handle and ring-handled endoscopic instrument options
- › Steerable electrosurgery probes designed for endoscopic spine procedures
- › Bring it all together with a comprehensive instrumentation offering



Arthrex offers endoscopic-length shaver burs, including 3 mm coarse diamond oval and 3 mm fluted oval options, with retractable hoods and integrated suction to allow efficient bone removal during endoscopic spine procedures.



# Orthobiologics Support

## With the Most Comprehensive Orthobiologics Portfolio for Spine

Arthrex offers the most extensive orthobiologics portfolio in the spine market, uniquely combining innovation, versatility, and clinical value. From advanced bone graft substitutes to

next-generation cellular technologies and biologic delivery systems, Arthrex provides a full continuum of solutions designed to support spinal fusion, healing, and regeneration.

1.

Angel® cPRP and Bone Marrow Processing System
2.

AlloSync™ Expand Demineralized Cortical Fibers
3.

BoneSync™ Synthetic Bone Void Fillers
4.

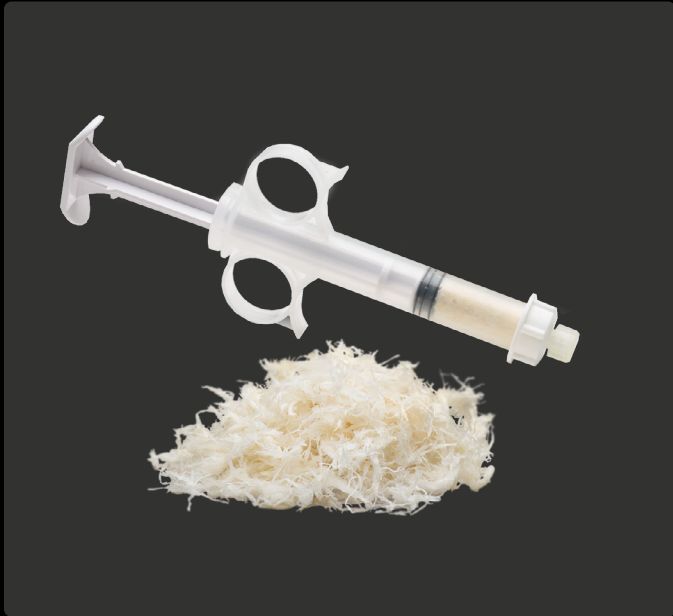
Vortex™ Threaded Bone Marrow Recovery Needle
5.

ArthroCell™ Viable Bone Allografts
6.

GraftNet™ XL Bone Collection Device



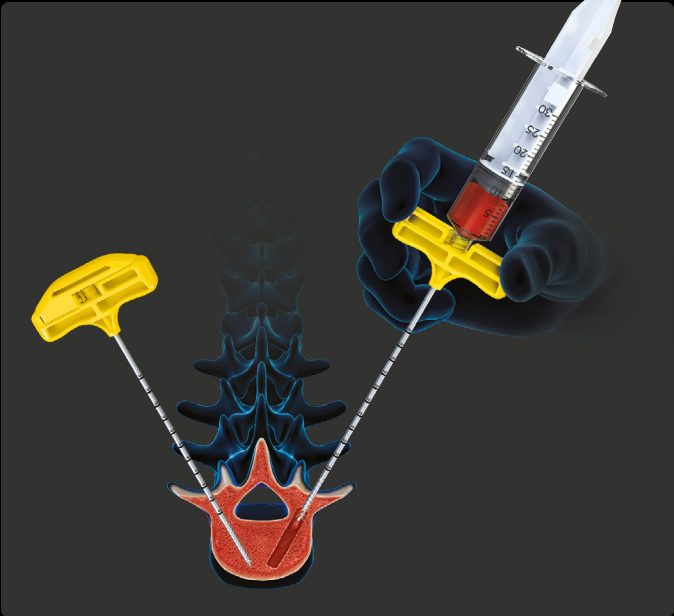
1



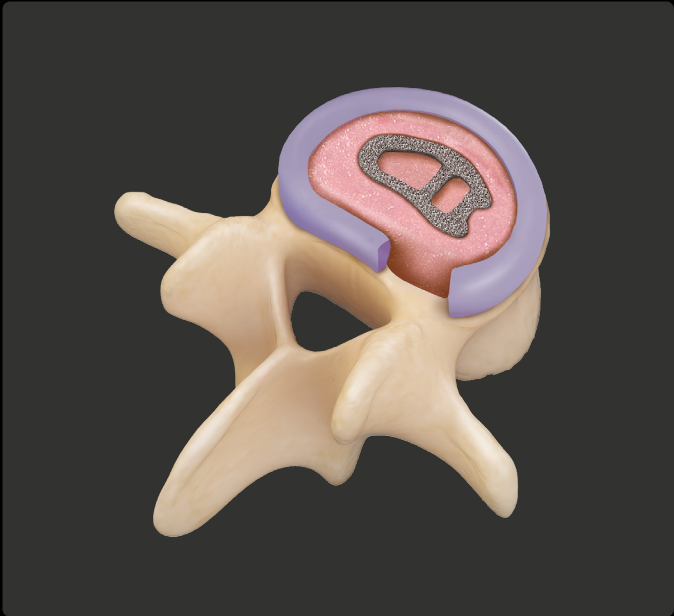
2



3



4



5



6



# Arthrex Graft Gun

## Validated to Deliver 100% Autograft Bone Chips<sup>1</sup>

- › Can deliver graft into the disc space for fusion procedures
- › Designed to provide direct visibility for delivering bone graft through a decompression tube
- › Compatible with any combination of autograft/allograft up to 100% autograft chips

### Reference

1. Arthrex, Inc. Data on file (APT-1022220). Naples, FL; 2025.







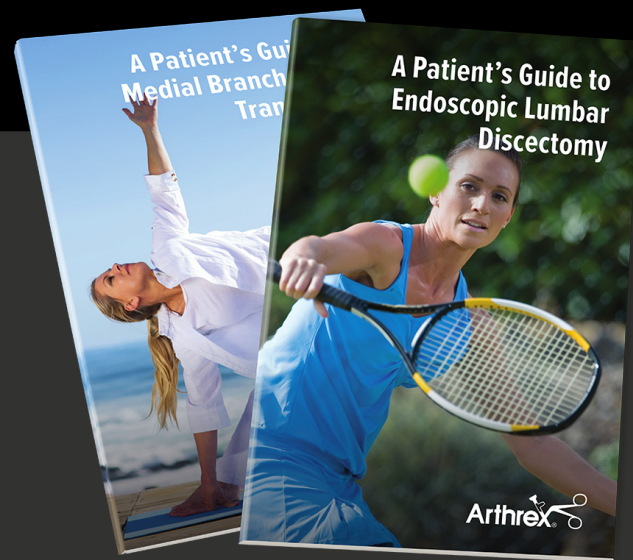
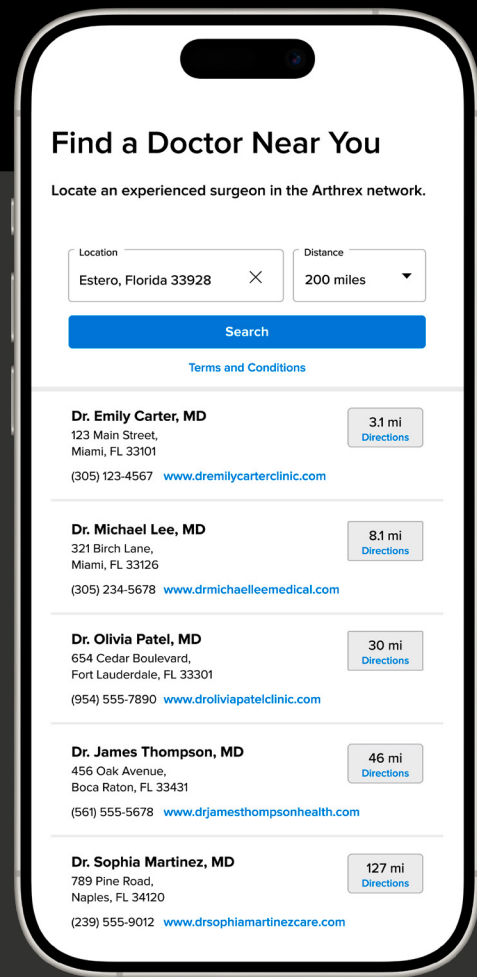
# Soft-Tissue Repair and Reconstruction

- › Spine Scorpion™ suture passer can close the fascia up to 75% faster during MIS procedures<sup>1</sup>
- › JumpStart® FlexEFit® dressings kill and protect against multiple gram-positive and -negative bacteria<sup>2-5</sup>
- › The microcurrent technology of JumpStart dressings can reduce the risk of wound infection risk and promote healing<sup>6</sup>

## References

1. Arthrex, Inc. Data on file (APT-05722). Naples, FL; 2021
2. Banerjee J, Das Ghatak P, Roy S, et al. Silver-zinc redox-coupled electroceutical wound dressing disrupts bacterial biofilm. *PLoS One*. 2015;10(3):e0119531. doi:10.1371/journal.pone.0119531
3. Kim H, Makin I, Skiba J. Antibacterial efficacy testing of a bioelectric wound dressing against clinical wound pathogens. *Open Microbiol J*. 2014;8:15-21 doi:10.2174/1874285801408010015
4. Kim H, Izadjoo MJ. Antibiofilm efficacy evaluation of a bioelectric dressing in mono- and multi-species biofilms. *J Wound Care*. 2015;24(Suppl 2):S10-4. doi:10.12968/jowc.2015.24.Sup2.S10
5. Long DR, Bryson-Cahn C, Pergamit R, et al. 2021 Young Investigator Award winner: anatomic gradients in the microbiology of spinal fusion surgical site infection and resistance to surgical antimicrobial prophylaxis. *Spine*. 2021;46(3):143-151. doi:10.1097/BRS.0000000000003603
6. Blount AL, Foster S, Rapp DA, Wilcox R. The use of bioelectric dressings in skin graft harvest sites: a prospective case series. *J Burn Care Res*. 2012;33(3):354-357. doi:10.1097/BCR.0b013e31823356e4





## Patient Education

### Patient Outreach Kit

The Patient Outreach and Education Resource Kit provides an overview of all available tools for physicians and administrators. It includes descriptions of resources—such as clinic posters, postoperative holographic cards, patient guides—as well as step-by-step instructions for accessing each item, including the media kit and the patient-facing website featuring the Find a Doctor tool.



Learn more about patient education







# The Ultra-Minimally Invasive Endoscopic Spine Curriculum Pathway and The Arthrex Surgical Skills Experience

Arthrex has developed a structured educational pathway to train surgeons in endoscopic spine surgery. This curriculum is designed to help them adopt endoscopic spine techniques into their practice. It includes a series of courses that begin with basic, lower-risk procedures. Each course level adds new techniques and knowledge for a safe, step-by-step learning experience. This progressive approach to adopting endoscopic spine surgery ensures surgeons gain competence and confidence as they develop toward a more advanced skill set.



Arthrex has **more than 100 surgical skills labs** throughout the country.



Arthrex trains **more than 50,000 surgeons in orthopedic surgery** around the world annually.

Follow a curriculum pathway designed by **surgeons**, for **surgeons**, rooted in reproducibility, precision, and motion preservation.



Learn more about Arthrex Spine courses



This description of technique is provided as an educational tool and clinical aid to assist properly licensed medical professionals in the usage of specific Arthrex products. As part of this professional usage, the medical professional must use their professional judgment in making any final determinations in product usage and technique. In doing so, the medical professional should rely on their own training and experience and should conduct a thorough review of pertinent medical literature and the product's directions for use. Postoperative management is patient-specific and dependent on the treating professional's assessment. Individual results will vary and not all patients will experience the same postoperative activity level or outcomes.



Arthrex manufacturer, authorized  
representative, and importer  
information (Arthrex eIFUS)



US patent  
information