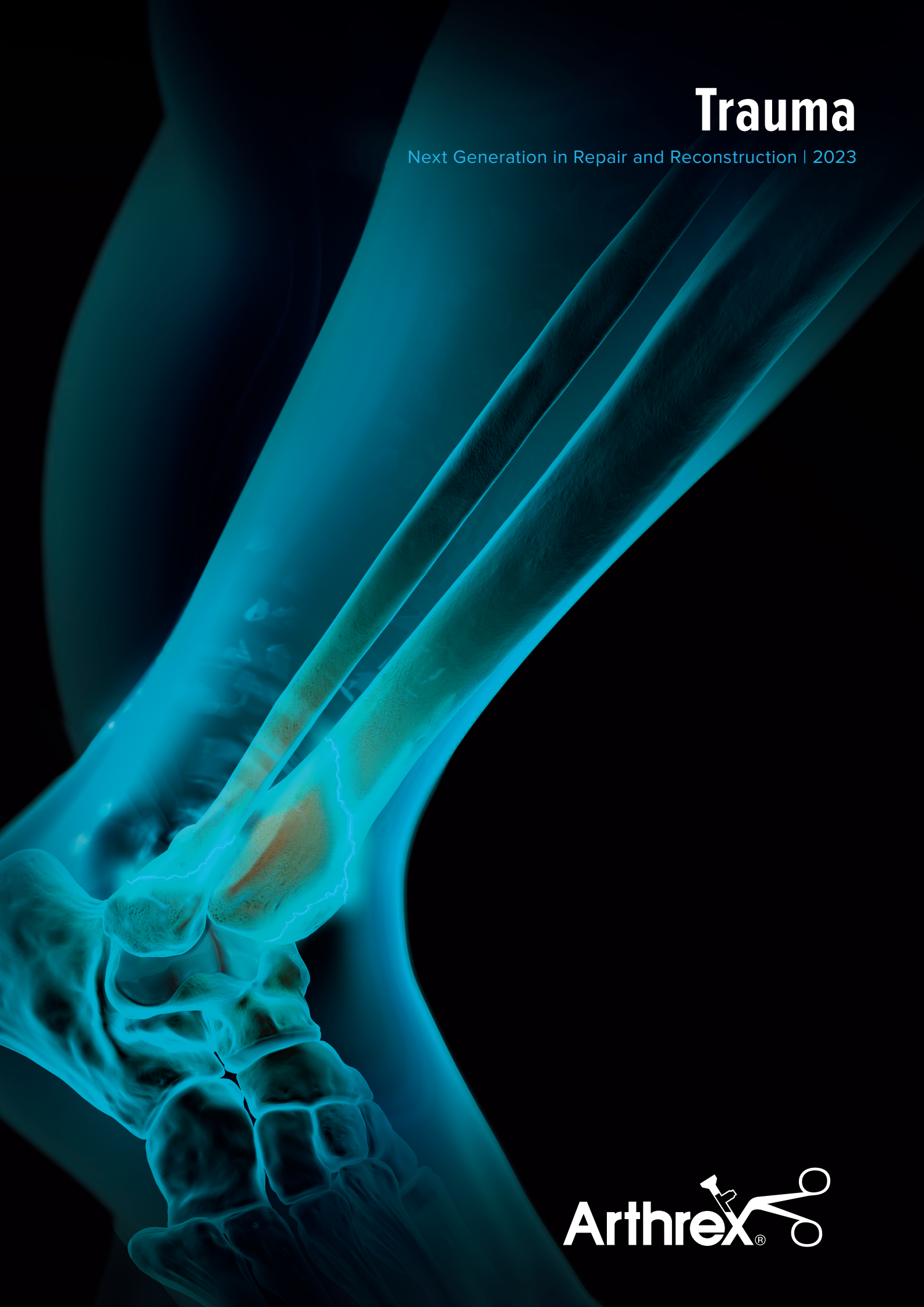


# Trauma

Next Generation in Repair and Reconstruction | 2023



---

## Helping Surgeons Treat Their Patients Better™

---

Since its inception, Arthrex has been committed to one mission: Helping Surgeons Treat Their Patients Better. We are strategically focused on constant product innovation through scientific research, surgeon collaboration, and medical education to make less invasive surgical procedures simple, safer, and more reproducible. Each year, we develop more than 1000 new innovative products and procedures to advance minimally invasive orthopedics worldwide.

Arthrex has always remained a privately held company, which allows for the rapid evaluation of new technologies and ideas and the freedom to develop products and techniques that truly make a difference. Our experienced team of dedicated professionals represents a shared passion and commitment to delivering uncompromising quality to the health care providers who use our products and the millions of patients whose lives we impact.

The medical significance of our contributions serves as our primary benchmark of success and will continue into the future as the legacy of Arthrex.

---

## Table of Contents

---

Shoulder .....	05
Hand and Wrist .....	23
Hip and Femur .....	39
Knee.....	49
Foot and Ankle .....	67
Imaging and Resection.....	113
Orthobiologics .....	125
Soft Tissue .....	147

The *Internal/Brace* surgical technique is intended only to augment the primary repair/reconstruction by expanding the area of tissue approximation during the healing period and is not intended as a replacement for the native ligament. The *Internal/Brace* technique is for use during soft tissue-to-bone fixation procedures and is not cleared for bone-to-bone fixation.



# Shoulder

Proximal Humeral Plating System.....	06
Humeral Nail System .....	08
SuturePlate™ Humeral Plate.....	10
Univers Revers™ Modular Glenoid System.....	11
FxBridge™ Tuberosity Repair System.....	14
Clavicle Plate and Screw System .....	15
Low-Profile AC Implant.....	17
Dog Bone™ Button .....	17
AC TightRope® Implant.....	18
Twin Tail TightRope Implant .....	18
AC <i>Internal</i> Brace™ Ligament Repair .....	19
AC Joint Master Set.....	20
FiberTape® Cerclage System .....	21



The ALPHA plate is a unique anatomical, side-specific plate with a proximal contour that allows for sparing of the deltoid insertion and avoidance of dissection/soft-tissue stripping at the subdeltoid space.

- Helps avoid postoperative adhesions/stiffness and promotes preservation of the vascular supply to the bone
- Preserves native deltoid insertion for cases that require future conversion to a reverse shoulder prosthesis
- Secondary distal contour creates an optimal structure for fractures with shaft extension. The ALPHA plate's proprietary dual curvature design creates a near 90° opposition from proximal cluster and anterior shaft, providing for superior torsional stability (available in longer plates only).
  - The secondary curvature allows for a more anterior position of the distal plate, avoiding the superior flare of the lateral epicondyle of the humerus for fixation of distal fractures
- Convergent proximal screw pattern allows for increased spread in the humeral head while creating an intramedullary strut to resist excessive settling or subsidence of the humeral head fragment
- Shaft suture holes facilitate biceps tenodesis

The proximal humeral plate is available in a distal fitting, limited impingement 130° configuration, or a more proximal fracture buttressing 95° construct. Five plate lengths are offered, ranging from 3- to 14-hole constructs. The system features 4.0 mm cancellous locking screws in the proximal cluster and 3.5 mm locking or nonlocking cortical screws for distal fixation in the shaft.

Proximal Humeral Plate Main Tray

Product Description	Item Number
<b>Instruments</b>	
Trocar Tip Guidewire, 2.0 mm × 150 mm	0102-150
Cortical Tap, 3.5 mm, AO style	0226-100
Calibrated Drill, AO style, 2.5 mm × 95 mm	0237-100
Calibrated Drill, long, 2.5 mm × 130 mm	0250-000
Calibrated Step Drill, AO style, 3.5/2.5 mm × 130 mm	0254-000
Cancellous Tap, 3.5 mm, AO style	0255-200
Screw Sheath	0316-100
Drill Guide, nonlocking/locking, 2.5 mm	0318-100
Drill Guide, 2.5 mm	0324-200
Drill Guide, 2.5 mm	0327-000
Drill Guide, 3.5 mm	0331-000
T15 Driver, AO style	0432-400
Screw Gripper, 3.5 mm/4.0 mm screws	0433-000
Hex Driver, 2.5 mm	0448-000
Solid T15 Screwdriver	0448-300
Hex Driver, 5.0 mm	5001-000
T15 Screwdriver, large Hudson	0452-200
Ratcheting Small Axial Handle, AO quick connect, cannulated	5026-100
Proximal Screw Depth Gauge	0522-100
Hook Tip Depth Gauge, locking/nonlocking	0523-100
Alignment Guide, proximal humeral plate	1250-200
Bolt, T15, alignment guide, proximal humeral plate	1251-200
Proximal Humeral Plate Case Assembly	9912-100

## Proximal Humeral Plating System (Cont.)

### Proximal Humeral Plate Main Tray (Cont.)

Product Description	Item Number
<b>Implants</b>	
Proximal Humeral Plate, 3H	<b>3012-003</b>
Proximal Humeral Plate, 5H	<b>3012-005</b>
Proximal Humeral Plate, 8H	<b>3012-008</b>
Proximal Humeral Plate, 11H	<b>3012-011</b>
Proximal Humeral Plate, 14H	<b>3012-014</b>
Cortical Screw, 3.5 mm × 20 mm-32 mm (2.0 mm increments), 35 mm, 40 mm, 45 mm	<b>8010-200-450</b>
Cortical Locking Screw, 3.5 mm × 20 mm-36 mm (2.0 mm increments)	<b>8014-200-360</b>
Cortical Bone Screw, 3.5 mm × 20 mm-32 mm (2.0 mm increments), 35 mm, 40 mm, 45 mm	<b>8110-020-045</b>
Cortical Screw, double lead lock, 3.5 mm × 20 mm-36 mm (2.0 mm increments)	<b>8114-020-036</b>
Cancellous Locking Screw, fully threaded, 4.0 mm × 22 mm-60 mm (2 mm increments), 65 mm, 70 mm	<b>8124-022-070</b>
Cancellous Locking Screw, partially threaded, 4.0 mm × 22 mm-60 mm (2 mm increments), 65 mm, 70 mm	<b>8128-022-070</b>

### Proximal Humeral Plate Expansion Kit

Product Description	Item Number
<b>Instruments</b>	
Alignment Guide Locking Bolt, proximal humeral plate	<b>1251-200</b>
Alignment Guide, 95° PHP	<b>1288-000</b>
Alignment Guide, ALPHA plate, left	<b>1296-000</b>
Alignment Guide, ALPHA plate, right	<b>1297-000</b>
AOS Proximal Humeral Plate Expansion Kit Tray	<b>9941-000</b>
Guide Pin, 1.5 mm	<b>0109-150</b>
<b>Implants</b>	
95° Proximal Humeral Plate, 3H	<b>3022-003</b>
95° Proximal Humeral Plate, 5H	<b>3022-005</b>
ALPHA Plate, left, 4H	<b>3024-004</b>
ALPHA Plate, left, 5H	<b>3024-005</b>
ALPHA Plate, left, 7H	<b>3024-007</b>
ALPHA Plate, left, 11H	<b>3024-011</b>
ALPHA Plate, left, 14H	<b>3024-014</b>
ALPHA Plate, left, 16H	<b>3024-016</b>
ALPHA Plate, left, 18H	<b>3024-018</b>
ALPHA Plate, right, 4H	<b>3025-004</b>
ALPHA Plate, right, 5H	<b>3025-005</b>
ALPHA Plate, right, 7H	<b>3025-007</b>
ALPHA Plate, right, 11H	<b>3025-011</b>
ALPHA Plate, right, 14H	<b>3025-014</b>
ALPHA Plate, right, 16H	<b>3025-016</b>
ALPHA Plate, right, 18H	<b>3025-018</b>



The Arthrex Humeral Nail System consists of both short and long intramedullary nails. The 15 cm short nail is best suited for simple 2-part fractures of the proximal humerus involving the surgical neck of the humerus and for proximal third humeral fractures without comminution. The long humeral nail is primarily intended for humeral shaft fractures, which are inherently not prone to varus malposition.

- 6° proximal bend facilitates nail insertion with an incision just medial to the rotator cuff insertion
- Threaded proximal holes in every nail eliminate screw back out
- Self-reaming tip allows for less bone disruption at the entry site and decreases OR time (short nail)
- 5.0 mm of compression is accomplished intraoperatively through the jig, allowing for exact and reproducible compression (long nail)

Humeral Nail System

Product Description	Item Number
<b>Instruments</b>	
Straight Awl, cannulated	0218
Entry Reamer, cannulated, 10.5 mm	0221
Flexible Shaft	0222
Reamer Head, 6.0 mm	0223-060
Reamer Head, 6.5 mm	0223-065
Reamer Head, 7.0 mm	0223-070
Reamer Head, 7.5 mm	0223-075
Reamer Head, 8.0 mm	0223-080
Reamer Head, 8.5 mm	0223-085
Reamer Head, 9.0 mm	0223-090
Reamer Head, 9.5 mm	0223-095
Reamer Head, 10.0 mm	0223-100
Drill Guide, green, 2.5 mm	0307
Drill Guide, gold, 3.5 mm	0309
Drill Guide, blue, distal, 3.0 mm	0314
Driver, hex	0407
Driver, hex, flexible, 2.5 mm	0418
T-Handle	0411
Screw Gripper	0413
Screw Driver, hex, 2.5 mm	0416
Screw Driver, hex, 3.5 mm	0417
Guidewire Gripper, 2.0 mm / 3.0 mm	0419
Depth Gauge, hook tip	0513
Depth Gauge, ball tip, proximal	0517
Screw Sheath	0601
Distal Sheath	0602
Drill Guide, 2.9 mm	0604
Screw Trochar	0607
Extractor	0803
Lateralizer	0806
Reduction Tool	0807
Impactor Pad	0808-100
Combination Wrench	0813
Targeting Module	1228-100
Insertion Guide	1230
Locking Bolt	1231
Humeral Nail Case	9903-100





Product Description	Item Number
<b>Nails</b>	
Proximal Humeral Nail, 8.0 mm × 15 cm	<b>1170-150</b>
Humeral Nail, 7.0 mm × 20 cm	<b>1171-200</b>
Humeral Nail, 7.0 mm × 22.5 cm	<b>1171-225</b>
Humeral Nail, 7.0 mm × 25 cm	<b>1171-250</b>
Humeral Nail, 7.0 mm × 27.5 cm	<b>1171-275</b>
Humeral Nail, 7.0 mm × 30 cm	<b>1171-300</b>
Humeral Nail, 8.0 mm × 20 cm	<b>1172-200</b>
Humeral Nail, 8.0 mm × 22.5 cm	<b>1172-225</b>
Humeral Nail, 8.0 mm × 25 cm	<b>1172-250</b>
Humeral Nail, 8.0 mm × 27.5 cm	<b>1172-275</b>
Humeral Nail, 8.0 mm × 30 cm	<b>1172-300</b>
Humeral Nail, 9.0 mm × 20 cm	<b>1173-200</b>
Humeral Nail, 9.0 mm × 22.5 cm	<b>1173-225</b>
Humeral Nail, 9.0 mm × 25 cm	<b>1173-250</b>
Humeral Nail, 9.0 mm × 27.5 cm	<b>1173-275</b>
Humeral Nail, 9.0 mm × 30 cm	<b>1173-300</b>

Product Description	Item Number
<b>Screws</b>	
Cancellous Screw, 5.0 mm × 25 mm-60 mm (5.0 mm increments)	<b>8022-025-060</b>
Cortical Screw, 3.5 mm × 17.5 mm-40 mm (2.5 mm increments)	<b>8010-175-400</b>
End Cap, 2.0 mm	<b>1074-020</b>
End Cap, 5.0 mm	<b>1074-050</b>
Fracture Reduction Screw	<b>1175-000</b>
<b>Disposables</b>	
Guide Pin, 3.2 mm	<b>0100</b>
Guidewire w/ Trocar Tip, 2.0 mm	<b>0102-500</b>
Guidewire, ball nose, 2.0 mm	<b>0103-800</b>
Drill Bit, calibrated, green, 2.5 mm	<b>0217-100</b>
Drill Bit, calibrated, gold, 3.5 mm	<b>0220-100</b>
Drill Bit, short, 2.9 mm	<b>0224-100</b>
Tap, cortical, 3.5 mm	<b>0226</b>
Drill Bit, calibrated, blue, 3.0 mm	<b>0230</b>

## SuturePlate™ Humeral Plate



The humeral SuturePlate is an anatomically designed, low-profile, titanium polyaxial locking plate and screw system.

### Humeral SuturePlate (AR-14003S)

Product Description	Item Number
<b>Instruments</b>	
Pin Extractor	AR-14016PE
Drill Bit, 2.5 mm	AR-8943-13
Hex Screw Driver Shaft, 2.5 mm, AO	AR-14025
Torque Driver	AR-14025AO
Tear Drop Handle w/ AO Connection	AR-2001AO
SuturePlate Handle	AR-14024
Screw Depth Gauge	AR-14100G
Proximal Screw Depth Guide	AR-14013
Drill Guide, threaded	AR-14012
SuturePlate Drill Guide, 2.5 mm	AR-14029
Temporary Compression Device	AR-14023TCD
Screw Holding Sleeve	AR-8943-11
Humeral SuturePlate Instrumentation Case	AR-14003C
<b>Plates, Screws, and Disposables</b>	
Humeral SuturePlate, 3H	AR-14003
Humeral SuturePlate, 5H	AR-14005
Cortical Locking Screws, 3.5 mm × 16 mm-40 mm (2.0 mm increments)	AR-14116-40
Cancellous Locking Screws, 4 mm × 24 mm-56 mm (2.0 mm increments)	AR-14224-56
Cortical Screws, 3.5 mm × 16 mm-40 mm (2.0 mm increments), 45 mm, 50 mm	AR-14116NL-40NL
Terminally Threaded Pin, 2.8 mm	AR-2521
K-Wire, 1.6 mm × 15 cm	AR-14016
Ball Wire, 1.6 mm × 15 cm	AR-14016B
Easy-Out	AR-1994-25

Product Description	Item Number
<b>Compatible FiberWire® Suture w/ Needles</b>	
FiberWire Suture Kit for SuturePlate	AR-7214
#5 FiberWire Suture, 38 in w/ cutting and tapered needles	AR-7213
#2 FiberWire Suture (blue), 38 in w/ tapered needle	AR-7200
#2 FiberWire Suture (blue), 38 in w/ two tapered needles	AR-7205
#2 FiberWire Suture (white/black), 38 in w/ two tapered needles	AR-7205T
#2 FiberWire Suture and TigerWire® Suture (one blue, one white/black), 38 in w/ tapered needle	AR-7208



**Baseplates**


- 24 mm and 28 mm diameters
- 0 mm, +2.0 mm, and +4.0 mm lateral augmentation options
- BioSync® matrix with interconnected porosity for ingrowth
- Four peripheral screw holes accommodate 5.5 mm locking or 4.5 mm nonlocking screws



## Univers Revers™ Modular Glenoid System (Cont.)

### Central Fixation

- Hybrid central screw for compression and ingrowth
- Central post for press-fit and ingrowth
- Numerous lengths to address various glenoid vault depths (15 mm to 35 mm)
- BioSync® matrix with interconnected porosity for ingrowth



### Glenospheres

- 33 mm, 36 mm, 39 mm, 42 mm, and 45 mm diameters
- +0 mm, +4.0 mm lateralized, and +2.5 mm eccentric offset options
- Titanium options available for patients with cobalt alloy intolerance



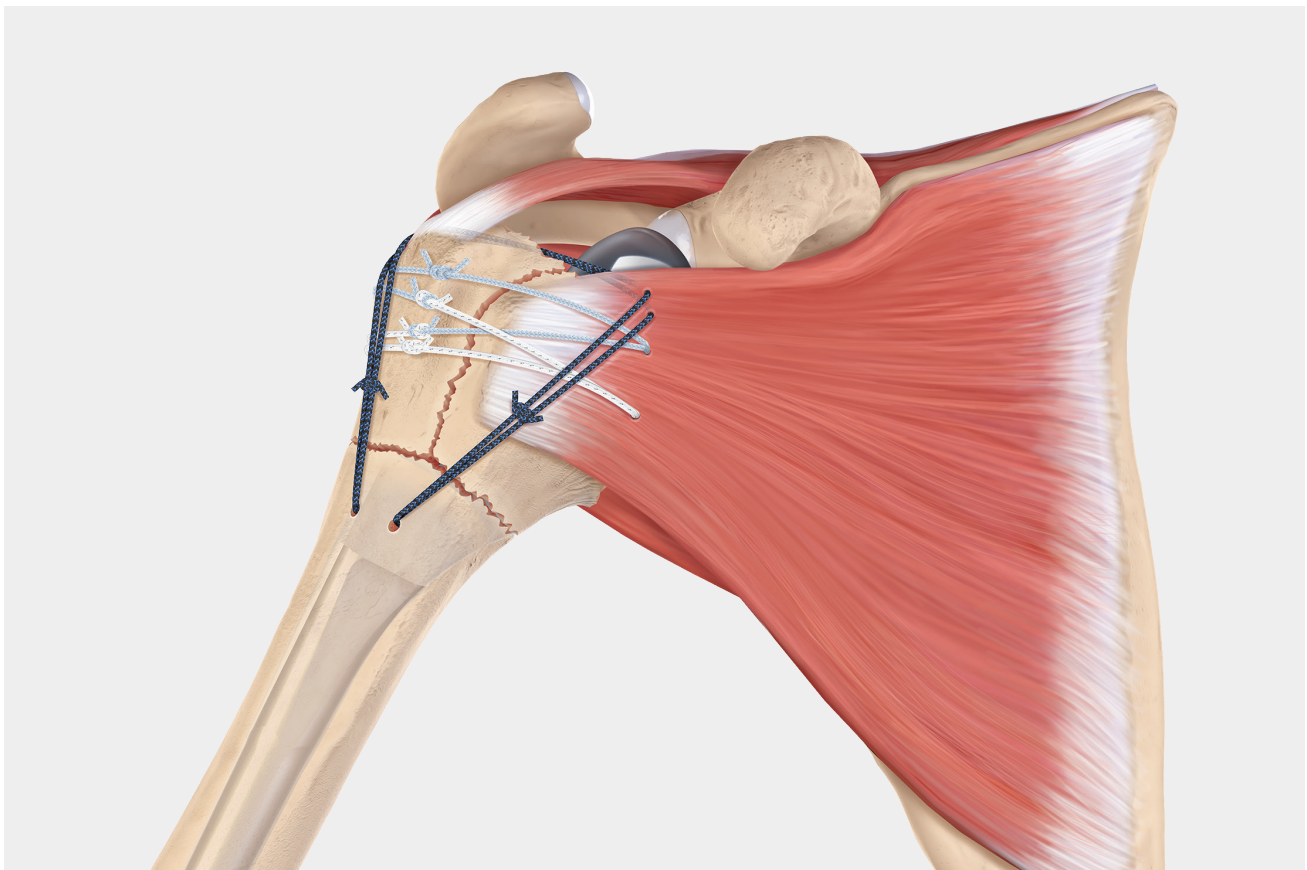
## Implants

Product Description	Item Number
<b>Glenoid Baseplates</b>	
Baseplate, monoblock screw, 24 mm	AR-9560-24S
Baseplate, monoblock post, 24 mm	AR-9560-24P
Baseplate, modular, 24 mm	AR-9560-24
Lateralized Baseplate, modular, 24 mm+2	AR-9560-24-2
Lateralized Baseplate, modular, 24 mm+4	AR-9560-24-4
Baseplate, monoblock screw, 28 mm	AR-9560-28S
Baseplate, monoblock post, 28 mm	AR-9560-28P
Baseplate, modular, 28 mm	AR-9560-28
Baseplate, modular, 28 mm+2	AR-9560-28-2
Lateralized Baseplate, modular, 28 mm+4	AR-9560-28-4
<b>Modular Central Fixation</b>	
Modular Central Screw, 20 mm	AR-9561-20S
Modular Central Screw, 25 mm	AR-9561-25S
Modular Central Screw, 30 mm	AR-9561-30S
Modular Central Screw, 35 mm	AR-9561-35S
Modular Central Post, 20 mm	AR-9561-20P
Modular Central Post, 25 mm	AR-9561-25P
Modular Central Post, 30 mm	AR-9561-30P
Modular Central Post, 35 mm	AR-9561-35P
<b>4.5 mm Nonlocking Peripheral Bone Screws</b>	
Nonlocking Screws, 4.5 mm × 16 mm-48, 16 mm	AR-9562-16NL
Nonlocking Screws, 4.5 mm × 16 mm-48, 18 mm	AR-9562-18NL
Nonlocking Screws, 4.5 mm × 16 mm-48, 20 mm	AR-9562-20NL
Nonlocking Screws, 4.5 mm × 16 mm-48, 24 mm	AR-9562-24NL
Nonlocking Screws, 4.5 mm × 16 mm-48, 28 mm	AR-9562-28NL
Nonlocking Screws, 4.5 mm × 16 mm-48, 32 mm	AR-9562-32NL
Nonlocking Screws, 4.5 mm × 16 mm-48, 36 mm	AR-9562-36NL
Nonlocking Screws, 4.5 mm × 16 mm-48, 40 mm	AR-9562-40NL
Nonlocking Screws, 4.5 mm × 16 mm-48, 44 mm	AR-9562-44NL
Nonlocking Screws, 4.5 mm × 16 mm-48, 48 mm	AR-9562-48NL
<b>5.5 mm Locking Peripheral Bone Screws</b>	
Locking Screws, 5.5 mm × 16 mm-48 mm, 16 mm	AR-9563-16
Locking Screws, 5.5 mm × 16 mm-48 mm, 20 mm	AR-9563-20
Locking Screws, 5.5 mm × 16 mm-48 mm, 24 mm	AR-9563-24
Locking Screws, 5.5 mm × 16 mm-48 mm, 28 mm	AR-9563-28
Locking Screws, 5.5 mm × 16 mm-48 mm, 32 mm	AR-9563-32
Locking Screws, 5.5 mm × 16 mm-48 mm, 36 mm	AR-9563-36
Locking Screws, 5.5 mm × 16 mm-48 mm, 40 mm	AR-9563-40
Locking Screws, 5.5 mm × 16 mm-48 mm, 44 mm	AR-9563-44
Locking Screws, 5.5 mm × 16 mm-48 mm, 48 mm	AR-9563-48
<b>CoCr Glenospheres</b>	
Glenosphere, 33, w/ baseplate taper, 24 mm	AR-9564-2433
Glenosphere, lateralized, 33+4, w/ baseplate taper, 24 mm	AR-9564-2433-LAT
Glenosphere, 36, w/ baseplate taper, 24 mm	AR-9564-2436
Glenosphere, lateralized, 36, w/ baseplate taper, 24 mm	AR-9564-2436-LAT
Glenosphere, eccentric, 36+2.5, w/ baseplate taper, 24 mm	AR-9564-2436-INF
Glenosphere, 39, w/ baseplate taper, 24 mm	AR-9564-2439
Glenosphere, lateralized, 39+4, w/ baseplate taper, 24 mm	AR-9564-2439-LAT
Glenosphere, eccentric, 39+2.5, w/ baseplate taper, 24 mm	AR-9564-2439-INF

Product Description	Item Number
<b>CoCr Glenospheres (Cont.)</b>	
Glenosphere, 42, w/ baseplate taper, 24 mm	AR-9564-2442
Glenosphere, lateralized, 42, w/ baseplate taper, 24 mm	AR-9564-2442-LAT
Glenosphere, eccentric, 42+2.5, w/ baseplate taper, 24 mm	AR-9564-2442-INF
Glenosphere, 36, w/ baseplate taper, 28 mm	AR-9564-2836
Glenosphere, lateralized, 36+4, w/ baseplate taper, 28 mm	AR-9564-2836-LAT
Glenosphere, 39, w/ baseplate taper, 28 mm	AR-9564-2839
Glenosphere, lateralized, 39+4, w/ baseplate taper, 28 mm	AR-9564-2839-LAT
Glenosphere, eccentric, 39+2.5, w/ baseplate taper, 28 mm	AR-9564-2839-INF
Glenosphere, 42, w/ baseplate taper, 28 mm	AR-9564-2842
Glenosphere, lateralized, 42, w/ baseplate taper, 24 mm	AR-9564-2842-LAT
Glenosphere, eccentric, 42+2.5, w/ baseplate taper, 28 mm	AR-9564-2842-INF
Glenosphere, 45/24	AR-9564-2445
Glenosphere, 45+2.5 Inf/24	AR-9564-2445-INF
Glenosphere, 45+4 Lat/24	AR-9564-2445-LAT
Glenosphere, 45/28	AR-9564-2845
Glenosphere, 45+2.5 Inf/28	AR-9564-2845-INF
Glenosphere, 45+4 Lat/24	AR-9564-2845-LAT
<b>Titanium Glenospheres</b>	
42 +2.5 INF/24 Ti Glenosphere	AR-9564-T2442-INF
42/24 Ti Glenosphere	AR-9564-T2442
42 +4 LAT/24 Ti Glenosphere	AR-9564-T2442-LAT
39 +4 LAT/24 Ti Glenosphere	AR-9564-T2439-LAT
39 +2.5 INF/24 Ti Glenosphere	AR-9564-T2439-INF
36/24 Ti Glenosphere	AR-9564-T2436
33 +4 LAT/24 Ti Glenosphere	AR-9564-T2433-LAT
36 +4 LAT/24 Ti Glenosphere	AR-9564-T2436-LAT
36 +2.5 INF/24 Ti Glenosphere	AR-9564-T2436-INF
33/24 Ti Glenosphere	AR-9564-T2433
39/24 Ti Glenosphere	AR-9564-T2439

## Disposables

Product Description	Item Number
Glenosphere Screw, extra	AR-9565
MGS Sterile Pin Kit	AR-9607S
3.0 MGS Sterile Drill Bit	AR-9628S



- All-inclusive kit streamlines repairs during a case
- Three distinct suture colors aid in suture management for a simple, reproducible repair
- Provides an environment for tuberosity healing, which improves postoperative range of motion (ROM)<sup>1</sup>
- Compared to round suture, flat FiberTape® suture provides more resistance to tissue pull-through and broader compression across the repair site<sup>2</sup>
- 135° humeral inclination increases tuberosity healing rate and stability<sup>2</sup>


FxBridge Tuberosity Repair System (AR-9517)

Product Description	Item Number
#2 FiberLink™ Suture, blue, 5 in	
#2 TigerLink™ Suture, white/black, 5 in	
FiberTape Suture, 1.7 mm, blue, 36 in	
TigerTape™ Suture, 1.7 mm, white/black, 36 in	
FiberTape Suture, 1.7 mm, black/blue, 36 in	
SutureTape, 1.3 mm, white/black, 40 in w/ needle	
Drill Bit, AO, Ø2.0 mm	
Free Needle, ½ circle, rev cut, 36.6 mm	

References

1. Erickson BJ, Shishani Y, Bishop ME, Romeo AA, Lederman E, Gobezie R. Tuberosity repair in reverse total shoulder arthroplasty for fracture using a stem-based double-row repair: a cadaveric biomechanical study. *J Am Acad Orthop Surg.* 2020;28(23):e1059-1065. doi:10.5435/JAAOS-D-19-0066
2. Arthrex, Inc. Data on File (APT-2799). Naples, FL: 2015.
3. Schmalz J, Jessen M, Holschen M, et al. Tuberosity healing improves functional outcome following primary reverse shoulder arthroplasty for proximal humeral fractures with a 135° prosthesis. *Eur J Orthop Surg Traumatol.* 2020;30(5):909-916. Dot:10.1007/s00590-020-02649-8

## Clavicle Plate and Screw System



### Clavicle Plating System (AR-2650S)

Product Description	Item Number
<b>Instruments</b>	
Driver Handle w/ AO, cannulated	AR-13221AOC
Positioning Handle, distal clavicle plate	AR-2659
Plate Bending Pliers	AR-2660
Verbrugge Forceps w/ Pivoting Jaw	AR-2662
Drill, screw guide, distal clavicle plate	AR-2664L
Drill Screw	AR-2664R
Drive Shaft, hexalobe, solid	AR-2665-T10
Drive Shaft, hexalobe, long	AR-2666-T15
Drill/Screw Guide Sleeve, 2.7 mm locking screws, qty.2	AR-2668
Screw Depth Indicator, 2.7 mm	AR-2670
Step Drill For 2.5 mm Fragment Screw, qty. 2	AR-2752
Screwdriver, T8 hexalobe	AR-8916-22
Driver, hexalobe, T15	AR-8941DH
Drill Guide, 2.6 mm / 1.35 mm	AR-8943-03
Bone Reduction Forceps, curved, pointed, qty. 2	AR-8943-07

Product Description	Item Number
Screwdriver, T10 hexalobe	AR-8943-08
Screwdriver, T15 hexalobe	AR-8943-10
Holding Sleeve for 2.7 mm, 3.5 mm, and 4.0 mm screws	AR-8943-11
Drill Guide, 3.5 mm/2.5 mm	AR-8943-14
Depth Device, 2.7 mm/3.5 mm /4.0 mm screws	AR-8943-15
Drill Guide, threaded, 2.7 mm, qty. 2	AR-8943-17
Bending Iron Plate, qty. 2	AR-8943-18
Freer Elevator	AR-8943-19
Periosteal Elevator, curved blade, 6 mm	AR-8943-20
Sharp Hook	AR-8943-21
Hohmann Retractor, 15 mm	AR-8943-22
Lobster Claw, qty. 2	AR-8943-23
Drill Guide, threaded, 3.5 mm	AR-8943-26
Locking Bending Guide, 3.5 mm, qty. 2	AR-8954-07
Clavicle Plating System Instrument Case	AR-2650C

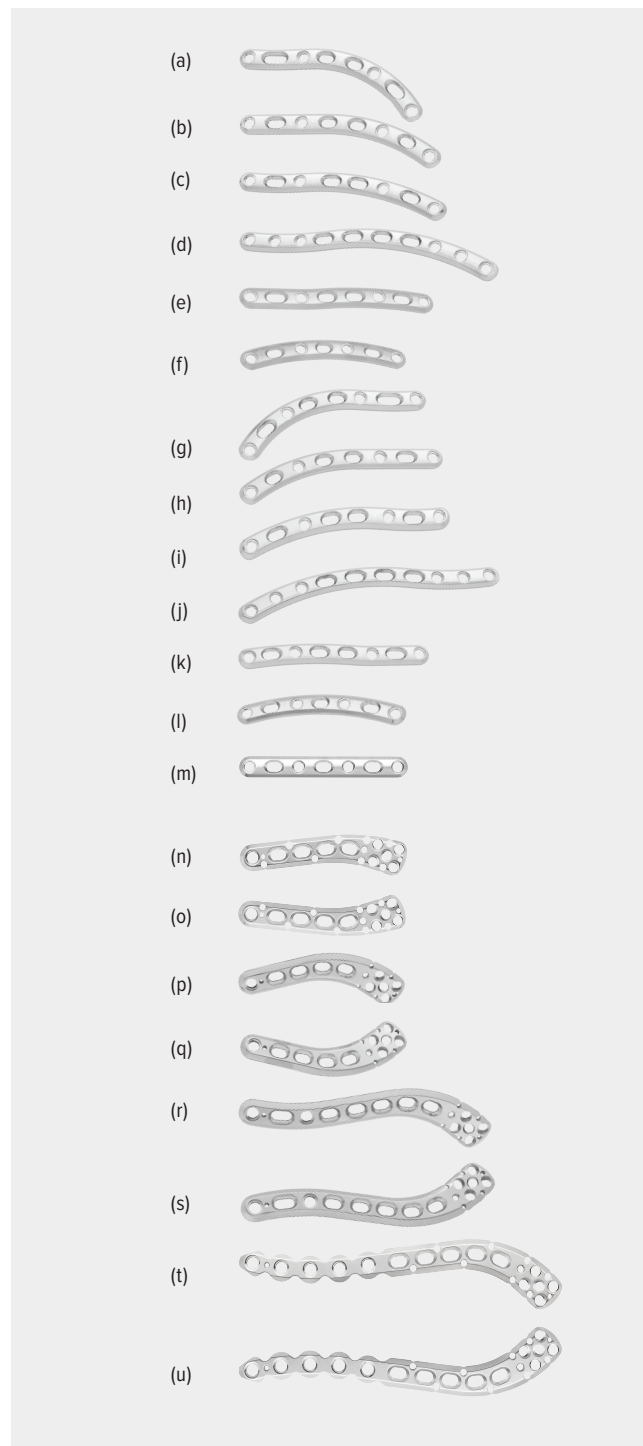
## Clavicle Plate and Screw System (Cont.)

Product Description	Item Number
<b>Plates – Clavicle Fracture Plates, Central Third, Stainless Steel</b>	
Large Curve, 86 mm, left <b>(a)</b>	AR-2650CL
Large Curve, 86 mm, right <b>(g)</b>	AR-2650CR
Medium Curve, 93 mm, left <b>(b)</b>	AR-2651CL
Medium Curve, 93 mm, right <b>(h)</b>	AR-2651CR
Small Curve, 98 mm, left <b>(c)</b>	AR-2652CL
Small Curve, 98 mm, right <b>(i)</b>	AR-2652CR
Medium Curve, 120 mm, left <b>(d)</b>	AR-2653CL
Medium Curve, 120 mm, right <b>(j)</b>	AR-2653CR
X-small Curve, 87 mm, left <b>(e)</b>	AR-2654CL
X-small Curve, 87 mm, right <b>(k)</b>	AR-2654CR
Small Curve, 76 mm, left <b>(f)</b>	AR-2655CL
Small Curve, 76 mm, right <b>(l)</b>	AR-2655CR
Clavicle Fracture Plate, straight, 7h <b>(m)</b>	AR-2680ST
<b>Plates – Distal Third Plates</b>	
22°, 70 mm, left <b>(n)</b>	AR-2622DL
22°, 70 mm, right <b>(o)</b>	AR-2622DR
Small, 70 mm, left <b>(q)</b>	AR-2656-DL
Small, 70 mm, right <b>(p)</b>	AR-2656-DR
Medium, 100 mm, left <b>(s)</b>	AR-2657-DL
Medium, 100 mm, right <b>(r)</b>	AR-2657-DR
Large, 126 mm, left <b>(t)</b>	AR-2658DL-10
Large, 126 mm, right <b>(u)</b>	AR-2658DR-10
Distal Clavicle Button, qty. 4	AR-2658
<b>Screws, Stainless Steel</b>	
Fragment Screws, hexalobe, 2.5 mm × 10 mm-24 mm	AR-2665-10H-24H
Low Profile Screws, 2.7 mm × 10 mm – 24 mm	AR-8827-10-24
Low Profile Locking Screws, 2.7 mm × 10 mm-24 mm	AR-8827L-10-24
Low Profile Screws, cancellous, fully threaded, 3.0 mm × 10 mm-24 mm	AR-8830-10-24
Low Profile Screws, cortical, 3.5 mm × 10 mm-30 mm	AR-8835-10-30
Low Profile Screws, locking, 3.5 mm × 8 mm-24 mm	AR-8835L-8-24
Low Profile Screws, cancellous, 4.0 mm × 10 mm-24 mm	AR-8840-10-24
<b>Disposables</b>	
BB-Tak, qty. 4	AR-13226
Guidewire, .062 in, qty. 4	AR-2663
Drill Bit, calibrated, 2.0 mm, qty. 2	AR-8943-16
Drill Bit, calibrated, 2.5 mm, qty. 2	AR-8943-13
Drill Bit, 2.7 mm distal locking screws, qty. 2	AR-2669

All screws come in 2 mm increments

### Literature

Product Description	Item Number
Clavicle Plate and Screw System Surgical Technique	LT1-0255-EN
Inventory Control Form: Clavicle Plate System (AR-2650S)	LF1-0255-EN





## Low-Profile AC Implant



The low-profile AC implant and Dog Bone button combine to form a strong, low-profile device optimized for the stabilization of acute AC joint separations. This dual construct features two independent tensionable TightRope® sutures preassembled into a clavicle insert and a Dog Bone button that attaches separately to the suture loops after they are passed antegrade through the 3 mm bone tunnels.

### Low-Profile AC Implant Kit

Product Description	Item Number
Low-Profile AC Implant Kit	AR-2371
Includes knotless AC implant, Dog Bone button, 3.0 mm drill, SutureLasso™ SD wire loop, and 5.1 mm cannulated reamer	
Low-Profile AC Implant	AR-2370
5.1 mm Cannulated Reamer w/ Stop	AR-2374

### Required Instruments and Disposables

Product Description	Item Number
Acromioclavicular Joint Master Set	AR-2255MS
SutureLasso SD Wire Loop, 5/box	AR-4068-05SD
Cannulated Drill for AC Repair, 3.0 mm	AR-2257D-30

### Literature

Product Description	Item Number
Low-Profile AC Repair System	LT1-00059-EN

## Dog Bone™ Button



The precontoured, titanium Dog Bone button allows the use of Knotless TightRope technology or multiple FiberTape® sutures for AC joint reduction. The buttons are attached to the Low-Profile AC TightRope implant or FiberTape sutures independently; only suture material will be passed through the clavicle and coracoid tunnels, allowing the repair to be completed through smaller tunnels.

### Acute AC Repair Kit

Product Description	Item Number
Acute AC Repair Kit	AR-2271
Includes Dog Bone button preloaded onto FiberTape and TigerTape™ Loops, free Dog Bone button, 3.0 mm cannulated drill, and nitinol suture-passing wire	
Dog Bone Button	AR-2270
FiberTape Loop	AR-7275
TigerTape Loop	AR-7275T

### Required Instruments and Disposables

Product Description	Item Number
Acromioclavicular Joint Master Set	AR-2255MS
SutureLasso SD Wire Loop, 5/box	AR-4068-05SD
Cannulated Drill for AC Repair, 3.0 mm	AR-2257D-30
Cannulated Drill for AC Repair, 2.4 mm	AR-2257D-24

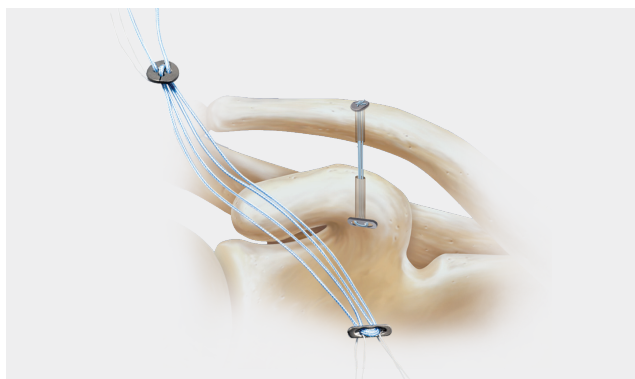
### Optional

Product Description	Item Number
Clavicle Button	AR-2257-01
Coracoid Button	AR-2257-02
Clavicle Washer	AR-2258-03

### Literature

Product Description	Item Number
AC Repair - Dog Bone Button Surgical Technique	LT1-0531-EN

## AC TightRope® Implant



This implant allows surgeons to easily reconstruct acute AC joint separations in a minimally invasive manner, either open or arthroscopic, using a 4-strand continuous loop of #5 FiberWire® suture interlaced between 2 titanium buttons.

### AC TightRope Repair Kit

Product Description	Item Number
AC TightRope Repair Kit	AR-2257
Includes AC TightRope implant, suture-passing wire, and knot pusher	

### Required Instruments

Product Description	Item Number
AC Joint Reconstruction Master Set	AR-2255MS

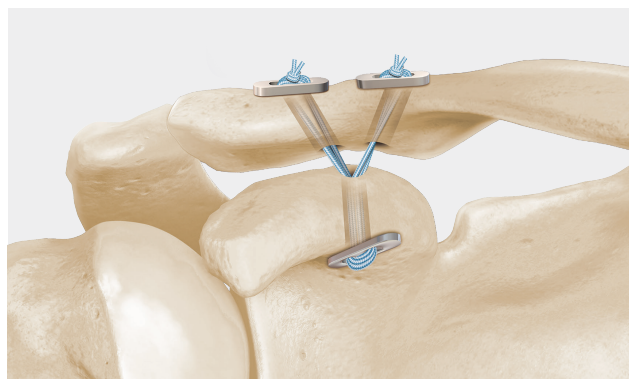
### Required Disposable

Product Description	Item Number
Drill Tip Guide Pin, 2.4 mm	AR-1250L

### Optional Disposables

Product Description	Item Number
SutureLasso™ SD Wire Loop, 5/box	AR-4068-05SD
Button Inserter	AR-2262

## Twin Tail TightRope Implant



This implant features two independent clavicle button tails and is designed to help reduce and stabilize the AC joint for open, acute AC injuries.

Product Description	Item Number
Twin Tail TightRope Implant	AR-2264

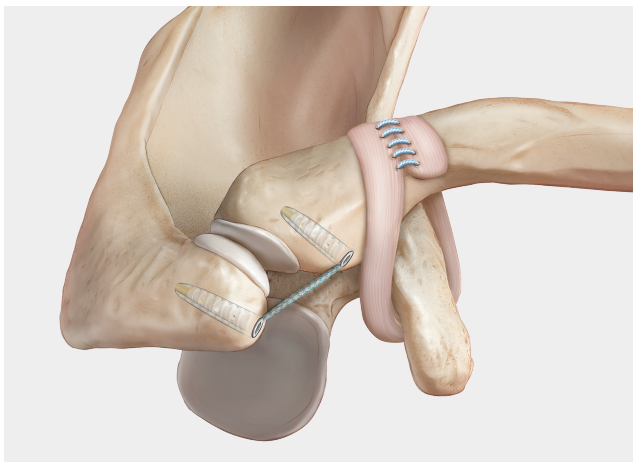
### Required Instruments

Product Description	Item Number
Drill Tip Guide Pin, 2.4 mm	AR-1250L
Cannulated Drill, 4.5 mm	AR-1204.5L
Cannulated Long Drill, 4.0 mm	AR-1204LX
Button Inserter	AR-2262
SutureLasso SD Suture Passer, crescent <b>or</b>	AR-4068C
Micro SutureLasso Suture Passer, minor bend	AR-8701

### Optional Instruments

Product Description	Item Number
Guide Pin Sleeve	AR-2255CG-02


## AC *InternalBrace*™ Ligament Repair



The *InternalBrace* procedure, combined with CC ligament fixation, may help limit posterior displacement of the clavicle. A 5.0 mm offset guide can help drill the acromion and clavicle anteriorly. The guide accepts both the existing 3.5 mm SwiveLock® drill and the 4.75 mm SwiveLock drill.

Product Description	Item Number
5 mm Offset Guide for AC <i>InternalBrace</i> Procedure	AR-2276-05
Twist Drill for 4.75 mm SwiveLock Anchor	AR-2276D
Drill for 3.5 mm SwiveLock Anchor, sterile	AR-2325D-ST
BioComposite SwiveLock C Anchor, 4.75 mm × 19.1 mm	AR-2324BCC
BioComposite SwiveLock Anchor, 3.5 mm × 15.8 mm	AR-2325BCC
FiberTape® Suture, 2.0 mm, 7.0 in (blue), each end tapered to #2 FiberWire® suture	AR-7237-7

## AC Joint Master Set



The Acromioclavicular Joint Reconstruction System contains the instrumentation necessary to complete the acute and chronic AC joint repair techniques.


### AC Joint Reconstruction System (AR-2255MS)

Product Description	Item Number
Cannulated Drill, 4 mm	AR-1204L
Cannulated Drill, 4.5 mm	AR-1204.5L
Cannulated Headed Reamer, 5 mm	AR-1405
Cannulated Headed Reamer, 5.5 mm	AR-1405.5
Cannulated Headed Reamer, 6.0 mm	AR-1406
Cannulated Headed Reamer, 6.5 mm	AR-1406.5
ACL Guide Frame Handle Assembly	AR-1510H
AC Guide, left	AR-2254L
AC Guide, right	AR-2254R
Fixed Guide	AR-2255CG-01
Guide Pin Sleeve, 2.4 mm	AR-2255CG-02
Clavicle Drill Positioner	AR-2255CG-03
Drill Stop	AR-2255CG-04
Drill Sleeve, 3.0 mm	AR-2255CG-05
AC Tenodesis Screw Driver	AR-2255D
Coracoid Graft Passer, left	AR-2256L
Coracoid Graft Passer, right	AR-2256R
AC GraftRope Graft Sizer	AR-2265
Forked Probe	AR-6002
AC Joint Instrumentation Case	AR-2255MC

### Optional

Product Description	Item Number
Guide Arm, left	AR-2253L
Guide Arm, right	AR-2253R
AC Drill Guide Assembly	AR-2273

## FiberTape® Cerclage System



The FiberTape cerclage system consists of specially designed FiberTape sutures, a passing needle, passing hooks, and a tensioner. The system is designed to replace standard cable and wire systems commonly used in upper and lower extremity trauma, arthroplasty, and sternal closure indications.

- 100% radiolucent – no radiographic interference from cerclage
- No concerns of metal mismatch with adjacent implants
- No sharp ends or broken wires to potentially harm the patient or medical staff
- No metal debris migration or concerns of metallosis

Product Description	Item Number
FiberTape Cerclage (blue) w/ TigerLink™ Suture Shuttle and Loader	AR-7268
TigerTape Cerclage (white/black) w/ FiberLink™ Suture Shuttle and Loader	AR-7268T

### FiberTape Cerclage Tensioner Set Includes (AR-7830S)

Product Description	Item Number
Tensioner, reusable (a)	AR-7800
Tensioner Ratcheting Handle	AR-7801
Cerclage Straight Passing Hook, medium	AR-7831
Cerclage Straight Passing Hook, large	AR-7832
Cerclage Trochanteric Passing Hook, large	AR-7833
Cerclage Left Offset Passing Hook	AR-7834L
Cerclage Right Offset Passing Hook	AR-7834R
Cerclage Curved Passing Hook	AR-7835
Cerclage Blunt Passing Hook, medium	AR-7836
Cerclage Blunt Passing Hook, large	AR-7837
Non-ratcheting Handle	AR-2003NR
FiberTape Cerclage Instrument Case	AR-7830C

### Optional

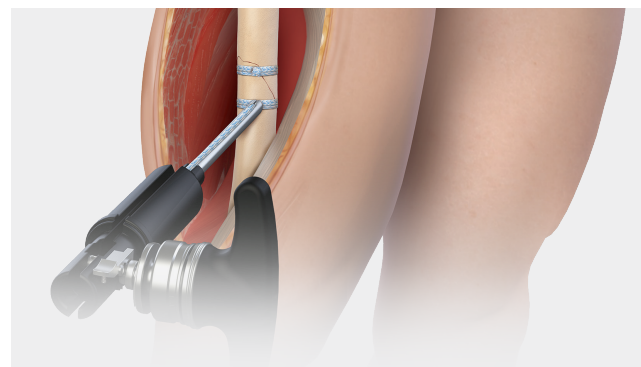
Product Description	Item Number
FiberWire® Scissor	AR-11796

### Disposables

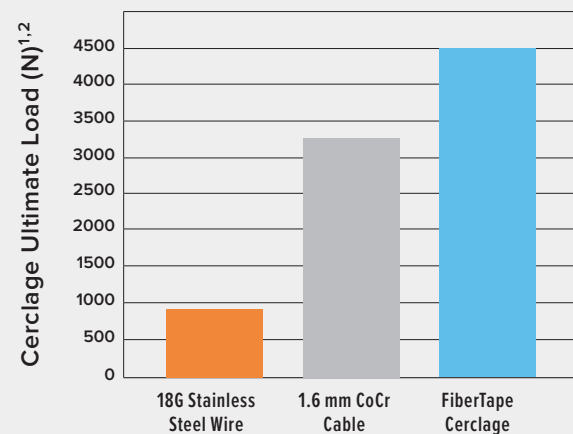
Product Description	Item Number
Passing Needle, medium	AR-7816
FiberTape Cerclage Disposable Tensioner	AR-7820
FiberTape Cerclage Straight Passer, medium, disposable	AR-7821
FiberTape Cerclage Straight Passer, large, disposable	AR-7822
FiberTape Cerclage Trochanteric Passer, disposable	AR-7823
FiberTape Cerclage Offset Passer, left, disposable	AR-7824L
FiberTape Cerclage Offset Passer, right, disposable,	AR-7824R
FiberTape Cerclage Straight Passer, small, disposable	AR-7825

### Literature

Product Description	Item Number
FiberTape Cerclage System Surgical Technique	LT1-00163-en-US
FiberTape Cerclage System Surgical Technique	LT1-00130-EN




Trusted biomechanical performance and strong fixation



### References

1. Arthrex, Inc. Data on file (APT 3197). Naples, FL; 2017.
2. Arthrex, Inc. Data on File (APT 04426). Naples, FL; 2019.

Low-profile tapes lay flat under or above plating

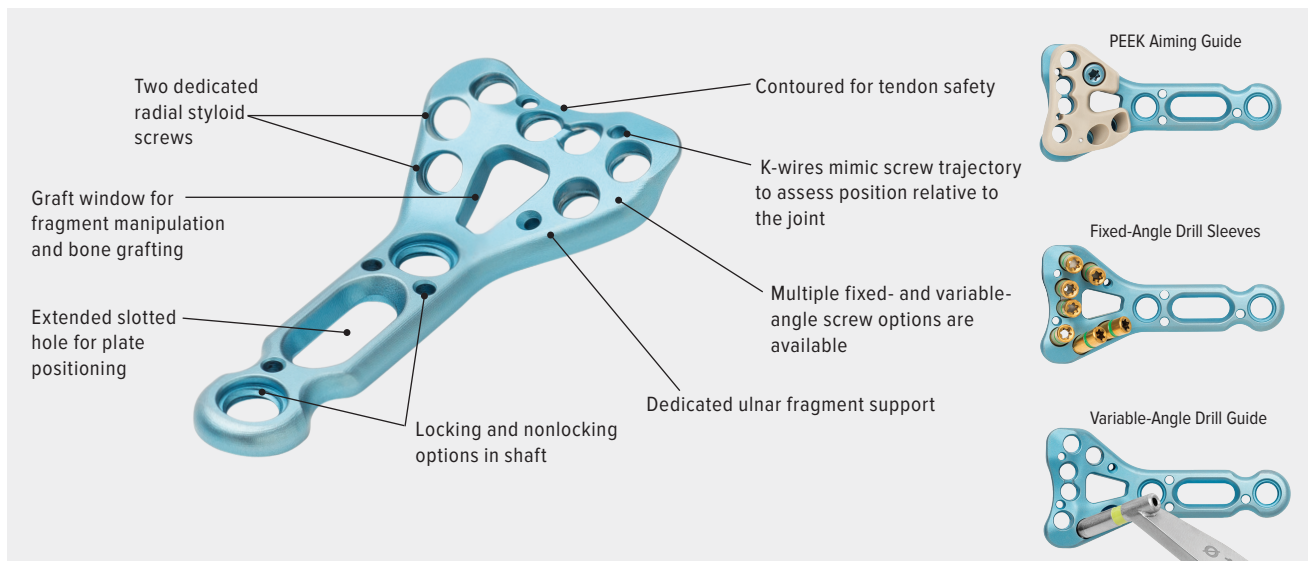




# Hand and Wrist

Wrist Plating System .....	24
2.4 mm Distal Radius Plates .....	25
Fragment-Specific Plating .....	26
Sterile Distal Radius Plates .....	27
Mini Comprehensive Fixation System (CFS) – Hand.....	28
Trauma Mini Frag .....	32
Small External Fixation.....	36

## Wrist Plating System



The Wrist Plating System provides a comprehensive solution for distal radius fracture management. Narrow, standard, and wide plates are available in multiple shaft lengths. A variety of screw fixation options, aiming guides, and instrumentation allows for customizing according to the surgeon's needs and the complexity of the fracture.

### Wrist Plating System (AR-8916S)

Product Description	Item Number
Wrist Plating System Case	AR-8916C
<b>Aiming Guides</b>	
Aiming Guide, narrow, right	AR-8916-03
Aiming Guide, narrow, left	AR-8916-04
Aiming Guide, standard, right	AR-8916-01
Aiming Guide, standard, left	AR-8916-02
Aiming Guide, wide, right	AR-8916-20
Aiming Guide, wide, left	AR-8916-15
<b>Instrumentation for 2.4 mm VAL and Cortical Screws</b>	
Drill Bit, graduated, 1.7 mm	AR-8916-14
Drill Guide, VAL, 2.4 mm	AR-8916-21
Drill Guide (Aiming Guide), 2.4 mm	AR-8916-09
Drill Guide, threaded, locking, 2.4 mm × 40 mm	AR-8950-04
Drill Sleeve, 1.7 mm	AR-8916-18
Depth Probe (Drill Guide), 2.4 mm	AR-8916-08
Depth Guide, 2.4 mm screws	AR-13120G-02
Drive Shaft, T8 hexalobe, self-retaining, QC	AR-8916-27
Screwdriver, T8 hexalobe, solid	AR-8916-22

Product Description	Item Number
<b>Instrumentation for 3.5 mm Locking and Cortical Screws</b>	
Drill Guide, threaded, 3.5 mm × 30 mm	AR-8916-07
Drill Sleeve, 2.5 mm	AR-8963-06
Drill Bit, graduated, 2.5 mm	AR-8916-06
Plate Elevator, threaded, 3.5 mm × 30°	AR-8916-12
Depth Guide, 3.5 mm screws	AR-8943-15
Drive Shaft, T15 hexalobe, solid, QC	AR-8941DH
Screwdriver, T15 hexalobe	AR-8943-10



## Wrist Plating System (Cont.)

Product Description	Item Number
<b>Instrumentation</b>	
Plate Bending Iron	AR-8916-10
Torque-Limiting Screwdriver for 2.4 mm Locking Screws	AR-8916TL-011
Ratcheting Handle, QC, cannulated	AR-8950RH
Screw Holding Sleeve, 2.0 mm/2.4 mm	AR-8920H
Screw Holding Sleeve, 2.7 mm, 3.5 mm, and 4.0 mm	AR-8943-11
Freer Elevator	AR-8943-19
Sharp Hook	AR-8943-21
Hohmann Retractor, 8.0 mm	AR-13120
Hohmann Retractor, 15 mm	AR-8943-22
Screw Holding Forceps, self-retaining	AR-8941F
Drill Guide, 2.5 mm/1.7 mm	AR-8916-23
Bone Reduction Forceps w/ Teeth	AR-4160FT
Periosteal Elevator, 6.0 mm, curved blade	AR-8943-20
Lobster Claw	AR-8943-23
<b>Plates</b>	
Volar Distal Radius Plate, narrow, right, 3H	AR-8916VNR-03
Volar Distal Radius Plate, narrow, left, 3H	AR-8916VNL-03
Volar Distal Radius Plate, narrow, right, 5H	AR-8916VNR-05
Volar Distal Radius Plate, narrow, left, 5H	AR-8916VNL-05
Volar Distal Radius Plate, narrow, right, 7H	AR-8916VNR-07
Volar Distal Radius Plate, narrow, left, 7H	AR-8916VNL-07

Product Description	Item Number
<b>Sterile Plates</b>	
Volar Distal Radius Plate, standard, right, 3H	AR-8916VSR-03S
Volar Distal Radius Plate, standard, left, 3H	AR-8916VSL-03S
Volar Distal Radius Plate, standard, right, 5H	AR-8916VSR-05S
Volar Distal Radius Plate, standard, left, 5H	AR-8916VSL-05S
Volar Distal Radius Plate, standard, right, 7H	AR-8916VSR-07S
Volar Distal Radius Plate, standard, left, 7H	AR-8916VSL-07S
Volar Distal Radius Plate, wide, right, 3H	AR-8916VWR-03S
Volar Distal Radius Plate, wide, left, 3H	AR-8916VWL-03S
Volar Distal Radius Plate, wide, right, 5H	AR-8916VWR-05S
Volar Distal Radius Plate, wide, left, 5H	AR-8916VWL-05S
Volar Distal Radius Plate, wide, right, 7H	AR-8916VWR-07S
Volar Distal Radius Plate, wide, left, 7H	AR-8916VWL-07S
<b>2.4 mm Screws</b>	
VAL Screw, titanium, locking, 2.4 mm × 8.0 mm-34 mm	AR-8724V-08 – 34
VAL Near Cortex Screw, titanium, locking, 2.4 mm × 8.0 mm-34 mm	AR-8916VNC-08 – 34
Cortex Screw, titanium, 2.4 mm × 8.0 mm-34 mm (2.0 mm increments)	AR-8916CX24-08 – 34
<b>3.5 mm Screws</b>	
Locking Screw, titanium, 3.5 mm × 10 mm-20 mm	AR-8735L-10 – 20
Cortical LPS Screw, titanium, 3.5 mm × 10 mm-14 mm	AR-8735-10 – 14
Cortical LPS Screw, titanium, 3.5 mm × 16 mm-20 mm	AR-8735-16 – 20
Cortical LPS Screw, titanium, 3.5 mm × 15 mm, sterile	AR-8735-15S

## 2.4 mm Distal Radius Plates




### Volar Distal Radius Plates, 2.4 mm

Product Description	Item Number
<b>Trial Instruments</b>	
2.4 Volar Distal Radius Trial Instruments, sterile	AR-8924VT-S
<b>Instrument System Driver</b>	
2.4 Volar Distal Radius System Driver	AR-8924VD-S

Product Description	Item Number
<b>Non-Sterile Plates</b>	
2.4 mm Volar Distal Radius Plate, narrow, right, 3H	AR-8924VNR-03
2.4 mm Volar Distal Radius Plate, narrow, left, 3H	AR-8924VNL-03
2.4 mm Volar Distal Radius Plate, standard, right, 3H	AR-8924VSR-03
2.4 mm Volar Distal Radius Plate, standard, left, 3H	AR-8924VSL-03
2.4 mm Volar Distal Radius Plate, wide, right, 3H	AR-8924VWR-03
2.4 mm Volar Distal Radius Plate, wide, left, 3H	AR-8924VWL-03
2.4 mm Volar Distal Radius Plate, narrow, right, 5H	AR-8924VNR-05
2.4 mm Volar Distal Radius Plate, narrow, left, 5H	AR-8924VNL-05
2.4 mm Volar Distal Radius Plate, standard, right, 5H	AR-8924VSR-05
2.4 mm Volar Distal Radius Plate, standard, left, 5H	AR-8924VSL-05
2.4 mm Volar Distal Radius Plate, wide, right, 5H	AR-8924VWR-05
2.4 mm Volar Distal Radius Plate, wide, left, 5H	AR-8924VWL-05
<b>Sterile Plates</b>	
2.4 mm Volar Distal Radius Plate, narrow, right, 7H	AR-8924VNR-07S
2.4 mm Volar Distal Radius Plate, narrow, left, 7H	AR-8924VNL-07S
2.4 mm Volar Distal Radius Plate, standard, right, 7H	AR-8924VSR-07S
2.4 mm Volar Distal Radius Plate, standard, left, 7H	AR-8924VSL-07S
2.4 mm Volar Distal Radius Plate, wide, right, 7H	AR-8924VWR-07S
2.4 mm Volar Distal Radius Plate, wide, left, 7H	AR-8924VWL-07S
2.4 mm Volar Distal Radius Plate, wide, right, 9H	AR-8924VSR-09S
2.4 mm Volar Distal Radius Plate, wide, left, 9H	AR-8924VSL-09S

## Fragment-Specific Plating



The Fragment-Specific System caddy offers plates that are tailored to the specific fracture encountered. The plates address all 3 columns; a spanning plate is also included for highly comminuted distal radius fractures.

The dorsal L-plates can be used in conjunction with the radial styloid plate to address the radial and intermediate columns independently.

The volar hook plate can be used for volar rim fractures that are too distal to be captured by the volar distal radius plate.

### Fragment-Specific System (AR-8916FS)

Product Description	Item Number
Titanium Fragment-Specific System Base and Lid	AR-8916C-21
<b>Instrumentation</b>	
Drill Guide, parallel, volar hook plate, 1.7 mm	AR-8916-26
Pliers, needlenose, qty. 2	AR-8916-24
<b>Plates (to be used in conjunction with AR-8916S)</b>	
2.4 mm 2H L-Plate, Ti, right, 5H (e)	AR-8952ML-05R
2.4 mm 2H L-Plate, Ti, left, 5H	AR-8952ML-05L
Wrist Spanning Plate, Ti (a)	AR-8916SPN
2.4 mm Radial Styloid Plate, 5H (d)	AR-8916RSTY-05
Volar Hook Plate, 4H (b)	AR-8916VH-04
Volar Hook Plate, 6H	AR-8916VH-06
Dorsal Distal Radius Plate, standard, right, 4H (c)	AR-8916DSR-04
Dorsal Distal Radius Plate, standard, left, 4H	AR-8916DSL-04
Dorsal Distal Radius Plate, narrow, right, 4H	AR-8916DNR-04
Dorsal Distal Radius Plate, narrow, left, 4H	AR-8916DNL-04
Ulnar Styloid Plate (f)	AR-8956-01
<b>Disposables</b>	
Guidewire w/ Trocar Tip, 1.35 mm	AR-8943-01
BB-Tak Pin, 1.6 mm, qty. 2	AR-13226

### Literature

Product Description	Item Number
Titanium Volar Distal Radius Plating System Surgical Technique	LT1-0416-EN
Comprehensive Fragment Specific Wrist Plating Solutions Surgical Technique	LT1-00080-EN
Wrist Plating System Brochure	LB1-0416-EN

### Optional Instrumentation for the Wrist Plating System (AR-8916S)

Product Description	Item Number
<b>Instrumentation</b>	
Plate Distractor	AR-8916-19
Locking Post	AR-8916-13
3.5 mm Cortex Screw Post	AR-8916DCS-18
Distractor Caddy	AR-8916C-25

## Sterile Distal Radius Plates




The sterile wrist plating kit offers a convenient solution for distal radius fracture management. Narrow and standard 2.4 sterile plates are offered in 3-hole lengths. The convenience kit includes all disposables, depth gauge, drill bit, screw driver, drill guide, guide wires, plate, and locking and nonlocking screws.

### Volar Distal Radius Implant System, 2.4 mm

Product Description	Item Number
<b>Convenience Packs</b>	
2.4 Volar Distal Radius Implant System, convenience pack, narrow, right, 3H	<b>AR-8924VNR-03DS-CP</b>
2.4 Volar Distal Radius Implant System, convenience pack, narrow, left, 3H	<b>AR-8924VNL-03DS-CP</b>
2.4 Volar Distal Radius Implant System, convenience pack, standard, right, 3H	<b>AR-8924VSR-03DS-CP</b>
2.4 Volar Distal Radius Implant System, convenience pack, standard, left, 3H	<b>AR-8924VSL-03DS-CP</b>
2.4 Volar Distal Radius Implant System, standard, right, 3H	<b>AR-8924VSL-03DS</b>

## Mini Comprehensive Fixation System (CFS) – Hand



The Mini Comprehensive Fixation System consists of titanium, variable-angle locking, low-profile plates and screws designed for osteotomies, fusions, and fractures of small bones.

- 1.0 mm, 1.4 mm, and 1.6 mm (hand and wrist)
- 2.0 mm and 2.4 mm (hand, wrist, foot, and ankle)

### Features and Benefits:

- 56 plating options
- Universal straight, T-, Wide T-, V-, and Y-plates
- Reinforced straight and T-plates
- Unique bridge, cage, and triangle plates
- Variable-angle locking holes
- Compression holes
- 1.0/1.4/1.6/2.0/2.4 mm screws
- Color-coded modules with intuitive instrumentation
- Curved plate cutter
- Superior screw-holding sleeve
- Extended 2.5 Compression FT screws for intramedullary fracture fixation
- Extended 3.5 Compression FT screws for intramedullary fixation

#### 1.4 mm Module

- 10 plates
- 6.0 mm-16 mm screws

#### 1.6 mm Module

- 11 plates
- 6.0 mm-24 mm screws

#### 2.0 mm Module

- 18 plates
- 6.0 mm-40 mm screws

#### 2.4 mm Module

- 17 plates
- 6.0 mm-40 mm screws

### Mini CFS Cases

Product Description	Item Number
Mini CFS Instrument Case	AR-18700C
Mini CFS Implant Caddy Case	AR-18700CS-01
Mini CFS Instrument Upper Tray	AR-18700CS-02



### Mini Comprehensive Fixation System (AR-18700FS)

Product Description	Item Number
<b>Instruments</b>	
Depth Device, 1.4 mm/1.6 mm	AR-18700-27
Depth Device, 2.0 mm/2.4 mm	AR-18700-35
Plate Cutter	AR-18700-28
Torque-Limiting Adaptor, AO	AR-18700-39
Termite Forceps, qty. 2	AR-18700-40
Handle, mini AO	AR-18700-44
Handle, jewelers knob, mini AO	AR-18700H
Torque-Limiting Handle	AR-8916TL-011
Reduction Forceps, pointed	AR-18700-45
Reduction Forceps, toothed	AR-18700-52
Verbugge Plate-Holding Forceps	AR-18700-48
Screw-Holding Forceps, self-retaining	AR-8941F
Lobster Clamp, mini	AR-18700-46
Lobster Clamp, radiolucent	AR-18700-49
Ikuta Clamp	AR-18700-47
Perc Pin Clamp	AR-8737-57
Hohmann Retractor, double-ended, qty. 2	AR-18700-53
Pliers, needlenose, qty. 2	AR-8916-24
Freer Elevator	AR-8943-19
Periosteal Elevator, curved blade, 6 mm	AR-8943-20
Sharp Hook	AR-8943-21

### Mini Comprehensive Fixation System, 1.0 mm (AR-18700S-10)

Product Description	Item Number
<b>Instruments</b>	
Driver Shaft, 1.0 mm	AR-18700-03
Depth Device, 1.0 mm	AR-18700-04
Holding Sleeve, 1.0 mm	AR-18700-05
<b>Screws, Titanium</b>	
Low Profile Screws, cortical, 1.0 mm × 6 mm-14 mm	AR-18710-06-14
<b>Disposables</b>	
Drill Bit, solid, 0.75 mm	AR-18700-01
Guidewire w/ Trocar Tip, 0.028 mm (0.7 mm), qty. 6	AR-18700-02

## Mini Comprehensive Fixation System (CFS) – Hand (1.4 mm and 1.6 mm)



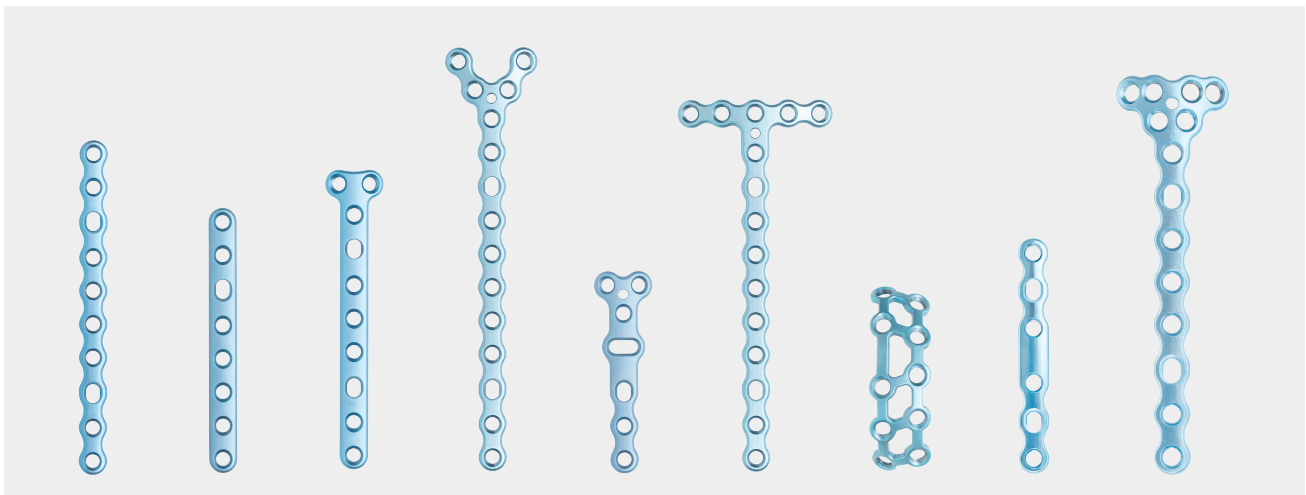
### Mini Comprehensive Fixation System, 1.4 mm (AR-18700S-14)

Product Description	Item Number
<b>Instruments</b>	
Drill Guide, 1.1 mm/1.4 mm	AR-18700-08
Driver Shaft, T4, self-retaining, mini AO, qty. 2	AR-18700-09
Countersink, solid, 1.4 mm	AR-18700-10
Holding Sleeve, 1.4 mm	AR-18700-11
Depth/Drill Guide, 1.4 mm	AR-18700-18
Driver Shaft, T4, non-retaining, mini AO	AR-18700-29
Parallel Drill Guide, hook plate, 1.4 mm	AR-18700-32
Locking Bending Guide, 1.4 mm, qty. 2	AR-18700-43
Drill Guide, VAL, cone-shaped, 1.4 mm	AR-18700-59
Mini CFS Caddy w/ Lid, 1.0 mm/1.4 mm	AR-18700C-14
<b>Plates, Titanium, 1.4 mm</b>	
Straight Plate, 6H, qty. 2	AR-18714P-03
Straight Plate, 10H	AR-18714P-07
Y-Plate, 6H	AR-18714P-10
Y-Plate, 8H	AR-18714P-12
Triangle Plate, 8H	AR-18714P-18
Z-Plate, 10H	AR-18714P-20
Hook Plate	AR-18714P-21
Cage Plate, 2 x 5 hole	AR-18714P-22
T-Plate, 8H, qty. 2	AR-18714P-27
Bridge Plate, straight, 6H	AR-18714P-29
<b>Screws, Titanium</b>	
Low Profile Screws, cortical, 1.4 mm x 6 mm-16 mm	AR-18714-06-16
VAL Screw, 1.4 mm x 6 mm-16 mm	AR-18714V-06-16
<b>Disposables</b>	
Drill Bit, mini AO, calibrated, 1.1 mm, qty. 2	AR-18700-06
Drill Bit, mini AO, 1.4 mm, qty. 2	AR-18700-07
Guidewire w/ Trocar Tip, 1.1 mm, qty. 6	AR-18700-30
BB-Tak, small, qty. 4	AR-18700-34

### Mini Comprehensive Fixation System, 1.6 mm (AR-18700S-16)

Product Description	Item Number
<b>Instruments</b>	
Drill Guide, 1.2 mm/1.6 mm	AR-18700-14
Driver Shaft, T6, self-retaining, mini AO, qty. 2	AR-18700-15
Countersink, solid, 1.6 mm	AR-18700-16
Holding Sleeve, 1.6 mm	AR-18700-17
Depth/Drill Guide, 1.6 mm	AR-18700-19
Driver Shaft, T6, non-retaining, mini AO	AR-18700-23
Locking Bending Guide, 1.6 mm/2.0 mm, qty. 2	AR-18700-26
Parallel Drill Guide, hook plate, 1.6 mm	AR-18700-31
VAL Drill Guide, cone-shaped, 1.6 mm	AR-18700-60
Mini CFS Caddy w/ Lid, 1.6 mm	AR-18700C-16
<b>Plates, Titanium, 1.6 mm</b>	
Straight Plate, 6H, qty. 2	AR-18716P-03
Straight Plate, 10H	AR-18716P-07
Y-Plate, 6H	AR-18716P-10
Y-Plate, 8H	AR-18716P-12
T-Plate, 8H, qty. 2	AR-18716P-18
Z-Plate, 10H	AR-18716P-20
Cage Plate, 2 x 5 hole	AR-18716P-21
Hook Plate	AR-18716P-22
Triangle Plate, 8H	AR-18716P-27
Bridge Plate, straight, 6H	AR-18716P-29
Rotation Correction Plate	AR-18716P-30
<b>Screws, Titanium</b>	
Low Profile Screws, cortical, 1.6 mm x 6 mm-16 mm	AR-18716-06-16
Low Profile Screws, cortical, 1.6 mm x 18 mm -24 mm (2.0 mm increments)	AR-18716-18-24
VAL Screws, 1.6 mm x 6 mm-16 mm	AR-18716V-06-16
VAL Screws, 1.6 mm x 18 mm-24 mm (2.0 mm increments)	AR-18716V-18-24
<b>Disposables</b>	
Drill Bit, mini AO, calibrated, 1.2 mm, qty. 2	AR-18700-12
Drill Bit, mini AO, 1.6 mm, qty. 2	AR-18700-13
Guidewire w/ Trocar Tip, qty. 6	AR-18700-33
BB-Tak, small, qty. 4	AR-18700-34

## Mini Comprehensive Fixation System (CFS) – Hand (2.0 mm)



### Mini Comprehensive Fixation System, 2.0 mm (AR-18700S-20)

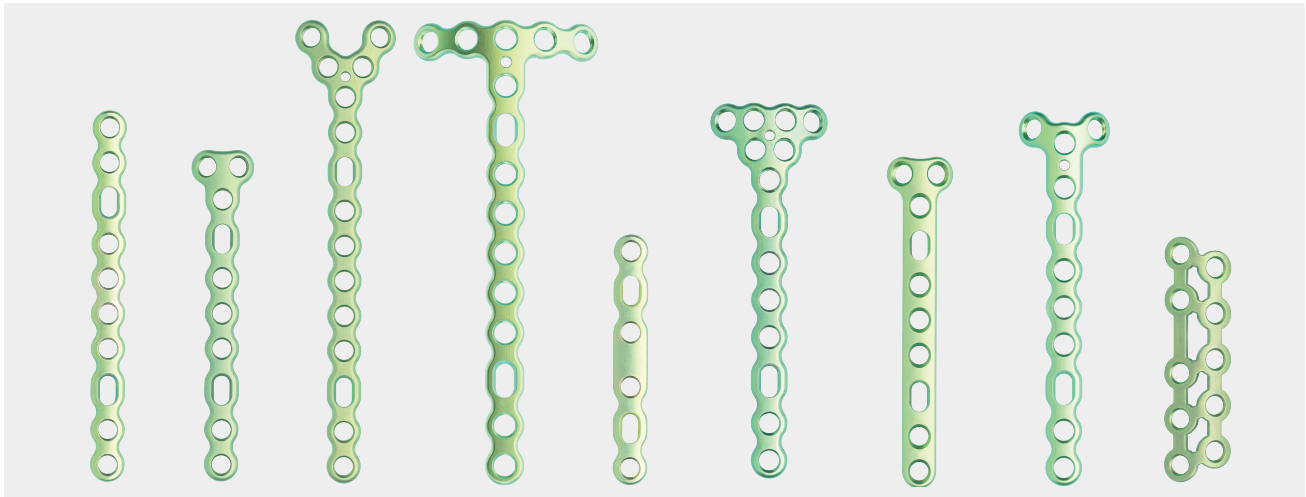
Product Description	Item Number
<b>Instruments</b>	
Driver Shaft, T6, self-retaining, mini AO, qty. 2	AR-18700-15
Drill Guide, 1.5 mm/2.0 mm	AR-18700-22
Driver Shaft, T6, non-retaining, mini AO	AR-18700-23
Countersink, solid, 2.0 mm	AR-18700-24
Holding Sleeve, 2.0 mm	AR-18700-25
Locking Bending Guide, 1.6 mm/2.0 mm, qty. 2	AR-18700-26
Depth/Drill Guide, 1.6 mm/2.0 mm	AR-18700-37
VAL Drill Guide, cone-shaped, 2.0 mm	AR-18700-61
Mini CFS Caddy w/ Lid, 2.0 mm	AR-18700C-20
<b>Plates, Titanium, 2.0 mm</b>	
Straight Plate, 6H, qty. 2	AR-18720P-03
Straight Plate, 10H	AR-18720P-07
Y-Plate, 6H	AR-18720P-10
Y-Plate, 8H	AR-18720P-12
T-Plate, 6H, qty. 2	AR-18720P-17
T-Plate, 8H, qty. 2	AR-18720P-19
Straight Plate, 6H, reinforced	AR-18720P-24
Straight Plate, 8H, reinforced	AR-18720P-26
T-Plate, 6H, reinforced	AR-18720P-31
T-Plate, 8H, reinforced	AR-18720P-33
V-Plate, 6H	AR-18720P-37
V-Plate, 10H	AR-18720P-41
T-Plate, wide, 6H	AR-18720P-43
T-Plate, wide, 10H	AR-18720P-47
T-Plate, rotation correction, 5H	AR-18720P-48
Cage Plate, 2 × 5 hole	AR-18720P-49
Triangle Plate, 8H	AR-18720P-54
Bridge Plate, straight, 6H	AR-18720P-55

Product Description	Item Number
<b>Screws, Titanium</b>	
Low Profile Screws, cortical, 2.0 mm × 6 mm-16 mm	AR-18720-06-16
Low Profile Screws, cortical, 2.0 mm × 18 mm-40 mm (2.0 mm increments)	AR-18720-18-40
VAL screws, 2.0 mm × 6 mm-16 mm	AR-18720V-06-16
VAL screws, 2.0 mm × 18 mm-40 mm (2.0 mm increments)	AR-18720V-18-40
<b>Disposables</b>	
Drill Bit, 1.5 mm, qty. 2	AR-18700-20
Drill Bit, mini AO, 2.0 mm, qty. 2	AR-18700-21
Guidewire w/ Trocar Tip, 1.6 mm, qty. 6	AR-18700-51
BB-Tak, small, qty. 4	AR-18700-34

### Intramedullary Fracture Fixation - Extended 2.5 Compression FT screws

Product Description	Item Number
2.5 Micro Compression FT™ Mini CFS Caddy Insert	AR-18700C-20-1
<b>Instruments</b>	
Hex, compression FT driver, 1.5 mm	AR-8737-37
Depth Device, small Compression FT	AR-8737-51
<b>Disposables</b>	
Drill Bit, Compression FT, calibrated, 2.2 mm	AR-8737-58
Guidewire w/ Trocar Tip, 0.86 mm	AR-8737-39
<b>2.5 Micro Compression FT™ Screws</b>	
2.5 Micro Compression FT Screw, 36 mm	AR-8725-36H
2.5 Micro Compression FT Screw, 40 mm	AR-8725-40H
2.5 Micro Compression FT Screw, 46 mm	AR-8725-46H
2.5 Micro Compression FT Screw, 50 mm	AR-8725-50H

## Mini Comprehensive Fixation System (CFS) – Hand (2.4 mm)



### Mini Comprehensive Fixation System, 2.4 mm (AR-18700S-24)

Product Description	Item Number
<b>Instruments</b>	
Holding Sleeve, 2.4 mm	AR-18700-38
Driver Shaft, T8, self-retaining, AO, qty. 2	AR-18700-54
Driver Shaft, T8, non-retaining, AO	AR-18700-55
Depth/Drill Guide, 2.4 mm	AR-18700-57
VAL Drill Guide, cone-shaped, 2.4 mm	AR-18700-62
Drill Guide, 1.7 mm/2.5 mm	AR-8916-05
Countersink, 2.4 mm	AR-8950-01
Locking Bending Guide, 2.4 mm, qty. 2	AR-8950-08
Mini CFS Caddy w/ Lid, 2.4 mm	AR-18700C-24
<b>Plates, Titanium, 2.4 mm</b>	
Straight Plate, 6H, qty. 2	AR-18724P-03
Straight Plate, 10H	AR-18724P-07
T-Plate, 6H, qty. 2	AR-18724P-10
T-Plate, 8H	AR-18724P-12
Straight Plate, 6H, reinforced	AR-18724P-17
Straight Plate, 8H, reinforced	AR-18724P-19
V-Plate, 6H	AR-18724P-23
V-Plate, 10H	AR-18724P-27
T-Plate, wide, 6H	AR-18724P-29
T-Plate, wide, 10H	AR-18724P-33
Bridge Plate, straight, 6H	AR-18724P-34
Triangle Plate, 8H	AR-18724P-39
T-Plate, 6H, reinforced	AR-18724P-42
T-Plate, 8H, reinforced	AR-18724P-44
Y-Plate, 6H	AR-18724P-49
Y-Plate, 8H	AR-18724P-51
Cage Plate, 2H x 5H	AR-18724P-54
<b>Screws, Titanium</b>	
Low Profile Screws, cortical, 2.4 mm x 6.0 mm-16 mm	AR-18724-06-16
Low Profile Screws, cortical, 2.4 mm x 18 mm-40 mm (2.0 mm increments)	AR-18724-18-40
VAL Screws, 2.4 mm x 6.0 mm-16 mm	AR-18724V-06-16
VAL Screws, 2.4 mm x 18 mm-50 mm (2.0 mm increments)	AR-18724V-18-50

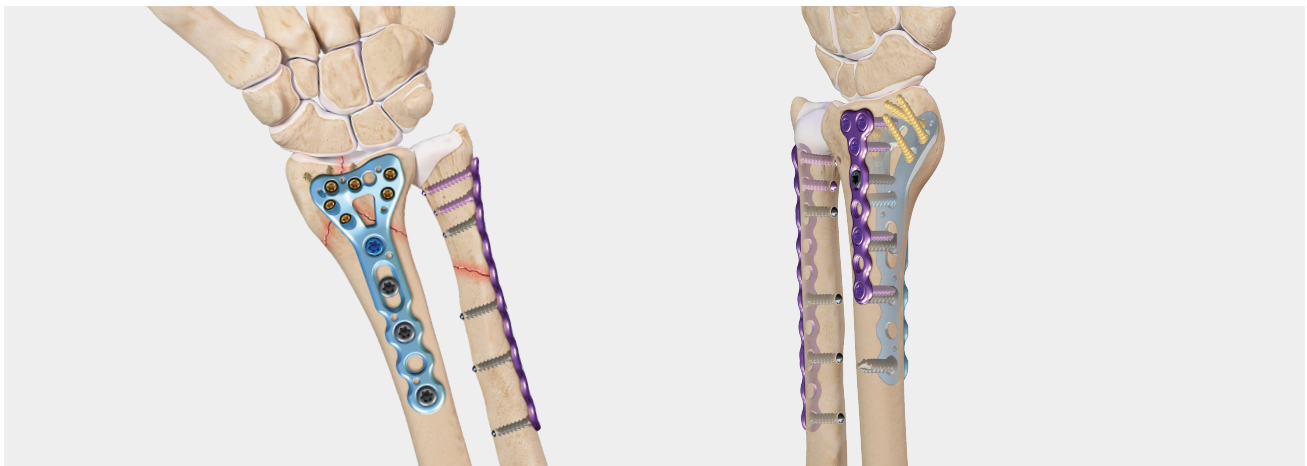
Product Description	Item Number
<b>Disposables</b>	
Guidewire w/ Trocar Tip, 1.6 mm, qty. 6	AR-18700-71
BB-Tak, small, qty. 4	AR-18700-34

### Intramedullary Fracture Fixation - Extended 3.5 Compression FT screws

Product Description	Item Number
<b>Disposables</b>	
3.5 Mini Compression FT™ Mini CFS Caddy Insert	AR-18700C-20-1
<b>Instruments</b>	
T10 Hexalobe Driver for 3.5 Compression Ft	AR-8737-38
Depth Device, small Compression FT	AR-8737-51
<b>Disposables</b>	
Drill Bit, Compression FT, calibrated, 3.2 mm	AR-8737-50
Guidewire w/ Trocar Tip, 0.45 in	AR-8737-41
<b>3.5 Mini Compression FT™ Screws</b>	
3.5 Mini Compression FT Screw, 36 mm	AR-8730-36H
3.5 Mini Compression FT Screw, 40 mm	AR-8730-40H
3.5 Mini Compression FT Screw, 46 mm	AR-8730-46H
3.5 Mini Compression FT Screw, 50 mm	AR-8730-50H

### Multimedia

Product Description	Item Number
Mini CFS – Mini Comprehensive Fixation System, animation	AN1-000214-en-US
Posterior Malleolus Fracture Repair Using the Mini Comprehensive Fixation System 2.4 mm, surgical technique video, presented by Eric W. Tan, MD	VID1-000627-en-US
Medial Malleolus Fracture Repair Using the Mini Comprehensive Fixation System video, presented by Eric W. Tan, MD	VID1-000628-en-US
Talus Fracture Repair With the Mini CFS Fixation System, Surgical Technique Video, Presented by Thomas G. Harris, MD	VID1-000629-en-US
Navicular Fracture Repair With the Mini CFS 2.0 mm Cage Plate	VID1-000630-en-US
Mini CFS Foot and Ankle, Presented by Thomas G. Harris, MD, video	VID1-000873-en-US




The Arthrex Trauma Mini Fragment System (“Mini Frag”) is designed to aid in the reduction and fixation of small and long bone trauma injuries. The modularity of the tray offers screw and plate options in 2.0 mm, 2.4 mm, and 2.7 mm variants. With an array of plate options and a variety of plates to fit a multitude of trauma needs, the Mini Frag is a keystone addition to the Arthrex Trauma lineup.

Mini Frag System (AR-18800FS)

Product Description	Item Number
<b>Instruments, 2.0 mm</b>	
Drill Guide, VAL, cone-shaped, 2.0 mm	AR-18700-61
Driver Shaft, T6, self-retaining, AO	AR-18800-03
Driver Shaft, T6, non-retaining, AO	AR-18800-04
Screwdriver, T6 hexalobe, solid	AR-18800-05
Holding Sleeve, 2.0 mm	AR-18800-08
Locking Bending Tower, 2.0 mm	AR-18800-09
Depth/Drill Guide, 2.0 mm	AR-18700-37
Depth Device, 2.0 mm	AR-18800-38
Drill Guide, 1.5 mm/2.0 mm	AR-18800-48
<b>Instruments, 2.4 mm</b>	
Drill Guide, 1.7 mm/2.5 mm	AR-8916-05
Locking Bending Guide, 2.4 mm	AR-8950-08
Holding Sleeve, 2.4 mm	AR-18700-38
Driver Shaft, T8, self-retaining, AO	AR-18700-54
Driver Shaft, T8, non-retaining, AO	AR-18700-55
VAL Drill Guide, cone-shaped, 2.4 mm	AR-18700-62
Screwdriver, T8 hexalobe, solid	AR-18800-14
Locking Tower, 2.4 mm	AR-18800-15
<b>Instruments, 2.7 mm</b>	
Drill Guide, 2.0 mm / 2.7 mm	AR-18800-22
Driver Shaft, T10, self-retaining	AR-18800-24
Driver Shaft, T10, non-retaining	AR-18800-25
Screwdriver, T10, solid	AR-18800-27
Locking Tower, 2.7 mm	AR-18800-30
VAL Guide, cone-style, 2.7 mm	AR-18800-31
Holding Sleeve, 2.7 mm	AR-18800-32
Locking Bending Tower, 2.7 mm	AR-18800-33

Product Description	Item Number
<b>General Instruments</b>	
Needlenose Pliers	AR-8916-24
Torque Limiting Handle, 0.8 mm, QC	AR-8916TL-011
Screw Holding Forceps, self-retaining	AR-8941F
Sharp Hook	AR-8943-21
Lobster Claw	AR-8943-23
Plate Cutter, straight cut	AR-8957-06
Torque Limiting Adapter, AO, 0.8 mm	AR-18700-39
Pointed Reduction Forceps	AR-18700-45
Hohmann Retractor, double ended (6 mm/10 mm)	AR-18700-53
Driver Shaft, T8, long, self-retaining	AR-18800-13
Driver Shaft, T10, long, self-retaining	AR-18800-26
Drill/Depth Guide, 2.7 mm	AR-18800-29
Depth Device, 2.4 mm/2.7 mm, short	AR-18800-39
Depth Device, 2.4 mm/2.7 mm, long	AR-18800-40
T-Handle, AO	AR-18800-41
Plate Cutter, 2.0 mm/2.4 mm/2.7 mm	AR-18800-42
Bending Pliers, angled, left	AR-18800-43
Bending Iron, double-ended	AR-18800-44
Drill/Depth Guide, 2.4 mm	AR-18800-45
Bending Pliers, angled, right	AR-18800-46
Bending Pliers, french style	AR-18800-47
Mini Fragment System 2.0 mm/2.4 mm/2.7 mm Case	AR-18800C
Ratcheting Handle, AO QC	AR-8700RH





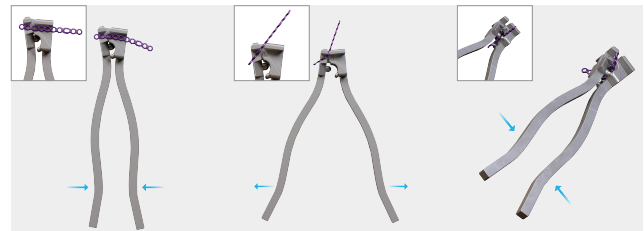
Product Description	Item Number
<b>Plates, 2.7 mm</b>	
Straight Plate, 2.7 mm, 4H	AR-18827P-01
Straight Plate, 2.7 mm, 6H	AR-18827P-03
Straight Plate, 2.7 mm, 8H	AR-18827P-05
Straight Plate, 2.7 mm, 10H	AR-18827P-07
Straight Plate, 2.7 mm, 2H	AR-18827P-08
Straight Plate, 2.7 mm, 4H, reinforced	AR-18827P-09
Straight Plate, 2.7 mm, 6H, reinforced	AR-18827P-11
Straight Plate, 2.7 mm, 8H, reinforced	AR-18827P-13
Straight Plate, 2.7 mm, 10H, reinforced	AR-18827P-15
Straight Plate, 2.7 mm, 20H, reinforced	AR-18827P-16
T-Plate, 2.7mm, 3H head, 6H	AR-18827P-19
T-Plate, 2.7mm, 3H head, 10H	AR-18827P-23
T-Plate, 2.7mm, 2H head, 6H	AR-18827P-26
T-Plate, 2.7mm, 2H head, 10H	AR-18827P-30
Triangular Plate, 2.7 mm, 6H	AR-18827P-33
Triangular Plate, 2.7 mm, 10H	AR-18827P-37
Tine Plate, 2.7 mm, 6H	AR-18827P-38
Tine Plate, 2.7 mm, 10H	AR-18827P-39
Wide T-Plate, 2.7 mm, 6H	AR-18827P-41
Wide T-Plate, 2.7 mm, 10H	AR-18827P-45
Wide T-Plate, 2.7 mm, 20H	AR-18827P-46
T-Plate, 2.7 mm, 3H head, reinforced, 6H	AR-18827P-47
T-Plate, 2.7 mm, 3H head, reinforced, 10H	AR-18827P-48
<b>Screws, 2.7 mm</b>	
Cortical Screw, 2.7 mm × 6 mm - 15 mm (1.0 mm increments)	AR-18827-06 - 15
VAL Screw, 2.7 mm × 6 mm - 15 mm (1.0 mm increments)	AR-18827V-06 - 15
Cortical Screw, 2.7 mm × 16 mm - 50 mm (2.0 mm increments)	AR-18827-16 - 50
VAL Screw, 2.7 mm × 16 mm - 50 mm (2.0 mm increments)	AR-18827V-16 - 50
Cortical Screw, 2.7 mm × 55 mm - 80 mm (5.0 mm increments)	AR-18827-55 - 80
VAL Screw, 2.7 mm × 55 mm - 80 mm (5.0 mm increments)	AR-18827V-55 - 80

Product Description	Item Number
<b>Disposables, 2.7 mm</b>	
BB-Tak	AR-13226
BB-Tak, threaded	AR-13226T
Drill Bit, 2.0 mm, short, AO	AR-18800-18
Drill Bit, 2.7 mm, AO	AR-18800-20
Countersink, 2.7 mm	AR-18800-23
Bone Tap, 2.7 mm	AR-18800-34


Standard Plate Benders



French-Style Plate Benders




Bending Pliers



Bending Towers

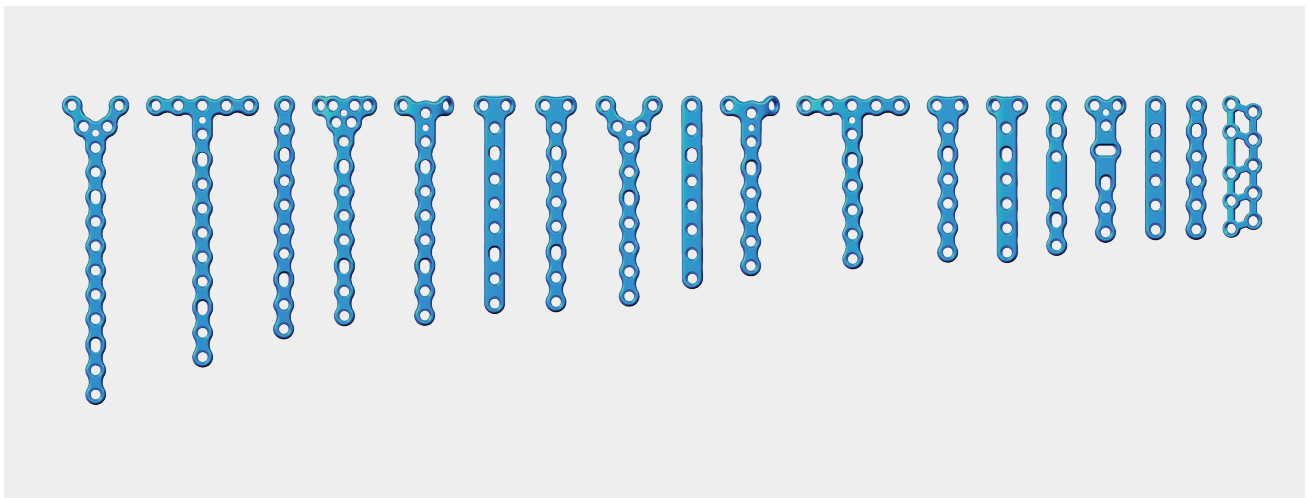




Implants and Disposables (AR-18800FI)

Product Description	Item Number
<b>Plates, 2.4 mm</b>	
Straight Plate, 2.4 mm, 6H	AR-18724P-03
Straight Plate, 2.4 mm, 10H	AR-18724P-07
T-Plate, 2.4 mm, 6H	AR-18724P-10
T-Plate, 2.4 mm, 8H	AR-18724P-12
Straight Plate, 2.4 mm, 6H, reinforced	AR-18724P-17
Straight Plate, 2.4 mm, 8H, reinforced	AR-18724P-19
V- Plate, 2.4 mm, 6H	AR-18724P-23
V- Plate, 2.4 mm, 10H	AR-18724P-27
Wide T-Plate, 2.4 mm, 6H	AR-18724P-29
Wide T-Plate, 2.4 mm, 10H	AR-18724P-33
Bridge Plate, straight, 2.4 mm, 6H	AR-18724P-34
Triangle Plate, 2.4 mm, 8H	AR-18724P-39
T-Plate, 2.4 mm, 6H, reinforced	AR-18724P-42
T-Plate, 2.4 mm, 8H, reinforced	AR-18724P-44
Y-Plate, 2.4 mm, 6H	AR-18724P-49
Y-Plate, 2.4 mm, 8H	AR-18724P-51
Cage Plate, 2.4 mm, 2H x 5H	AR-18724P-54
Straight Plate, 2.4 mm, 2H	AR-18724P-55
Straight Plate, 2.4 mm, 2H, reinforced	AR-18724P-56
<b>Screws, 2.4 mm</b>	
VAL Screw, Ti, 2.4 mm x 6 mm-15 mm (1.0 mm increments)	AR-18724V-06-15
Cortical Screw, 2.4 mm x 6 mm-15 mm (1.0 mm increments)	AR-8916CX24-06-15
VAL Screw, Ti, 2.4 x 16 mm-50 mm (2.0 mm increments)	AR-18724V-16-50
Cortical Screw, 2.4 mm x 16 mm-50 mm (2.0 mm increments)	AR-8916CX24-16-50
VAL Screw, Ti, 2.4 x 55 mm-80 mm (2.0 mm increments)	AR-18724V-55-80
Cortical Screw, 2.4 mm x 55 mm-80 mm (5.0 mm increments)	AR-8916CX24-55-80


Product Description	Item Number
<b>Disposables, 2.4 mm</b>	
BB-Tak, nonthreaded	AR-18800-11
BB-Tak, threaded	AR-18800-11T
Drill Bit, Ø1.7 mm	AR-18800-49
Drill Bit, 2.4 mm	AR-4160-24
Bone Tap, 2.4 mm	AR-18800-17
Countersink, 2.4 mm	AR-8950-01



Implants and Disposables (AR-18800FI)

Product Description	Item Number
Guidewire w/ Trocar Tip, 0.062 in	AR-8941K
Guidewire w/ Trocar Tip, 1.35 mm	AR-8943-01
Guidewire w/ Trocar Tip, 0.078 in × 5.91 in (2.0 mm × 150 mm)	AR-8945K
Drill Bit, 1.7 mm, long	AR-18800-16
Drill Bit, 2.0 mm, long, AO	AR-18800-19
Guidewire, drill tip, 1.25 mm	AR-18800-35
Guidewire, drill tip, 1.6 mm	AR-18800-36
Guidewire, drill tip, 2.0 mm	AR-18800-37
<b>Plates, 2.0 mm</b>	
Straight Plate, 2.0 mm, 6H	AR-18720P-03
Straight Plate, 2.0 mm, 10H	AR-18720P-07
Y-Plate, 2.0 mm, 6H	AR-18720P-10
Y-Plate, 2.0 mm, 8H	AR-18720P-12
T-Plate, 2.0 mm, 6H	AR-18720P-17
T-Plate, 2.0 mm, 8H	AR-18720P-19
Straight Plate, 2.0 mm, 6H, reinforced	AR-18720P-24
Straight Plate, 2.0 mm, 8H, reinforced	AR-18720P-26
T-Plate, 2.0 mm, 6H, reinforced	AR-18720P-31
T-Plate, 2.0 mm, 8H, reinforced	AR-18720P-33
V-Plate, 2.0 mm, 6H	AR-18720P-37
V-Plate, 2.0 mm, 10H	AR-18720P-41
Wide T-Plate, 2.0 mm, 6H	AR-18720P-43
Wide T-Plate, 2.0 mm, 10H	AR-18720P-47

Product Description	Item Number
<b>Plates, 2.0 mm (cont.)</b>	
T-Plate Rotation Correction, 2.0 mm, 5H	AR-18720P-48
Cage Plate, 2.0 mm, 2H × 5H	AR-18720P-49
Triangle Plate, 2.0 mm, 8H	AR-18720P-54
Bridge Plate, straight, 2.0 mm, 6H	AR-18720P-55
<b>Screws, 2.0 mm</b>	
Low Profile Screw, Cortical, 2.0 mm × 6.0 mm-15 mm (1.0 mm increments)	AR-18720-06-15
VAL Screw, Ti, 2.0 mm × 6.0 mm-15 mm (1.0 mm increments)	AR-18720V-06-15
Low Profile Screw, Cortical, 2.0 mm × 16 mm-40 mm (2.0 mm increments)	AR-18720-16-40
VAL Screw, Ti, 2.0 x 16 mm-40 mm (2.0 mm increments)	AR-18720V-16-40
<b>Disposables, 2.0 mm</b>	
BB-Tak, nonthreaded	AR-18800-11
BB-Tak, threaded	AR-18800-11T
Drill Bit, 0.059 in (1.5 mm), AO	AR-18800-01
Drill Bit, 0.079 in (2.0 mm), AO	AR-18800-02
Countersink, 2.0 mm	AR-18800-06
Bone Tap, 2.0 mm	AR-18800-07



The Small External Fixation System (“Small Ex-Fix”) is a comprehensive tray for use on all small bones in the body, with particular emphasis on wrist fractures.

**The Small External Fixation System consists of:**

- 2.0 mm and 3.0 mm pins with varying overall lengths and thread lengths
- 5.0 mm carbon fiber rods ranging in length from 50 mm to 300 mm
- Multi-pin and single-pin clamps

Small External Fixation System

Product Description	Item Number
<b>Instruments</b>	
Small External Fixation Clamp, 5 mm	1400-000
Small Multi-Pin Clamp qty. 2	1406-100
Multi-Pin Clamp Extension	1407-000
Three-Pin Small Multi-Pin Clamp, qty. 3	1409-000
Half Pin, threaded, 2.0 mm × 10 mm × 55 mm	1410-055
Half Pin, threaded, 2.0 mm × 10 mm × 75 mm	1410-075
Half Pin, threaded, 2.0 mm × 15 mm × 55 mm	1411-055
Half Pin, threaded, 2.0 mm × 15 mm × 75 mm	1411-075
Half Pin, threaded, 2.0 mm × 20 mm × 75 mm	1412-075
Half Pin, threaded, 3.0 mm × 10 mm × 75 mm	1414-075
Half Pin, threaded, 3.0 mm × 15 mm × 100 mm	1415-100
Half Pin, threaded, 3.0 mm × 20 mm × 75 mm	1416-075
Half Pin, threaded, 3.0 mm × 20 mm × 100 mm	1416-100
Half Pin, threaded, 3.0 mm × 20 mm × 140 mm	1416-140

Product Description	Item Number
Half Pin, threaded, 3.0 mm × 25 mm × 75 mm	1417-075
Half Pin, threaded, 3.0 mm × 25 mm × 100 mm	1417-100
Half Pin, threaded, 3.0 mm × 25 mm × 140 mm	1417-140
Multi-Pin Clamp, bent post	1421-000
Multi-Pin Clamp, straight post	1422-000
Multi-Pin Clamp, bolt	1423-000
Nut, Small External Fixation System	1425-000
Parallel Fixation Nut	1428-000
Guide Pin, 1.5 mm	0109-150
Pin Caps, qty. 4	1426-000
Drill, calibrated, AO, 1.5 mm × 110 mm	4001-000
Drill, calibrated, AO, 2.0 mm × 110 mm	4002-000
Drill Guide, 1.5 mm/2 mm	03430-000
Drill Guide, multi-pin clamp	0357-000
Drill Guide, multi-pin clamp, thread-in	0358-000
Wrench, AO, 3/16 in - 3/8 in	5007-000
Wrench, T-handle, 3/16 in	5009-000
Wrench, T-handle, 3/8 in	5013-000
<b>Implants</b>	
Carbon Fiber Rod, 5.0 mm × 50 mm	1181-050
Carbon Fiber Rod, 5.0 mm × 75 mm	1181-075
Carbon Fiber Rod, 5.0 mm × 100 mm	1181-100
Carbon Fiber Rod, 5.0 mm × 125 mm	1181-125
Carbon Fiber Rod, 5.0 mm × 150 mm	1181-150
Carbon Fiber Rod, 5.0 mm × 200 mm	1181-200
Carbon Fiber Rod, 5.0 mm × 250 mm	1181-250
Carbon Fiber Rod, 5.0 mm × 300 mm	1181-300





# Hip and Femur

Arthrex Trochanteric Nail .....	<b>40</b>
7.0 mm Titanium Cannulated Screw System .....	<b>45</b>
Arthrex Femoral Nail – Antegrade and Retrograde .....	<b>46</b>

The Arthrex trochanteric nail is a next-generation hip nail that addresses the remaining shortcomings of current systems. It consists of three nail types—short nails, long nails, and the innovative ES nail.

**Telescoping Lag Screw**—The telescoping lag screw allows for controlled, self-contained collapse within the lag screw. Other lag screws are designed to slide within the nail during the healing process, which can cause the lateral end of the lag screw to protrude into the patient’s soft tissue, causing irritation and/or bursitis. Some cases even require a second surgery for hardware removal.

**ES Nail Option**—The ES nail combines the mechanical advantages of a long nail with the ease of a short nail. It doubles the torsional rigidity compared to a distally locked, long nail and provides more rigidity than an unlocked long trochanteric nail.<sup>1</sup> It extends through the isthmus of the bone, which can reduce distal tip stress risers, potential “pendulum” effects, and risks of peri-prosthetic fractures associated with short nails. The ES hole is easily targeted through the nail jig without the need for perfect circles or additional attachments or devices.

**Biological Augmentation**—The system allows for the delivery of orthobiologics (BoneSync™ cement, Angel® platelet-rich plasma, AlloSync Pure™, etc) through the lag screw and instrumentation.

**Advanced Instrumentation**—System instruments are designed to reduce surgical pain points and improve surgical workflow. Some examples include locking the lag screw through the inserter (no set screw required), captured distal 5.0 mm screws, calibrated drill bits, and jig removal through the more lateral impactor hole.

**Reference**

1. Sevens AE. Stress analysis of the AOS extended short trochanteric nail vs. the short and long trochanteric nails. Advanced Orthopaedic Solutions Test Report T0209; September 2006.

Arthrex Trochanteric Nail

Product Description	Item Number
<b>Instruments</b>	
Obturator, 3.6 mm	<b>0227-000</b>
Awl T-Handle, curved, cannulated, silicone, blue	<b>0256-200</b>
Entry Reamer, cannulated, large Hudson, 16.5 mm	<b>0257-000</b>
Hip Screw Drill, cannulated, large Hudson, 10.3 mm	<b>0258-000</b>
Lag Screw Tap, cannulated, large Hudson, 10.5 mm	<b>0259-000</b>
Adjustable Stop Assembly	<b>0261-000</b>
Pin Guide, soft tissue protector, 3.2 mm	<b>0304-100</b>



Product Description	Item Number
Pin Guide, 3.2 mm	<b>0312-200</b>
Anti-rotation Drill Guide, locking assembly, 5.0 mm	<b>0313-100</b>
Distal Drill Guide, locking assembly, 4.0 mm	<b>0315-100</b>
Screw Driver Handle, cannulated, silicone, Hudson	<b>0467-100</b>
T-Handle, cannulated, silicone, large Hudson	<b>0468-100</b>
Quick Connect, cannulated, silicone, large Hudson female/J-Hall	<b>0469-100</b>
Hex Screw Driver, long, large Hudson, 3.5 mm	<b>0471-000</b>
Hex Screw Driver, cannulated, large Hudson, 5.0 mm	<b>0472-000</b>
Ball Hex Driver, large Hudson, 1/2 in	<b>0474-000</b>
Hex Driver, cannulated, large Hudson, 1/2 in	<b>0475-000</b>
Screw Capturing Rod, short, for T-handle	<b>0476-000</b>
Screw Capturing Rod, long, for straight handle	<b>0477-000</b>
Guidewire Gripper	<b>0481-100</b>
Silicone Palm Handle, 3/16 square quick connect	<b>0486-100</b>
Guide Pin Depth Gauge	<b>0506-000</b>
Guidewire Depth Gauge, modular/trochanteric nail	<b>0512-200</b>
Depth Gauge, distal	<b>0514-200</b>
Hook Tip Depth Gauge, trochanteric nail	<b>0531-000</b>
Obturator, pin guide, 3.2 mm	<b>0616-000</b>
Lag Screw Sheath w/ Handle	<b>0617-300</b>
Obturator, Anti-rotation drill guide, 5.0 mm	<b>0620-000</b>
Anti-rotation and Distal Sheath, locking	<b>0621-100</b>
Obturator, drill guide, distal, 4.0 mm	<b>0622-000</b>
Soft Tissue Protector, Hudson, quick connect	<b>0623-000</b>
Reduction Tool	<b>0804-000</b>
Ball Spike	<b>0817-000</b>
Impactor Pad	<b>0826-000</b>




## Arthrex Trochanteric Nail (Cont.)

Product Description	Item Number
<b>Instruments (Cont.)</b>	
Extractor Bolt	<b>0828-000</b>
Lag Screw Removal Tool	<b>0856-100</b>
Lag Screw Extraction Tool, capturing rod	<b>0857-100</b>
Lag Screw Extraction Tool, capturing rod nut	<b>0858-200</b>
Radiolucent Targeting Arm, 125° trochanteric nail	<b>1267-100</b>
Radiolucent Targeting Arm, 130° trochanteric nail	<b>1268-100</b>
Locking Bolt, radiolucent insertion guide	<b>1269-000</b>
Lag Screw Tap, left, cannulated, large Hudson, 10.5 mm	<b>4064-000</b>
Lag Screw Inserter, trochanteric nail	<b>5030-000</b>
Lag Screw Locking Tool	<b>5031-100</b>
Compression Sleeve, lag screw inserter	<b>5032-000</b>
Lag Screw Capturing Rod	<b>5033-100</b>
Lag Screw Capturing Rod Nut	<b>5046-100</b>
Lag Screw Capturing Rod Wrench	<b>5048-000</b>
Trochanteric Nail Instrument Tray 1	<b>9914-000</b>
Trochanteric Nail Instrument Tray 2	<b>9914-200</b>
<b>Reamers</b>	
Flexible Reamer Shaft	<b>0233-000</b>
Reamer Head, 9.0 mm	<b>0234-090</b>
Reamer Head, 9.5 mm	<b>0234-095</b>
Reamer Head, 10 mm	<b>0234-100</b>
Reamer Head, 10.5 mm	<b>0234-105</b>
Reamer Head, 11 mm	<b>0234-110</b>
Reamer Head, 11.5 mm	<b>0234-115</b>
Reamer Head, 12 mm	<b>0234-120</b>
Reamer Head, 12.5 mm	<b>0234-125</b>
Reamer Head, 13 mm	<b>0234-130</b>
Reamer Head, 13.5 mm	<b>0234-135</b>
Reamer Head, 14 mm	<b>0234-140</b>
Reamer Head, 14.5 mm	<b>0234-145</b>
Reamer Head, 15 mm	<b>0234-150</b>
Reamer Head, 15.5 mm	<b>0234-155</b>
Reamer Head, 16.5 mm	<b>0234-165</b>
Monobloc Reamer, forward cutting, 8.0 mm (Hudson)	<b>0251-080</b>
Lower Extremity Reamer Case	<b>9918-100</b>
<b>Disposables</b>	
Guide Pin, 3.2 mm × 330 mm	<b>S0100-000</b>
Guide Pin, 3.2 mm × 381 mm	<b>S0100-381</b>
Step Drill, calibrated, 5.0 mm	<b>S0209-200</b>
Drill, AO, 4.0 mm × 165 mm	<b>S0210-200</b>
Drill, calibrated, AO, 4.0 mm × 280 mm	<b>S0219-100</b>
Cortical Tap, large Hudson, 5.0 mm	<b>S0260-000</b>
Activation Tool	<b>S0457-000</b>
Ball Nose Guidewire, sterile, 3.0 mm × 900 mm	<b>0101-900S</b>
<b>Short Trochanteric Nails</b>	
Trochanteric Nail, 9.0 mm × 20 cm × 125°	<b>1029-200</b>
Trochanteric Nail, 10 mm × 20 cm × 125°	<b>1030-200</b>
Trochanteric Nail, 11 mm × 20 cm × 125°	<b>1031-200</b>

Product Description	Item Number
Trochanteric Nail, 12 mm × 20 cm × 125°	<b>1032-200</b>
Trochanteric Nail, 13 mm × 20 cm × 125°	<b>1033-200</b>
Trochanteric Nail, 9.0 mm × 20 cm × 130°	<b>1034-200</b>
Trochanteric Nail, 10 mm × 20 cm × 130°	<b>1040-200</b>
Trochanteric Nail, 11 mm × 20 cm × 130°	<b>1036-200</b>
Trochanteric Nail, 12 mm × 20 cm × 130°	<b>1041-200</b>
Trochanteric Nail, 13 mm × 20 cm × 130°	<b>1037-200</b>
<b>ES Trochanteric Nails</b>	
ES Trochanteric Nail, left, 10 mm × 30 cm × 125°	<b>1020-305</b>
ES Trochanteric Nail, left, 10 mm × 33 cm × 125°	<b>1020-335</b>
ES Trochanteric Nail, left, 10 mm × 36 cm × 125°	<b>1020-365</b>
ES Trochanteric Nail, left, 10 mm × 39 cm × 125°	<b>1020-395</b>
ES Trochanteric Nail, left, 10 mm × 42 cm × 125°	<b>1020-425</b>
ES Trochanteric Nail, left, 11 mm × 30 cm × 125°	<b>1022-305</b>
ES Trochanteric Nail, left, 11 mm × 33 cm × 125°	<b>1022-335</b>
ES Trochanteric Nail, left, 11 mm × 36 cm × 125°	<b>1022-365</b>
ES Trochanteric Nail, left, 11 mm × 39 cm × 125°	<b>1022-395</b>
ES Trochanteric Nail, left, 11 mm × 42 cm × 125°	<b>1022-425</b>
ES Trochanteric Nail, right, 10 mm × 30 cm × 125°	<b>1021-305</b>
ES Trochanteric Nail, right, 10 mm × 33 cm × 125°	<b>1021-335</b>
ES Trochanteric Nail, right, 10 mm × 36 cm × 125°	<b>1021-365</b>
ES Trochanteric Nail, right, 10 mm × 39 cm × 125°	<b>1021-395</b>
ES Trochanteric Nail, right, 10 mm × 42 cm × 125°	<b>1021-425</b>
ES Trochanteric Nail, right, 11 mm × 30 cm × 125°	<b>1023-305</b>
ES Trochanteric Nail, right, 11 mm × 33 cm × 125°	<b>1023-335</b>
ES Trochanteric Nail, right, 11 mm × 36 cm × 125°	<b>1023-365</b>
ES Trochanteric Nail, right, 11 mm × 39 cm × 125°	<b>1023-395</b>
ES Trochanteric Nail, right, 11 mm × 42 cm × 125°	<b>1023-425</b>
ES Trochanteric Nail, left, 10 mm × 30 cm × 130°	<b>1066-305</b>
ES Trochanteric Nail, left, 10 mm × 33 cm × 130°	<b>1066-335</b>
ES Trochanteric Nail, left, 10 mm × 36 cm × 130°	<b>1066-365</b>
ES Trochanteric Nail, left, 10 mm × 39 cm × 130°	<b>1066-395</b>
ES Trochanteric Nail, left, 10 mm × 42 cm × 130°	<b>1066-425</b>
ES Trochanteric Nail, left, 11 mm × 30 cm × 130°	<b>1058-305</b>
ES Trochanteric Nail, left, 11 mm × 33 cm × 130°	<b>1058-335</b>
ES Trochanteric Nail, left, 11 mm × 36 cm × 130°	<b>1058-365</b>
ES Trochanteric Nail, left, 11 mm × 39 cm × 130°	<b>1058-395</b>
ES Trochanteric Nail, left, 11 mm × 42 cm × 130°	<b>1058-425</b>
ES Trochanteric Nail, right, 10 mm × 30 cm × 130°	<b>1067-305</b>
ES Trochanteric Nail, right, 10 mm × 33 cm × 130°	<b>1067-335</b>
ES Trochanteric Nail, right, 10 mm × 36 cm × 130°	<b>1067-365</b>
ES Trochanteric Nail, right, 10 mm × 39 cm × 130°	<b>1067-395</b>
ES Trochanteric Nail, right, 10 mm × 42 cm × 130°	<b>1067-425</b>
ES Trochanteric Nail, right, 11 mm × 30 cm × 130°	<b>1059-305</b>
ES Trochanteric Nail, right, 11 mm × 33 cm × 130°	<b>1059-335</b>
ES Trochanteric Nail, right, 11 mm × 36 cm × 130°	<b>1059-365</b>
ES Trochanteric Nail, right, 11 mm × 39 cm × 130°	<b>1059-395</b>
ES Trochanteric Nail, right, 11 mm × 42 cm × 130°	<b>1059-425</b>

## Arthrex Trochanteric Nail (Cont.)

Product Description	Item Number
<b>ES Trochanteric Nails (Special Order)</b>	
ES Trochanteric Nail, left, 12.5 mm × 30 cm × 125°	<b>1120-305</b>
ES Trochanteric Nail, left, 12.5 mm × 33 cm × 125°	<b>1120-335</b>
ES Trochanteric Nail, left, 12.5 mm × 36 cm × 125°	<b>1120-365</b>
ES Trochanteric Nail, left, 12.5 mm × 39 cm × 125°	<b>1120-395</b>
ES Trochanteric Nail, left, 12.5 mm × 42 cm × 125°	<b>1120-425</b>
ES Trochanteric Nail, right, 12.5 mm × 30 cm × 125°	<b>1121-305</b>
ES Trochanteric Nail, right, 12.5 mm × 33 cm × 125°	<b>1121-335</b>
ES Trochanteric Nail, right, 12.5 mm × 36 cm × 125°	<b>1121-365</b>
ES Trochanteric Nail, right, 12.5 mm × 39 cm × 125°	<b>1121-395</b>
ES Trochanteric Nail, right, 12.5 mm × 42 cm × 125°	<b>1121-425</b>
ES Trochanteric Nail, left, 12.5 mm × 30 cm × 130°	<b>1122-305</b>
ES Trochanteric Nail, left, 12.5 mm × 33 cm × 130°	<b>1122-335</b>
ES Trochanteric Nail, left, 12.5 mm × 36 cm × 130°	<b>1122-365</b>
ES Trochanteric Nail, left, 12.5 mm × 39 cm × 130°	<b>1122-395</b>
ES Trochanteric Nail, left, 12.5 mm × 42 cm × 130°	<b>1122-425</b>
ES Trochanteric Nail, right, 12.5 mm × 30 cm × 130°	<b>1123-305</b>
ES Trochanteric Nail, right, 12.5 mm × 33 cm × 130°	<b>1123-335</b>
ES Trochanteric Nail, right, 12.5 mm × 36 cm × 130°	<b>1123-365</b>
ES Trochanteric Nail, right, 12.5 mm × 39 cm × 130°	<b>1123-395</b>
ES Trochanteric Nail, right, 12.5 mm × 42 cm × 130°	<b>1123-425</b>
ES Trochanteric Nail, left, 14 mm × 30 cm × 130°	<b>1068-305</b>
ES Trochanteric Nail, left, 14 mm × 33 cm × 130°	<b>1068-335</b>
ES Trochanteric Nail, left, 14 mm × 36 cm × 130°	<b>1068-365</b>
ES Trochanteric Nail, left, 14 mm × 39 cm × 130°	<b>1068-395</b>
ES Trochanteric Nail, left, 14 mm × 42 cm × 130°	<b>1068-425</b>
ES Trochanteric Nail, right, 14 mm × 30 cm × 130°	<b>1069-305</b>
ES Trochanteric Nail, right, 14 mm × 33 cm × 130°	<b>1069-335</b>
ES Trochanteric Nail, right, 14 mm × 36 cm × 130°	<b>1069-365</b>
ES Trochanteric Nail, right, 14 mm × 39 cm × 130°	<b>1069-395</b>
ES Trochanteric Nail, right, 14 mm × 42 cm × 130°	<b>1069-425</b>
<b>Long Trochanteric Nails</b>	
Trochanteric Nail, left, 10 mm × 30 cm × 125°	<b>1020-300</b>
Trochanteric Nail, left, 10 mm × 33 cm × 125°	<b>1020-330</b>
Trochanteric Nail, left, 10 mm × 36 cm × 125°	<b>1020-360</b>
Trochanteric Nail, left, 10 mm × 39 cm × 125°	<b>1020-390</b>
Trochanteric Nail, left, 10 mm × 42 cm × 125°	<b>1020-420</b>
Trochanteric Nail, left, 11 mm × 30 cm × 125°	<b>1022-300</b>
Trochanteric Nail, left, 11 mm × 33 cm × 125°	<b>1022-330</b>
Trochanteric Nail, left, 11 mm × 36 cm × 125°	<b>1022-360</b>
Trochanteric Nail, left, 11 mm × 39 cm × 125°	<b>1022-390</b>
Trochanteric Nail, left, 11 mm × 42 cm × 125°	<b>1022-420</b>
Trochanteric Nail, right, 10 mm × 30 cm × 125°	<b>1021-300</b>
Trochanteric Nail, right, 10 mm × 33 cm × 125°	<b>1021-330</b>
Trochanteric Nail, right, 10 mm × 36 cm × 125°	<b>1021-360</b>
Trochanteric Nail, right, 10 mm × 39 cm × 125°	<b>1021-390</b>
Trochanteric Nail, right, 10 mm × 42 cm × 125°	<b>1021-420</b>
Trochanteric Nail, right, 11 mm × 30 cm × 125°	<b>1023-300</b>



Product Description	Item Number
<b>Long Trochanteric Nails (Cont.)</b>	
Trochanteric Nail, right, 11 mm × 33 cm × 125°	<b>1023-330</b>
Trochanteric Nail, right, 11 mm × 36 cm × 125°	<b>1023-360</b>
Trochanteric Nail, right, 11 mm × 39 cm × 125°	<b>1023-390</b>
Trochanteric Nail, right, 11 mm × 42 cm × 125°	<b>1023-420</b>
Trochanteric Nail, left, 10 mm × 30 cm × 130°	<b>1050-300</b>
Trochanteric Nail, left, 10 mm × 33 cm × 130°	<b>1050-330</b>
Trochanteric Nail, left, 10 mm × 36 cm × 130°	<b>1050-360</b>
Trochanteric Nail, left, 10 mm × 39 cm × 130°	<b>1050-390</b>
Trochanteric Nail, left, 10 mm × 42 cm × 130°	<b>1050-420</b>
Trochanteric Nail, left, 11 mm × 30 cm × 130°	<b>1058-300</b>
Trochanteric Nail, left, 11 mm × 33 cm × 130°	<b>1058-330</b>
Trochanteric Nail, left, 11 mm × 36 cm × 130°	<b>1058-360</b>
Trochanteric Nail, left, 11 mm × 39 cm × 130°	<b>1058-390</b>
Trochanteric Nail, left, 11 mm × 42 cm × 130°	<b>1058-420</b>
Trochanteric Nail, right, 10 mm × 30 cm × 130°	<b>1051-300</b>
Trochanteric Nail, right, 10 mm × 33 cm × 130°	<b>1051-330</b>
Trochanteric Nail, right, 10 mm × 36 cm × 130°	<b>1051-360</b>
Trochanteric Nail, right, 10 mm × 39 cm × 130°	<b>1051-390</b>
Trochanteric Nail, right, 10 mm × 42 cm × 130°	<b>1051-420</b>
Trochanteric Nail, right, 11 mm × 30 cm × 130°	<b>1059-300</b>
Trochanteric Nail, right, 11 mm × 33 cm × 130°	<b>1059-330</b>
Trochanteric Nail, right, 11 mm × 36 cm × 130°	<b>1059-360</b>
Trochanteric Nail, right, 11 mm × 39 cm × 130°	<b>1059-390</b>
Trochanteric Nail, right, 11 mm × 42 cm × 130°	<b>1059-420</b>
Trochanteric Nail, right, 11 mm × 39 cm × 130	<b>1059-390</b>
Trochanteric Nail, right, 11 mm × 42 cm × 130	<b>1059-420</b>
<b>Long Trochanteric Nails (Special Order)</b>	
Trochanteric Nail, left, 12.5 mm × 30 cm × 130°	<b>1122-300</b>
Trochanteric Nail, left, 12.5 mm × 33 cm × 130°	<b>1122-330</b>
Trochanteric Nail, left, 12.5 mm × 36 cm × 130°	<b>1122-360</b>
Trochanteric Nail, left, 12.5 mm × 39 cm × 130°	<b>1122-390</b>
Trochanteric Nail, left, 12.5 mm × 42 cm × 130°	<b>1122-420</b>
Trochanteric Nail, right, 12.5 mm × 30 cm × 130°	<b>1123-300</b>
Trochanteric Nail, right, 12.5 mm × 33 cm × 130°	<b>1123-330</b>
Trochanteric Nail, right, 12.5 mm × 36 cm × 130°	<b>1123-360</b>
Trochanteric Nail, right, 12.5 mm × 39 cm × 130°	<b>1123-390</b>
Trochanteric Nail, right, 12.5 mm × 42 cm × 130°	<b>1123-420</b>

## Arthrex Trochanteric Nail (Cont.)

Product Description	Item Number
<b>Lag Screws</b>	
Solid Locking Lag Screw, 10.5 mm × 70 mm <b>(b)</b>	<b>1094-070</b>
Solid Locking Lag Screw, 10.5 mm × 75 mm	<b>1094-075</b>
Solid Locking Lag Screw, 10.5 mm × 80 mm	<b>1094-080</b>
Telescoping Lag Screw, 10.5 mm × 85 mm <b>(a)</b>	<b>1099-085</b>
Telescoping Lag Screw, 10.5 mm × 90 mm	<b>1099-090</b>
Telescoping Lag Screw, 10.5 mm × 95 mm	<b>1099-095</b>
Telescoping Lag Screw, 10.5 mm × 100 mm	<b>1099-100</b>
Telescoping Lag Screw, 10.5 mm × 105 mm	<b>1099-105</b>
Telescoping Lag Screw, 10.5 mm × 110 mm	<b>1099-110</b>
Telescoping Lag Screw, 10.5 mm × 115 mm	<b>1099-115</b>
Telescoping Lag Screw, 10.5 mm × 120 mm	<b>1099-120</b>
<b>Telescoping Lag Screws, left (c)</b>	
Telescoping Lag Screw, left, 10.5 mm × 85 mm	<b>1192-085</b>
Telescoping Lag Screw, left, 10.5 mm × 90 mm	<b>1192-090</b>
Telescoping Lag Screw, left, 10.5 mm × 95 mm	<b>1192-095</b>
Telescoping Lag Screw, left, 10.5 mm × 100 mm	<b>1192-100</b>
Telescoping Lag Screw, left, 10.5 mm × 105 mm	<b>1192-105</b>
Telescoping Lag Screw, left, 10.5 mm × 110 mm	<b>1192-110</b>
Telescoping Lag Screw, left, 10.5 mm × 115 mm	<b>1192-115</b>
Telescoping Lag Screw, left, 10.5 mm × 120 mm	<b>1192-120</b>
<b>Anti-Rotation Screws</b>	
Cancellous A/R Screw, 5.0 mm × 60 mm	<b>8021-060</b>
Cancellous A/R Screw, 5.0 mm × 65 mm	<b>8021-065</b>
Cancellous A/R Screw, 5.0 mm × 70 mm	<b>8021-070</b>
Cancellous A/R Screw, 5.0 mm × 75 mm	<b>8021-075</b>
Cancellous A/R Screw, 5.0 mm × 80 mm	<b>8021-080</b>
Cancellous A/R Screw, 5.0 mm × 85 mm	<b>8021-085</b>
Cancellous A/R Screw, 5.0 mm × 90 mm	<b>8021-090</b>
Cancellous A/R Screw, 5.0 mm × 95 mm	<b>8021-095</b>
Cancellous A/R Screw, 5.0 mm × 100 mm	<b>8021-100</b>
Cancellous A/R Screw, 5.0 mm × 105 mm	<b>8021-105</b>
<b>Distal Screws</b>	
Captured Cortical Screw, 5.0 mm × 30 mm	<b>8001-030</b>
Captured Cortical Screw, 5.0 mm × 32 mm	<b>8001-032</b>
Captured Cortical Screw, 5.0 mm × 34 mm	<b>8001-034</b>
Captured Cortical Screw, 5.0 mm × 36 mm	<b>8001-036</b>
Captured Cortical Screw, 5.0 mm × 38 mm	<b>8001-038</b>
Captured Cortical Screw, 5.0 mm × 40 mm	<b>8001-040</b>
Captured Cortical Screw, 5.0 mm × 42 mm	<b>8001-042</b>
Captured Cortical Screw, 5.0 mm × 44 mm	<b>8001-044</b>
Captured Cortical Screw, 5.0 mm × 46 mm	<b>8001-046</b>
Captured Cortical Screw, 5.0 mm × 48 mm	<b>8001-048</b>
Captured Cortical Screw, 5.0 mm × 50 mm	<b>8001-050</b>
Captured Cortical Screw, 5.0 mm × 55 mm	<b>8001-055</b>
Captured Cortical Screw, 5.0 mm × 60 mm	<b>8001-060</b>

Product Description	Item Number
<b>Distal Screws (Special Order)</b>	
Captured Cortical Screw, 5.0 mm × 20 mm	<b>8001-020</b>
Captured Cortical Screw, 5.0 mm × 22 mm	<b>8001-022</b>
Captured Cortical Screw, 5.0 mm × 24 mm	<b>8001-024</b>
Captured Cortical Screw, 5.0 mm × 26 mm	<b>8001-026</b>
Captured Cortical Screw, 5.0 mm × 28 mm	<b>8001-028</b>
Captured Cortical Screw, 5.0 mm × 65 mm	<b>8001-065</b>
Captured Cortical Screw, 5.0 mm × 70 mm	<b>8001-070</b>
Captured Cortical Screw, 5.0 mm × 75 mm	<b>8001-075</b>
Captured Cortical Screw, 5.0 mm × 80 mm	<b>8001-080</b>
Captured Cortical Screw, 5.0 mm × 85 mm	<b>8001-085</b>
Captured Cortical Screw, 5.0 mm × 90 mm	<b>8001-090</b>
Captured Cortical Screw, 5.0 mm × 95 mm	<b>8001-095</b>
Captured Cortical Screw, 5.0 mm × 100 mm	<b>8001-100</b>
Captured Cortical Screw, 5.0 mm × 105 mm	<b>8001-105</b>
Captured Cortical Screw, 5.0 mm × 110 mm	<b>8001-110</b>
Captured Cortical Screw, 5.0 mm × 115 mm	<b>8001-115</b>
Captured Cortical Screw, 5.0 mm × 120 mm	<b>8001-120</b>
<b>End Caps</b>	
Captured Bullet Tip End Cap, 1.0 mm	<b>1047-019</b>
Captured Bullet Tip End Cap, 5.0 mm	<b>1047-059</b>
Captured Bullet Tip End Cap, 10 mm	<b>1047-109</b>
Captured Locking End Cap, trochanteric nail, 1 mm	<b>1048-019</b>
Anti-Rotation Set Screw	<b>1085-000</b>

### Literature

Product Description	Item Number
Trochanteric Nail System Surgical Technique	<b>LT1-000203-en_US</b>

## Arthrex Trochanteric Nail, Sterile

Product Description	Item Number
<b>ES Trochanteric Nails, left</b>	
ES Trochanteric Nail, left, 12.5 mm × 30 cm × 125°	AR-9094ES-12-3025L
ES Trochanteric Nail, left, 12.5 mm × 30 cm × 130°	AR-9094ES-12-3030L
ES Trochanteric Nail, left, 12.5 mm × 33 cm × 125°	AR-9094ES-12-3325L
ES Trochanteric Nail, left, 12.5 mm × 33 cm × 130°	AR-9094ES-12-3330L
ES Trochanteric Nail, left, 12.5 mm × 36 cm × 125°	AR-9094ES-12-3625L
ES Trochanteric Nail, left, 12.5 mm × 36 cm × 130°	AR-9094ES-12-3630L
ES Trochanteric Nail, left, 12.5 mm × 39 cm × 125°	AR-9094ES-12-3925L
ES Trochanteric Nail, right, 12.5 mm × 39 cm × 125°	AR-9094ES-12-3925R
ES Trochanteric Nail, left, 12.5 mm × 39 cm × 130°	AR-9094ES-12-3930L
ES Trochanteric Nail, left, 12.5 mm × 42 cm × 125°	AR-9094ES-12-4225L
ES Trochanteric Nail, left, 12.5 mm × 42 cm × 130°	AR-9094ES-12-4230L
ES Trochanteric Nail, left, 12.5 mm × 45 cm × 125°	AR-9094ES-12-4525L
ES Trochanteric Nail, left, 12.5 mm × 45 cm × 130°	AR-9094ES-12-4530L
<b>ES Trochanteric Nails, right</b>	
ES Trochanteric Nail, right, 12.5 mm × 30 cm × 125°	AR-9094ES-12-3025R
ES Trochanteric Nail, right, 12.5 mm × 30 cm × 130°	AR-9094ES-12-3030R
ES Trochanteric Nail, right, 12.5 mm × 33 cm × 125°	AR-9094ES-12-3325R
ES Trochanteric Nail, right, 12.5 mm × 33 cm × 130°	AR-9094ES-12-3330R
ES Trochanteric Nail, right, 12.5 mm × 36 cm × 125°	AR-9094ES-12-3625R
ES Trochanteric Nail, right, 12.5 mm × 36 cm × 130°	AR-9094ES-12-3630R
ES Trochanteric Nail, right, 12.5 mm × 39 cm × 130°	AR-9094ES-12-3930R
ES Trochanteric Nail, right, 12.5 mm × 42 cm × 125°	AR-9094ES-12-4225R
ES Trochanteric Nail, right, 12.5 mm × 42 cm × 130°	AR-9094ES-12-4230R
ES Trochanteric Nail, right, 12.5 mm × 45 cm × 125°	AR-9094ES-12-4525R
ES Trochanteric Nail, right, 12.5 mm × 45 cm × 130°	AR-9094ES-12-4530R
<b>Long Trochanteric Nails</b>	
Trochanteric Nail, right, 11 mm × 36 cm × 125°	1023-360
Trochanteric Nail, right, 11 mm × 39 cm × 125°	1023-390
Trochanteric Nail, right, 11 mm × 42 cm × 125°	1023-420
Trochanteric Nail, left, 10 mm × 30 cm × 130°	1050-300
Trochanteric Nail, left, 10 mm × 33 cm × 130°	1050-330
Trochanteric Nail, left, 10 mm × 36 cm × 130°	1050-360
Trochanteric Nail, left, 10 mm × 39 cm × 130°	1050-390
Trochanteric Nail, left, 10 mm × 42 cm × 130°	1050-420
Trochanteric Nail, left, 11 mm × 30 cm × 130°	1058-300
Trochanteric Nail, left, 11 mm × 33 cm × 130°	1058-330
Trochanteric Nail, left, 11 mm × 36 cm × 130°	1058-360
Trochanteric Nail, left, 11 mm × 39 cm × 130°	1058-390
Trochanteric Nail, left, 11 mm × 42 cm × 130°	1058-420

Product Description	Item Number
Trochanteric Nail, right, 10 mm × 30 cm × 130°	1051-300
Trochanteric Nail, right, 10 mm × 33 cm × 130°	1051-330
Trochanteric Nail, right, 10 mm × 36 cm × 130°	1051-360
Trochanteric Nail, right, 10 mm × 39 cm × 130°	1051-390
Trochanteric Nail, right, 10 mm × 42 cm × 130°	1051-420
Trochanteric Nail, right, 11 mm × 30 cm × 130°	1059-300
Trochanteric Nail, right, 11 mm × 33 cm × 130°	1059-330
Trochanteric Nail, right, 11 mm × 36 cm × 130°	1059-360
Trochanteric Nail, right, 11 mm × 39 cm × 130°	1059-390
Trochanteric Nail, right, 11 mm × 42 cm × 130°	1059-420
Trochanteric Nail, right, 11 mm × 39 cm × 130	1059-390
Trochanteric Nail, right, 11 mm × 42 cm × 130	1059-420
<b>Long Trochanteric Nails (Special Order)</b>	
Trochanteric Nail, left, 12.5 mm × 30 cm × 130°	AR-9094ES-12-3030L
Trochanteric Nail, left, 12.5 mm × 33 cm × 130°	AR-9094ES-12-3330L
Trochanteric Nail, left, 12.5 mm × 36 cm × 130°	AR-9094ES-12-3630L
Trochanteric Nail, left, 12.5 mm × 39 cm × 130°	AR-9094ES-12-3930L
Trochanteric Nail, left, 12.5 mm × 42 cm × 130°	AR-9094ES-12-4230L
Trochanteric Nail, right, 12.5 mm × 45 cm × 130°	AR-9094ES-12-4530L
Trochanteric Nail, right, 12.5 mm × 30 cm × 130°	AR-9094ES-12-3030R
Trochanteric Nail, right, 12.5 mm × 33 cm × 130°	AR-9094ES-12-3330R
Trochanteric Nail, right, 12.5 mm × 36 cm × 130°	AR-9094ES-12-3630R
Trochanteric Nail, right, 12.5 mm × 39 cm × 130°	AR-9094ES-12-3930R
Trochanteric Nail, right, 12.5 mm × 42 cm × 130°	AR-9094ES-12-4230R
Trochanteric Nail, right, 12.5 mm × 45 cm × 130°	AR-9094ES-12-4530R
<b>Lag Screws</b>	
Trochanteric Nail, left, 12.5 mm × 30 cm × 125°	AR-9094ES-12-3025L
Trochanteric Nail, left, 12.5 mm × 33 cm × 125°	AR-9094ES-12-3325L
Trochanteric Nail, left, 12.5 mm × 36 cm × 125°	AR-9094ES-12-3625L
Trochanteric Nail, left, 12.5 mm × 39 cm × 125°	AR-9094ES-12-3925L
Trochanteric Nail, left, 12.5 mm × 42 cm × 125°	AR-9094ES-12-4225L
Trochanteric Nail, left, 12.5 mm × 45 cm × 125°	AR-9094ES-12-4525L
Trochanteric Nail, right, 12.5 mm × 30 cm × 125°	AR-9094ES-12-3025R
Trochanteric Nail, right, 12.5 mm × 33 cm × 125°	AR-9094ES-12-3325R
Trochanteric Nail, right, 12.5 mm × 36 cm × 125°	AR-9094ES-12-3625R
Trochanteric Nail, right, 12.5 mm × 39 cm × 125°	AR-9094ES-12-3925R
Trochanteric Nail, right, 12.5 mm × 42 cm × 125°	AR-9094ES-12-4225R
Trochanteric Nail, right, 12.5 mm × 45 cm × 125°	AR-9094ES-12-4525R



The 7.0 mm Titanium Cannulated Screw System features an extensive range of sizes intended for fracture fixation in the hip, pelvis, and extremities. The system consists of one tray that contains all screws and necessary instrumentation.

### System Features:

- Low-profile screw head for reduced soft-tissue irritation
- 20 mm, 36 mm, and fully threaded options
- Screws are made of Ti6Al4V titanium alloy
- Made of CT- and MRI-compatible materials
- Reverse-cutting flute facilitates removal
- Self-drilling/tapping design for efficient cutting
- Larger 3.2 mm diameter, threaded-tip guide pin for improved stability and ease of insertion

### 7.0 mm Titanium Cannulated Screw System

Product Description	Item Number
<b>Instruments</b>	
Obturator, 3.6 mm	<b>0227-000</b>
Tap, cannulated, cancellous, T-Handle, 7.0 mm	<b>0241-100</b>
Drill, cannulated, small Hudson, 5.0 mm adapter	<b>0243-000</b>
Screw Countersink, 7.0 mm	<b>0262-000</b>
Pin Guide, 3.2 mm	<b>0319-000</b>
Drill Guide, 5.0 mm	<b>0320-000</b>
Parallel Pin Guide, bullet nose, 3.2 mm	<b>0322-000</b>
Hex Driver, cannulated, small Hudson adapter, 5.0 mm	<b>0429-000</b>
T-Handle, ratcheting comfort, cannulated	<b>0430-100</b>
Handle, ratcheting, large axial, cannulated, small Hudson	<b>0431-100</b>
Adaptor, large male Hudson, small female Hudson	<b>0443-100</b>
Screw Depth Gauge, cannulated	<b>0517-000</b>
Pin Guide, trocar, 3.2 mm	<b>0614-000</b>
Screw Sheath, assembly	<b>0615-000</b>
Cannulated Screw Tray, 7.0 mm	<b>9913-000</b>
<b>7.0 mm Screws, Cannulated, Cancellous</b>	
20 mm thread, 7.0 mm × 30 mm-130mm	<b>8040- 30-130</b>
36 mm thread, 7.0 mm × 45 mm-130 mm	<b>8041-45-130</b>
Full thread, 7.0 mm × 30 mm-130 mm	<b>8042-30 -130</b>
Flat Washer, 7.0 mm	<b>8039-000</b>
<b>Disposables</b>	
Guide Pin, 3.2 mm × 330 mm	<b>S0100-000</b>
Extractor, easyout	<b>0815-000</b>



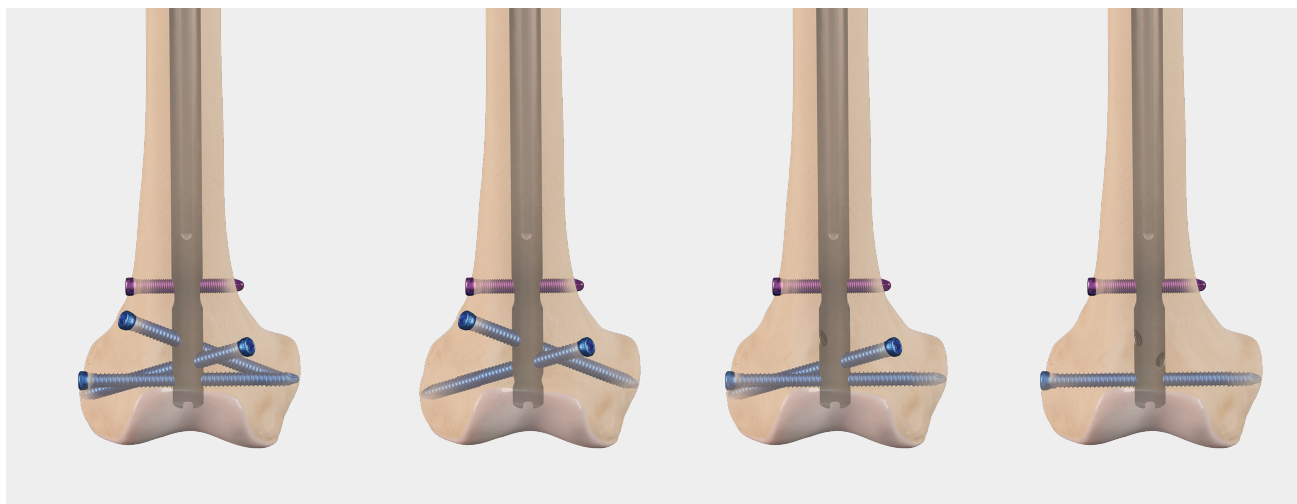
The Arthrex femoral nail is targeted for use in intramedullary fixation of fractures of the femur. Composed of both an antegrade and retrograde nail, its unique screw configuration provides versatility and diversity. Its innovative features offer superior solutions for femoral fractures.

Arthrex Femoral Nailing

Product Description	Item Number
<b>Instruments</b>	
Impactor Rod	0826-000
Extractor Bolt	0828-000
Impactor Pad, long	0835-000
Locking Knob, insertion guide, tibial nail	1239-100
Locking Collet, targeting module, tibial nail	1242-100
Antegrade Targeting Module, femoral nail system	1271-300
Antegrade Option, antegrade targeting guide	1272-000
Locking Bolt, antegrade nail	1273-100
Retrograde Targeting Guide	1280-000
Retrograde Targeting Guide, arch	1281-000
Retrograde Targeting Guide, 22 cm extension	1283-000
Locking Bolt, retrograde femoral nail	1284-000
Driver Locking Collet, retrograde femoral nail	1285-000
Femoral Nail Instrument Set #2	9924-000
Awl T-Handle, silicone blue, cannulated, curved	0256-200
Entry Reamer, femoral nail, cannulated, 13.5 mm	0266-000
Tap, calibrated, cancellous, 6.0 mm	0271-000
Cortical Tap, calibrated, cortical, 6.5 mm	0272-000
Obturator, 3.6 mm	0273-000
Pin Guide, 3.2 mm	0335-000
Pin Guide, soft-tissue protector, 3.2 mm	0338-000
Drill Guide, 4.0 mm	0337-000
Drill Guide, 6.0 mm	0339-000
Screw Driver Handle, cannulated, silicone, Hudson	0467-000
T-Handle, cannulated, Hudson female/J-Hall connect	0468-000

Product Description	Item Number
Quick Connect, cannulated, Hudson female/J-Hall	0469-000
Driver, ball hex, large Hudson, 5/32 in	0474-000
Guidewire Gripper	0481-100
Compression Hex Driver, Hudson, antegrade, 5.0 mm	0487-000
Power Hex Screw Driver, 5.0 mm	0488-200
Power Capturing Rod, 5.0 mm	0489-100
Power Hex Screw Driver, short, 5.0 mm	0491-100
Power Capturing Rod, short, 5.0 mm	0492-100
Distal Depth Gauge	0514-200
Depth Gauge, hook tip, trochanteric nail	0531-000
Guide Pin Depth Gauge, femoral nail	0534-000
Guidewire Depth Gauge, femoral nail	0535-000
Drill Guide, obturator, 4.0 mm	0622-000
Screw Sheath	0624-000
Obturator, 3.2 mm	0625-000
Soft-Tissue Protector, Hudson quick connector	0634-100
Obturator, 6.0 mm	0635-000
Ball Spike	0817-000
Reduction Tool, curved	0831-000
Square Quick Connect Assembly	0834-000
Femoral Nail Instrument Set #1	9922-000

## Arthrex Femoral Nail (Cont.)




Product Description	Item Number
<b>Antegrade Femoral Nails, Left</b>	
Antegrade Femoral Nail, left, 9 mm × 30 cm–46 cm	<b>1308-030-046</b>
Antegrade Femoral Nail, left, 10 mm × 30 cm–46 cm	<b>1310-030-046</b>
Antegrade Femoral Nail, left, 11 mm × 30 cm–46 cm	<b>1312-030-046</b>
Antegrade Femoral Nail, left, 12 mm × 30 cm–46 cm	<b>1314-030-046</b>
Antegrade Femoral Nail, left, 13 mm × 30 cm–46 cm	<b>1316-030-046</b>
Antegrade Femoral Nail, left, 14 mm × 30 cm–46 cm	<b>1318-030-046</b>
Antegrade Femoral Nail, left, 14 mm × 30 cm–46 cm	<b>1319-030-046</b>
<b>Antegrade Femoral Nails, Right</b>	
Antegrade Femoral Nail, right, 9 mm × 30 cm–46 cm	<b>1309-030-046</b>
Antegrade Femoral Nail, right, 10 mm × 30 cm–46 cm	<b>1311-030-046</b>
Antegrade Femoral Nail, right, 11 mm × 30 cm–46 cm	<b>1313-030-046</b>
Antegrade Femoral Nail, right, 12 mm × 30 cm–46 cm	<b>1315-030-046</b>
Antegrade Femoral Nail, right, 13 mm × 30 cm–46 cm	<b>1317-030-046</b>
<b>Retrograde Femoral Nails</b>	
Retrograde Femoral Nail, 10 mm × 26 cm–42 cm	<b>1340-026-042</b>
Retrograde Femoral Nail, 11 mm × 26 cm–42 cm	<b>1341-026-042</b>
Retrograde Femoral Nail, 12 mm × 26 cm–42 cm	<b>1342-026-042</b>
Retrograde Femoral Nail, 13 mm × 26 cm–42 cm	<b>1343-026-042</b>
Supracondylar Femoral Nail, 10 mm × 22 cm	<b>1344-022</b>
Supracondylar Femoral Nail, 11 mm × 22 cm	<b>1345-022</b>
Supracondylar Femoral Nail, 12 mm × 22 cm	<b>1346-022</b>
Supracondylar Femoral Nail, 13 mm × 22 cm	<b>1347-022</b>

Product Description	Item Number
<b>Implants</b>	
End Cap, antegrade nail, 5.0 mm	<b>1322-005</b>
End Cap, antegrade nail, 10 mm	<b>1322-010</b>
Locking End Cap, recon lock, antegrade nail, 0 mm	<b>1323-000</b>
End Cap, antegrade nail, 0 mm	<b>1324-000</b>
Screw Spacer/Compression Bolt, femoral nails	<b>1326-000</b>
End Cap, retrograde femoral nail, 1.0 mm	<b>1339-001</b>
End Cap, retrograde femoral nail, 5.0 mm	<b>1339-005</b>
End Cap, retrograde femoral nail, 10 mm	<b>1339-010</b>
Condyle Fixation Nut, retrograde femoral nail	<b>1348-000</b>
Fixation Screw Washer, retrograde femoral nail	<b>1349-000</b>
Fixation Nut Washer, retrograde femoral nail	<b>1351-000</b>
<b>Captured Screws</b>	
5.0 mm Cortical Lengths: 30 mm–50 mm (2.0 mm increments)	<b>8001-030-50</b>
5.0 mm Cortical Lengths: 55 mm–100 mm (5.0 mm increments)	<b>8001-055-100</b>
6.5 mm Cortical, fully threaded Lengths: 30 mm–120 mm (5.0 mm increments)	<b>8059-030-120</b>
6.0 mm Cancellous, partially threaded Lengths: 30 mm–120 mm (5.0 mm increments)	<b>8061-030-120</b>
6.5 mm Cancellous, fully threaded Lengths: 30 mm–120 mm (5.0 mm increments)	<b>8065-030-120</b>
<b>Disposables</b>	
Drill, large Hudson, cannulated, 5.5 mm	<b>0232-100</b>
Drill, AO, 4.0 mm × 165 mm	<b>S0210-200</b>
Drill, AO, calibrated, 4.0 mm × 280 mm	<b>S0219-100</b>
Drill, AO, calibrated, sterile, 5.5 mm	<b>S0288-200</b>
Step Drill, AO, calibrated, sterile, 4.8 mm/6.0 mm	<b>S0289-100</b>
Guide Pin, 3.2 mm × 330 mm	<b>S0100-000</b>
Tap, large Hudson, cortical, 5.0 mm	<b>S0260-000</b>





Patella SuturePlate™ II Plate Fracture Management .....	50
Patella Fracture Set.....	51
Titanium Proximal Tibia Plating System.....	52
Ramp Lesion Meniscus Repair.....	54
Knee Scorpion™ Suture Passer .....	54
Meniscal Root Repair Kits.....	55
Meniscal Root Marking Hook.....	55
FiberStitch™ All-Inside Meniscal Repair.....	56
ZoneNavigator™ System.....	57
Mini SutureTape.....	57
Collateral Ligament Reconstruction Set.....	58
Medial Collateral Ligament (MCL) Augmentation .....	59
FiberTag® TightRope® Implant.....	59
ACL TightRope II Implant.....	60
SwiveLock® ACL Repair Kit.....	61
FastThread™ BioComposite Interference Screw .....	62
FastThread PEEK Interference Screw.....	63
ACL ToolBox Instrumentation Set.....	64



The patella SuturePlate II titanium locking plate uses 3.0 mm variable-angle locking (VAL) screws from the CFS system or KreuLock™ screw system. Suture holes in the plate provide points for soft-tissue reattachment or ligament bracing. In addition to the plate, QuickFix™ 4.0 mm cannulated screws can be used to apply compression through certain fragments.

Patella Star Set (AR-13070TS)

Product Description	Item Number
<b>Instruments</b>	
Patella SuturePlate II Trial Arrow	AR-13070A-T
Patella SuturePlate II Trial Star, small	AR-13070S-T
Patella SuturePlate II Trial Star, medium	AR-13070M-T
Patella SuturePlate II Trial Star, large	AR-13070L-T
Patella SuturePlate II Trial Star, pole fracture, small	AR-13070S-P-T
Patella SuturePlate II Trial Star, pole fracture, medium	AR-13070M-P-T
Patella SuturePlate II Trial Star, pole fracture, large	AR-13070L-P-T
Patella SuturePlate II Arrow, sterile	AR-13070A-S
Patella SuturePlate II Star, small, sterile	AR-13070S-S
Patella SuturePlate II Star, medium, sterile	AR-13070M-S
Patella SuturePlate II Star, large, sterile	AR-13070L-S
Patella SuturePlate II Star Plate Pole Fracture, small, sterile	AR-13070S-P-S
Patella SuturePlate II Star Plate Pole Fracture, medium, sterile	AR-13070M-P-S
Patella SuturePlate II Star Plate Pole Fracture, large, sterile	AR-13070L-P-S

Screws

Product Description	Item Number
VAL Screw, Ti, 3.0 mm × 10 mm-40 mm, qty. 4	AR-8933V-10 – 40
<b>Compression Screws</b>	
QuickFix Screw, cannulated shaft, cancellous, titanium, 4.0 mm × 40 mm-60 mm (2.0 mm increments)	AR-8740-40PTS to 60PTS
<b>Optional (not included in the screw caddy)</b>	
QuickFix Screw, cannulated shaft, cancellous, titanium, 4.0 mm × 28 mm-38 mm	AR-8740-28PTS to 38PTS

Instruments, 3.0 mm System

Product Description	Item Number
Patella Repositioning Clamp	AR-13055
Positioning Handle	AR-14024
Bending Guide, locking, 3.0 mm	AR-8950-09
TRIM-IT™ Depth Gauge, small	AR-4166
Driver for 3.0 mm Locking Screws, T10 hexalobe	AR-8944DH
Drill Bit, 2.0 mm	AR-8944-22
Drill Guide, locking, threaded, 3.0 mm	AR-8950-07
Handle QC, ratcheting, cannulated	AR-8950RH
Weber Clamp	AR-8943-24
Bone Reduction Forceps, curved, pointed, qty. 2	AR-8943-07

Instruments (for QuickFix screws)

Product Description	Item Number
Guidewire, w/ trocar tip, Ø 1.35 mm	AR-8737-01
Depth Guide, cannulated, 4.0 mm	AR-8737-10
Drill Guide, 2.6 mm/1.35 mm	AR-8943-03
Drill Bit, cannulated, 2.6 mm, qty. 2	AR-8943-02
Driver Shaft, for QuickFix screws, cannulated, T15 hexalobe	AR-8943-12
Holding Sleeve, for 2.7 mm, 3.5 mm, and 4.0 mm screws	AR-8943-11

Disposables

Product Description	Item Number
K-Wire, 1.6 mm × 150 mm	AR-14016
BB-Tak, threaded	AR-13226T
BB-Tak	AR-13226

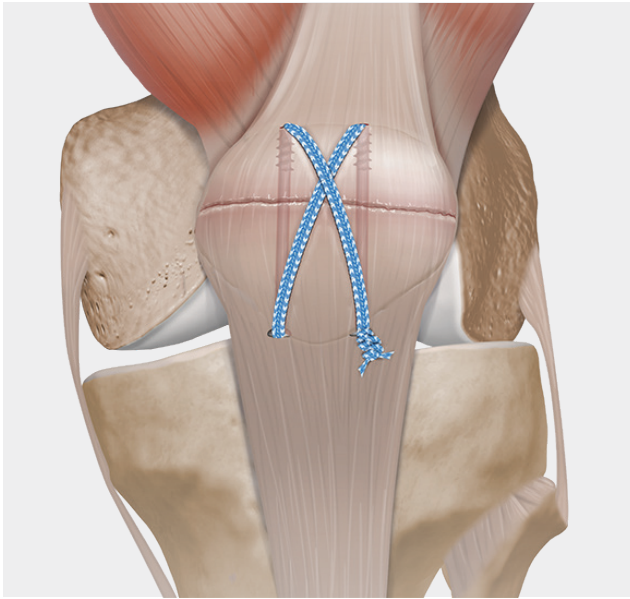
Literature

Product Description	Item Number
Patella SuturePlate II Fracture Management Surgical Technique	LT1-000206-en-US

Multimedia

Product Description	Item Number
SuturePlate II Patella Fracture Repair System, animation	AN1-000279-en-US

## Patella Fracture Set



The innovative Patella Fracture Set comprehensively addresses patella fractures. Once the 4.0 mm blunt-tip cannulated lag screws are placed, FiberTape® suture on a specially designed 5 inch needle can easily be passed through the screws, allowing tension-band fixation. The screw's smooth tip was specifically designed to avoid cutting the suture. This construct has been shown to be stronger than traditional K-wire with cerclage wire constructs.<sup>1</sup>


This convenient set also includes the tools needed to perform traditional repairs with K-wires and cerclage wire, as well as sternal wire drivers, Weber clamps, drill guides, and stout wire cutters. Unique to this set is an adjustable parallel offset guide, a C-ring drill guide with an incorporated measurement device, and a cerclage wire passer to effectively pass wire through the quad and patellar tendons.

### Patella Fracture Set (a) (AR-5050S)

Product Description	Item Number
Patella Fracture Set Case	AR-5050C
4.0 mm Blunt-Tip Cannulated Lag Screws, 24 mm-60 mm	AR-5051-24 – 60
FiberTape Suture w/ Needle, 17 in	AR-7237-17LN

#### Reference

1. Arthrex, Inc. Data on file (APT-03733). Naples, FL; 2018.





The Titanium Proximal Tibia Plating System builds onto the Titanium Lower Extremity Plating System (ankle and distal tibia) with the addition of lateral and posteromedial proximal tibia plating options, plateau-specific instruments, and longer screws. All plates accept 4.0 mm fixed-angle locking, 3.5 mm VAL, 3.5 mm cortical, 4.0 cancellous, 2.7 mm variable-angle locking, and 2.7 mm cortical screws.

A single screwdriver can be used for all screw sizes.

- Variable-angle capabilities in all holes
- Snap-in guides save time when drilling nominal-angle locking screws
- Variable-angle drill guide allows percutaneous screw insertion through the sleeve

**Lateral Plate**

- Plating can be performed using the carbon fiber percutaneous jig for a minimally invasive technique
- K-wire holes throughout the plate assist provisional placement and fracture reduction
- Multiple length options: 2 holes through 14 holes

**Posteromedial Plate**

- Plate wraps from posterior to medial to facilitate the incision
- Available in 4-, 5-, and 8H lengths

Titanium Proximal Tibia Instruments

Product Description	Item Number
Targeting Drill Guide, Ø2.8 mm	0380-000
Fixed Angle Drill Guide, Ø2.8 mm	0381-000
Hook Tip Depth Gauge	0550-000
Screw Sheath Depth Gauge	0552-000
Unicortical Depth Gauge	0553-000
Targeting Screw Sheath	0660-000
Targeting Arm Obturator	0661-000
King Tong Forceps	0916-000
Soft Tissue Elevator	0917-000
Reduction Forceps	0918-000
Drill, calibrated, proximal, 2.8 mm	4032-000
Drill, calibrated, distal, 2.8 mm	4040-000
Attachment Bolt	4916-000
Drill Guide, targeter alignment lock, 2.8 mm	4914-000
Pin Guide, targeter alignment lock, 1.5 mm	4915-000
Targeting Arm Distal Alignment Post	4918-000
Targeting Arm Distal Alignment Lock	4919-000
Targeting Arm, proximal, tibia plate, small bend, left	4920-000
Targeting Arm, proximal, tibia plate, small bend, right	4921-000
Driver, hex, AO, 5.0 mm	5001-000
Driver, capturing, T10	5042-000
Wrench, targeter sheath	5040-000
Driver, targeter sheath	5044-000
Titanium Proximal Tibial Instrument Tray	9956-000
Proximal Tibial Plate Tray	9955-000
Titanium Proximal Tibial Screw Caddy	9957-000

Titanium Proximal Tibia Plates

Product Description	Item Number
Proximal Lateral Tibia Plate, left, 2H	3081-002
Proximal Lateral Tibia Plate, left, 3H	3081-003
Proximal Lateral Tibia Plate, left, 5H	3081-005
Proximal Lateral Tibia Plate, left, 8H	3081-008
Proximal Lateral Tibia Plate, left, 11H	3081-011
Proximal Lateral Tibia Plate, left, 14H	3081-014
Proximal Lateral Tibia Plate, right, 2H	3082-002
Proximal Lateral Tibia Plate, right, 3H	3082-003
Proximal Lateral Tibia Plate, right, 5H	3082-005
Proximal Lateral Tibia Plate, right, 8H	3082-008
Proximal Lateral Tibia Plate, right, 11H	3082-011
Proximal Lateral Tibia Plate, right, 14H	3082-014
Proximal Posteromedial Tibia Plate, left, 4H	3085-004
Proximal Posteromedial Tibia Plate, left, 5H	3085-005
Proximal Posteromedial Tibia Plate, left, 8H	3085-008
Proximal Posteromedial Tibia Plate, right, 4H	3086-004
Proximal Posteromedial Tibia Plate, right, 5H	3086-005
Proximal Posteromedial Tibia Plate, right, 8H	3086-008

## Titanium Proximal Tibia Plating System (Cont.)

### Titanium Proximal Tibia Screws

Product Description	Item Number
<b>Screws</b>	
Fixed Angle Locking Screws (FAL), 4.0 mm × 10 mm-38 mm (2.0 mm increments)	<b>8094-010-038</b>
Cortical Screw, 3.5 mm × 20 mm-100 mm (2.0 mm increments)	<b>8100-020-100</b>
VAL Screw, 3.5 mm × 65 mm-100 mm (5.0 mm increments)	<b>8088-065-100</b>

### Titanium Proximal Tibia Disposables

Product Description	Item Number
<b>Disposables</b>	
Guide Pin, 1.5 mm	<b>0109-230</b>
Drill, calibrated, proximal, 2.8 mm	<b>4032-000</b>
Drill, calibrated, distal, 2.8 mm	<b>4040-000</b>

### Titanium Lower Extremity Instruments (Optional)


Product Description	Item Number
Drill Guide, hook plate	<b>0347-000</b>
Drill Guide, 1.9 mm	<b>0348-000</b>
Drill Guide, 2.8 mm	<b>0349-100</b>
Drill Guide, snap-in, 2.8 mm	<b>0352-100</b>
Drill Guide, snap-in, 1.9 mm	<b>0354-000</b>
Drill Guide, 3.5 mm	<b>0355-000</b>
Parallel Pin Guide, 1.5 mm	<b>0356-000</b>
Depth Gauge, guidepin	<b>0541-000</b>
Depth Gauge, hook tip	<b>0543-000</b>
Screw Sheath	<b>0643-000</b>
Forceps, lobster claw, serrated	<b>0819-000</b>
Plate Holding Forceps	<b>0824-200</b>
Temporary Fixation Pin Compression Wheel	<b>0832-100</b>
Bending Iron, ankle plates	<b>0843-100</b>
Small Frag Bone Pick, 6 in	<b>0900-000</b>
Bone Reduction Forceps, curved, pointed, long ratchet	<b>0901-100</b>
Mini Hohmann Retractor, 6.5 in, 8 mm blade width	<b>0903-000</b>
Mini Hohmann Retractor, 6.0 in broad tip, 15 mm blade width	<b>0904-000</b>
Suture Passing Dissector	<b>0906-000</b>
Lamina Spreader, ankle plates	<b>0907-000</b>
Queen Tong Forceps	<b>0908-000</b>
Prince Tong Forceps	<b>0909-000</b>
Elevator, periosteal, 5.0 mm	<b>0911-100</b>
Elevator, periosteal, 10 mm	<b>0912-100</b>
Countersink	<b>4006-000</b>
Screwdriver, T15, cannulated	<b>5014-000</b>
Screwdriver, T10, captured	<b>5015-100</b>
Fixed Small Axial Handle, AO quick connect	<b>5017-100</b>

Product Description	Item Number
Screw Gripper	<b>5022-000</b>
Power Torque Limiting Adapter, AO, 1.7 mm	<b>5023-000</b>
Screwdriver, T10, captured, short	<b>5025-100</b>
Ratcheting Torque Limiting Handle, AO, 1.7 mm	<b>5027-000</b>
Plate Bending Tool	<b>9127-000</b>
Titanium Lower Extremity Instrument Tray	<b>9937-000</b>
<b>Disposables</b>	
Guide Pin, nonthreaded, 1.5 mm	<b>0109-150</b>
Guide Pin, fast-threaded, 1.5 mm	<b>0120-150</b>
Temporary Fixation Pin	<b>0121-000</b>
Drill, 1.9 mm	<b>4008-000</b>
Drill, 2.8 mm	<b>4009-100</b>
Drill, cannulated, 2.8 mm	<b>4010-100</b>
Tap, cortical, AO, 2.7 mm	<b>4023-000</b>
Tap, cortical, AO, 3.5 mm	<b>4024-100</b>
Tap, cortical, AO, 4.0 mm	
Drill, 3.5 mm	<b>4025-000</b>
Quick Drill, 2.8 mm	<b>4027-000</b>
Quick Drill, 1.9 mm	<b>4028-000</b>

### Titanium Lower Extremity Screws

Product Description	Item Number
<b>Instruments</b>	
Titanium Lower Extremity Screw Tray	<b>9938-000</b>
<b>Implants</b>	
Small Fragment Washer	<b>3075-000</b>
Headless Compression Screw, cannulated, ¼ thread, 3.5 mm × 20 mm-60 mm (2.0 mm increments)	<b>0354-000</b>
Headless Compression Screw, cannulated, ½ thread, 3.5 mm × 20 mm-60 mm (2.0 mm increments)	<b>0355-000</b>
Cortical Screw, 2.4 mm × 10 mm-40 mm (2.0 mm increments)	<b>8082-010-040</b>
Cortical Screw, 2.7 mm × 10 mm-50 mm (2.0 mm increments)	<b>8083-010-050</b>
Cortical Screw, 3.5 mm × 10 mm-50 mm (2.0 mm increments), 55 mm, 60 mm	<b>8084-014-060</b>
Cancellous Screw, fully threaded, 4.0 mm × 14 mm-50 mm (2.0 mm increments), 55 mm, 60 mm	<b>8085-014-060</b>
Cancellous Screw, partially threaded, 4.0 mm × 18 mm-50 mm (2.0 mm increments), 55 mm, 60 mm	<b>8086-018-060</b>
VAL Screw, 2.7 mm × 10 mm-50 mm (2.0 mm increments)	<b>8087-010-050</b>
VAL Screw, 3.5 mm × 10 mm-50 mm (2.0 mm increments), 55 mm, 60 mm	<b>8088-010-060</b>
Screw, cannulated, partially threaded, 4.0 mm × 34 mm-50 mm (2.0 mm increments), 55 mm, 60 mm	<b>8096-034-060</b>

## Ramp Lesion Meniscus Repair



A ramp lesion is a disruption of the meniscotibial ligament and the posteromedial meniscus in the meniscocapsular zone. The lesion is commonly associated with ACL injuries and is often misdiagnosed.<sup>1</sup> Disruption of the posterior horn of the medial meniscus could lead to excessive forces within the knee joint and surrounding structures. The QuickPass™ SutureLasso™ suture passer is preloaded with a 2-0 FiberStick™ suture and offered with a left or right 25° curve and a 1.5 mm tip.

Product Description	Item Number
QuickPass SutureLasso Suture Passer, 25°, curved right	AR-6068-25R
QuickPass SutureLasso Suture Passer, 25°, curved left	AR-6068-25L

### Reference

1. Peltier A, Lordin TD, Lustig S, Servien E, Maubisson L, Neyret P. Posteromedial tears may be missed during anterior cruciate ligament reconstruction. *Arthroscopy*. 2015;31(4):691-698. doi:10.1016/j.arthro.2014.12.003

## Knee Scorpion™ Suture Passer



The low-profile Knee Scorpion suture passer allows access to tight recesses of the knee for passing 0 or 2-0 FiberWire® suture. Ergonomically designed for one-handed use, the Knee Scorpion suture passer adds simplicity to suture passing, efficiently passing and retrieving suture in one step. Achieve a variety of suture configurations for soft-tissue repair and fixation using the Knee Scorpion suture passer.

Product Description	Item Number
Knee Scorpion Suture Passer	AR-12990
Knee Scorpion Needle	AR-12990N

### Accessories

Product Description	Item Number
Knot Pusher/Suture Cutter (disposable)	AR-5815
Measurement Probe	AR-13920P
2-0 Knot Pusher	AR-1296D

## Meniscal Root Repair Kits



Complete transtibial meniscal root repairs with the convenient Meniscal Root Repair Kit, which contains an 8.0 mm × 3.0 mm PassPort Button™ cannula and a Knee Scorpion™ needle for passing 2-0 and 0 FiberWire® suture with the Knee Scorpion suture passer. Various suture configurations are possible with 2-0 FiberStick™ and 0 FiberLink™ and TigerLink™ sutures. Prepare the bone socket and create the transtibial tunnel using the 6.0 mm FlipCutter® II reamer. Secure the repair with a 4.75 mm BioComposite SwiveLock® anchor.

Product Description	Item Number
Meniscal Root Repair Kit w/ BioComposite SwiveLock Anchor	AR-4550BC
Knee Scorpion Needle FlipCutter II Reamer, 6.0 mm PassPort Button Cannula, 8.0 mm × 3 cm 2-0 FiberStick Suture, qty. 2 SutureLasso™ Needle w/ Nitinol Passing Wire 0 FiberLink Suture, 0 TigerLink Suture BioComposite SwiveLock Anchor, 4.75 mm × 19.1 mm Spade-Tip Drill Bit SwiveLock Anchor Tap, for hard bone	
Meniscal Root Repair Kit w/ PEEK SwiveLock Anchor	AR-4550P
Knee Scorpion Needle FlipCutter II Reamer, 6.0 mm PassPort Button Cannula, 8.0 mm × 3.0 cm 2-0 FiberStick Suture, qty. 2 SutureLasso Needle w/ Nitinol Passing Wire 0 FiberLink Suture, 0 TigerLink Suture PEEK SwiveLock Anchor, 4.75 mm × 19.1 mm Spade-Tip Drill Bit SwiveLock Anchor Tap, for hard bone	
Meniscal Root Repair Kit	AR-4550
Knee Scorpion Needle FlipCutter II Reamer, 6.0 mm PassPort Button Cannula, 8.0 mm × 3.0 mm Two 2-0 FiberStick Sutures 2H Suture Button, 3.5 mm SutureLasso Needle w/ Nitinol Passing Wire Two 0 FiberLink Sutures	


## Meniscal Root Marking Hook



The meniscal root marking hook offers adjustable, posterior tibia-referencing root repair for transosseous bone preparation with the FlipCutter® II drill. The “over-the-back” hook and ratcheting drill sleeve provide 2-point fixation and guided stability during drilling. The locking mechanism aids with insertion into the joint and the low-profile design avoids intact anatomy, while allowing arthroscopic visualization of the repair site. The guide offers 3 offsets for bone socket preparation: 5.0 mm, 7.5 mm, or 10 mm from the posterior tibia. The guide can be rotated for optimal tunnel position and subsequent knotless fixation with a SwiveLock anchor.

Product Description	Item Number
Locking Guide	AR-1610LG
Meniscal Root Marking Hook	AR-1610MR

## FiberStitch™ All-Inside Meniscal Repair



The FiberStitch implant is an innovative all-inside meniscal repair system that replaces hard PEEK implants with soft suture sheaths. The implant sheaths are secured in a double-mattress configuration with 2-0 coreless FiberWire® suture. The ergonomic handle is designed for single-handed implant delivery and active implant deployment technology minimizes needle exposure beyond the meniscus, eliminating the need to past-point the needle.

- **Optimized curves:** FiberStitch delivery system offers 4 different curves to accommodate various meniscus tear configurations: 12° up curve; straight; 12° reverse curve; and 24° up curve
- **Low-profile suture implants:** The low-profile suture implants replace traditional hard PEEK plastic anchors. Low-profile 2-0 coreless FiberWire suture prevents tissue cut-through and minimizes friction against articular cartilage<sup>1</sup>
- **One-handed deployment:** The ergonomic handle and easy implant deployment wheel allow true one-handed implant delivery
- **Active implant deployment:** The implants are deployed from the tip of the needle, reducing needle exposure beyond the meniscus and the need to past point the delivery needle
- **Adjustable depth stop:** The integrated depth stop can be set with a single hand. Convenient markings in 2.0 mm increments allow setting adjustments from a minimum of 10 mm to a maximum of 18 mm


Product Description	Item Number
FiberStitch Implant (a)	AR-4570
FiberStitch Implant, reverse curve (b)	AR-4570R
FiberStitch Implant, straight (c)	AR-4570S
FiberStitch Implant, 24° curve (d)	AR-4570-24
Knot Pusher/Suture Cutter w/ Portal Skid	AR-5845
Knot Pusher/Suture Cutter	AR-5815
Portal Skid	AR-4505
Meniscal Dart Probe	AR-4008
2-0 Suture Cutter, straight	AR-11790
2-0 Suture Cutter, 15° up curve	AR-11791

### Reference

1. Bisson LJ, Manohar LM, Wilkins RD, et al. Influence of suture material on the biomechanical behavior of suture-tendon specimens: a controlled study in bovine rotator cuff. *Am J Sports Med.* 2008;36(5):907-912. doi:10.1177/0363546508314793



## ZoneNavigator™ System




The ZoneNavigator system precisely places suture for inside-out meniscus repair. Three interchangeable cannulas are available to reach any portion of the meniscus for passing vertical or horizontal mattress sutures on the superior or inferior aspect of the meniscus. The ergonomic handle controls needle advancement in 1.0 cm increments.

Product Description	Item Number
ZoneNavigator System Handle	AR-7900
ZoneNavigator System Anterior Cannula (a)	AR-7905
ZoneNavigator System Cannula, left posterior (b)	AR-7910L
ZoneNavigator System Cannula, right posterior (c)	AR-7910R
Needle Catcher (d)	AR-6660

### Suture

Product Description	Item Number
2-0 Mini SutureTape Meniscus Repair Needles, qty. 2	AR-7523
2-0 FiberWire® Suture Meniscus Repair Needles, small, qty. 2	AR-7223SM

## Mini SutureTape



The 2-0 Mini SutureTape meniscus repair needles are made of standard-length stainless steel with a 38 inch length. The 0.9 mm Mini SutureTape disperses the compressive force across a larger area compared to round suture. This allows surgeons to perform standard inside-out meniscus repair with all the benefits of FiberWire suture and SutureTape.

Product Description	Item Number
2-0 Mini SutureTape Meniscus Repair Needles	AR-7523
2-0 Mini SutureTape, no needles	AR-7521


### 2-0 FiberWire Meniscus Repair Needles

Product Description	Item Number
2-0 FiberWire Suture Meniscus Repair Needles, qty. 2	AR-7223
2-0 FiberWire Suture Meniscus Repair Needles, small, qty. 2	AR-7223SM

### 2-0 FiberLink™ and TigerLink™ SutureTape

Product Description	Item Number
FiberLink SutureTape, 0.9 mm, white/black	AR-7559
TigerLink SutureTape, 0.9 mm, white/black	AR-7559T

## Collateral Ligament Reconstruction Set



The Collateral Ligament Reconstruction Set allows for precision-based, biomechanically validated anatomic reconstructions of individual components and main structures of the posterolateral and medial knee. For minimally invasive and open techniques performed during fibular-based reconstructions, use the unique fibular marking hook, which tightly contours the fibular head and enables surgeons to get around anatomic structures while placing the 8.0 mm-diameter paddle. This marking hook was designed specifically to fit onto the fibular attachment of the popliteofibular ligament (PFL).

The tibial marking hook was designed for posterolateral and medial/posteromedial tibia-based reconstructions. The ergonomic, 8.0 mm-diameter paddle provides tactile feedback upon entry into the posterior popliteal sulcus and confirms the zebra guide pin's exit point during posterolateral corner reconstructions.

Increase the efficiency of anatomic tunnel drilling using the parallel drill guide, which reduces divergent tunnels and allows precision placement at multiple incremental distances for medial and lateral femoral-based reconstructions.

### Collateral Ligament Reconstruction Set (AR-5500S)

Product Description	Item Number
Fibular Marking Hook	AR-5500
Tibial Collateral Marking Hook	AR-5501
Femoral Collateral Marking Hook	AR-5502
Parallel Drill Guide	AR-5503
Collateral Ligament Retractor	AR-5504
Drill Sleeve, 2.4 mm	AR-5505
Collateral Ligament Rasp	AR-5506
RetroConstruction™ Drill Guide Handle	AR-1510H
Cannulated Drill, 6.0 mm	AR-1206L
Cannulated Drill, 7.0 mm	AR-1207L
Cannulated Drill, 8.0 mm	AR-1208L
Cannulated Drill, 9.0 mm	AR-1209L
Cannulated Drill, 10 mm	AR-1214L
Graft Sizing Block	AR-1886

### Accessories

Product Description	Item Number
Zebra Guide Pin, 2.4 mm, open eyelet	AR-1250Z
ACL TightRope® Drill Pin II, 4 mm, open eyelet	AR-1595T
Tunnel Notcher for Bio-Interference Screw	AR-1845
#2 FiberLoop® Suture w/ Straight Needle	AR-7234
#2 FiberStick™ Suture, 50 in (blue), one end stiffened, 12 in	AR-7209

### Implants

Product Description	Item Number
FiberTag® TightRope Implant	AR-1588RTT
FiberTag TightRope ABS Implant	AR-1588TNT
TightRope II RT Implant w/ Deploying Suture	AR-1588RT-2J
TightRope II RT Implant w/ FiberTape® Suture for InternalBrace™ Technique	AR-1588RT-IB
ACL BioComposite SwiveLock® Fixation Kit	AR-1593-BC
ACL PEEK SwiveLock Fixation Kit	AR-1593-P
TightRope II ABS Implant	AR-1588TN-20
TightRope II ABS Implant, open	AR-1588TN-21
TightRope ABS Button, round, concave, 11 mm	AR-1588TB-3


### FastThread™ BioComposite Interference Screws

Product Description	Item Number
6.0 mm × 20 mm Screws (used with 6.0 mm driver)	AR-4020C-06
7.0 mm-10 mm × 20 mm Screws	AR-4020C-07 – 10
7.0 mm-12 mm × 30 mm Screws	AR-4030C-07 – 12

### Literature

Product Description	Item Number
Collateral Ligament Brochure	LB1-0127-EN

## Medial Collateral Ligament (MCL) Augmentation



### MCL Implant System for *Internal/Brace* Repair



Product Description	Item Number
MCL Implant System for <i>Internal/Brace</i> Repair	AR-5511-CP
BioComposite SwiveLock Anchor, 4.75 mm × 15 mm, qty. 2	
Shoehorn Cannula	
Cannulated Drill Bit, 4.5 mm	
Guide Pins, 2.4 mm × 8.0 in, qty. 2	
SwiveLock Punch/Tap, 4.75 mm, disposable	
FiberTape Suture, 17 in	
#2 FiberWire® Suture, qty. 2	

The MCL implant system for *Internal/Brace*™ repair consists of a 2 mm-wide FiberTape® suture that spans the distance between 2 knotless SwiveLock® anchors to augment primary MCL repairs during the healing period. FiberTape sutures have been used for 10 years in more than 1.5 million tendon or ligament-bridging repairs.<sup>1</sup>

#### Reference

1. Arthrex, Inc. LA1-0237-EN. Naples, FL; 2009.


## FiberTag® TightRope® Implant



The FiberTag TightRope implant facilitates attachment of single-stranded grafts to the ACL TightRope RT and ABS implants. FiberTag suture is integrated into the TightRope implant for a strong, consistent connection between the suture and TightRope loop. A simplified suturing technique, along with innovative packaging and the new GraftClamp instrument, make graft preparation fast and reproducible.

Product Description	Item Number
ACL TightRope w/ FiberTag Suture	AR-1588RTT
ACL TightRope w/ FiberTag Suture, ABS	AR-1588TNT
GraftClamp Graft Preparation Instrument	AR-2386T

## ACL TightRope® II Implant



As the first adjustable-loop cortical suspensory fixation implant to use a flat SutureTape design, the new ACL TightRope II implant offers better handling characteristics and is more resistant to graft abrasion or tissue pull-through than traditional round sutures.<sup>1</sup> Engineered for precise graft tensioning, the adjustable-loop mechanism allows for incremental retensioning of the graft construct after the implants have been secured on the cortex. The redesigned cortical button now incorporates a proprietary knotless fifth locking mechanism, increasing strength and resistance to cyclic displacement.<sup>2</sup>

Product Description	Item Number
<b>Implants</b>	
ACL TightRope II RT w/ Deploying Sutures	AR-1588RT-2J
ACL TightRope II RT for <i>InternalBrace</i> ™ Technique	AR-1588RT-IB
BTB TightRope II w/ Deploying Sutures	AR-1588BTB-2J
BTB TightRope II for <i>InternalBrace</i> Technique	AR-1588BTB-IB
TightRope II ABS Implant	AR-1588TN-20
TightRope II ABS Implant, open	AR-1588TN-21
<b>ABS Buttons</b>	
Concave TightRope ABS Button 11 mm, round	AR-1588TB-3
Concave TightRope ABS Button 14 mm, round	AR-1588TB-4
Concave TightRope ABS Button 20 mm, round	AR-1588TB-5

### References

1. Arthrex, Inc. Data on file (LA1-00038-EN\_B). Naples, FL; 2017.
2. Arthrex, Inc. Data on file (APT-G01155). Munich, Germany; 2020.

## SwiveLock® ACL Repair Kit



Over the past decade, there has been a renewed interest in primary repair as a potential treatment for certain patterns of ACL rupture. Primary ACL repair, performed through an arthrotomy, was largely abandoned by the mid-1990s due to unpredictable and inconsistent clinical outcomes.

However, careful analysis of the older data reveals that certain subgroups, especially patients with proximal tears and good to excellent tissue quality, had better clinical outcomes than the group as a whole.<sup>1</sup>

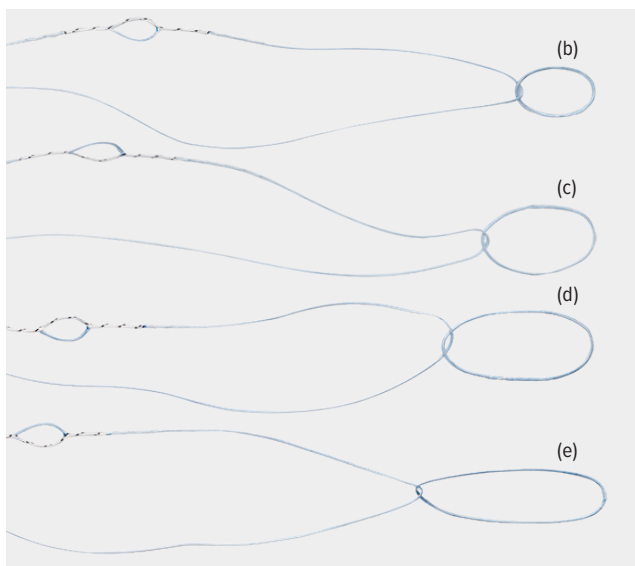
Product Description	Item Number
ACL SwiveLock® Anchor Repair Kit	AR-1594
8.0 mm × 30 mm PassPort Button™ Cannula 2.4 mm Crown-Tip Drill Guide 2.4 mm Cannulated Drill w/ SutureLasso™ Suture Passer SD Loop #2 TigerWire® Suture #2 FiberWire® Suture 4.75 mm SwiveLock Anchor Punch/Tap (2x) BioComposite SwiveLock Anchor, 4.75 mm × 19.1 mm SwiveLock Anchor 4.75 mm × 19.1 mm w/ Extended Length FiberTape® Loop	

Product Description	Item Number
2.4 mm Cannulated Drill w/ SutureLasso Suture Passer SD Loop	AR-1594D-24

### Reference

- van der List JP, DiFelice GS. Role of tear location on outcomes of open primary repair of the anterior cruciate ligament: a systematic review of historical studies. *Knee*. 2017;24(5):898-908. doi:10.1016/j.knee.2017.05.009

## TightRope® ACL Repair System




The TightRope ACL repair system is the first knotless, tensionable system designed for ACL primary repair. This implant comes preassembled with a FiberTape® suture for use with the *InternalBrace*™ technique. This implant uses FiberRing™ sutures to stitch the torn ligament tissue. The FiberRing sutures are then connected to the ACL repair TightRope implant, enabling precise tensioning and retensioning of the ligament after cycling the leg. FiberRing sutures are available in multiple sizes to accommodate various stitching techniques.

Product Description	Item Number
ACL Repair TightRope Implant w/ FiberTape Suture for <i>InternalBrace</i> Technique (a)	AR-1588R-IB
ACL Button for <i>InternalBrace</i> Technique	AR-1588TB-IB
FiberRing w/ Shuttle Loop, 25 mm (b)	AR-7282-25
FiberRing w/ Shuttle Loop, 35 mm (c)	AR-7282-35
FiberRing w/ Shuttle Loop, 45 mm (d)	AR-7282-45
FiberRing w/ Shuttle Loop, 55 mm (e)	AR-7282-55

### Additional Products

Product Description	Item Number
FlipCutter® III Drill	AR-1204FF
RetroConstruction™ Drill Guide System Instrument	AR-1510S
ACL ToolBox Instrument Set	AR-1900S

## FastThread™ BioComposite Interference Screw



FastThread BioComposite interference screws are a completely new design with a prominent leading and large thread pitch to facilitate screw engagement and advancement. Vented sidewalls and screw geometry decrease material by 22% without losing insertion or fixation strength.<sup>1</sup> The cannulation and fenestrations in the screw design allow for bony ingrowth and channeling of biologic growth factors during healing.<sup>1</sup>

The screws, which come in 20 mm and 30 mm lengths, offer excellent strength on insertion and have been biomechanically tested.<sup>2</sup>

### FastThread BioComposite Interference Screws

Product Description	Item Number
6.0 mm × 20 mm (used with 6.0 mm driver)	AR-4020C-06
7.0 mm-10 mm × 20 mm Screws	AR-4020C-07 – 10
7.0 mm-12 mm × 30 mm Screws (a)	AR-4030C-07 – 12

### Drivers for 6.0 mm × 20 mm Screws

Product Description	Item Number
Quick Connect Driver, for 6.0 mm-diameter screws only (trilobe)	AR-4019D-1
Quick Connect Driver Shaft	AR-4019D-1

### Drivers for 7.0 mm-12 mm Screws

Product Description	Item Number
SlapDriver, fixed, for 20 mm and 30 mm lengths only (hexalobe)	AR-1996SD
SlapDriver, fixed, for 20 mm-length screws only (hexalobe)	AR-4020SD
Fixed Handle Driver for 20 mm Screws Only	AR-4020D
Quick Connect Driver for 20 mm Screws Only (b)	AR-4020D-1
Flexible Shaft Quick Connect Driver for 20 mm Screws Only	AR-4020DF
Nonratcheting Screwdriver Handle	AR-1999NR
SlapDriver, ratcheting quick connect handle	AR-1999SD


### Taps

Product Description	Item Number
Fixed Handle Taps, 6.0 mm-10 mm	AR-4020HT-06 – 10
Quick Connect Tap Shafts, 6.0 mm-10 mm	AR-4020T-06 – 10
Flexible Quick Connect Tap Shafts, 6.0 mm-10 mm	AR-4020TF-06 – 10

### References

1. Arthrex, Inc. LA1-00096-EN. Naples, FL; 2018.
2. Arthrex, Inc. LA1-00097-EN. Naples, FL; 2018.

## FastThread™ PEEK Interference Screw



The PEEK family of FastThread interference screws allows for insertion similar to metal screws by eliminating the need to tap.

- **Faster insertion:** Prominent leading thread and large thread pitch facilitate screw engagement and advancement
- **Strength:** Optimized screw threads improve pullout strength compared to longer screws of the same diameter<sup>1</sup>
- **Graft protection:** Thread design minimizes friction against the graft while the rounded end protects the graft at the aperture (20 mm screws are packaged with an insertion sheath)
- **PEEK-OPTIMA® material:** Affords advantages of metal screw insertion qualities but without visible hardware on imaging<sup>2</sup>

### FastThread PEEK Interference Screws

Product Description	Item Number
6.0 mm × 20 mm (used with 6.0 mm driver)	AR-4020P-06
7.0 mm-10 mm × 20 mm screw (a)	AR-4020P-07 – 10
7.0 mm-12 mm × 30 mm screw	AR-4030P-07 – 12

### Drivers for 6.0 mm × 20 mm Screws

Product Description	Item Number
Quick Connect Driver, for 6.0 mm-diameter screws only (trilobe)	AR-4019D-1
Quick Connect Driver Shaft	AR-4019D-1

### Drivers for 7.0 mm-12 mm Screws

Product Description	Item Number
SlapDriver, fixed, for 20 mm and 30 mm lengths only (hexalobe)	AR-1996SD
SlapDriver, fixed, for 20 mm-length screws only (hexalobe)	AR-4020SD
Fixed Handle Driver for 20 mm Screws Only	AR-4020D
Quick Connect Driver for 20 mm Screws Only (b)	AR-4020D-1
Flexible Shaft Quick Connect Driver for 20 mm Screws Only	AR-4020DF
Nonratcheting Screwdriver Handle	AR-1999NR
SlapDriver, ratcheting quick connect handle	AR-1999SD

### Taps

Product Description	Item Number
Fixed Handle Taps, 6.0 mm-10 mm	AR-4020HT-06 – 10
Quick Connect Tap Shafts, 6.0 mm-10 mm	AR-4020T-06 – 10
Flexible Quick Connect Tap Shafts, 6.0 mm-10 mm	AR-4020TF-06 – 10


### Screw Insertion Kit

Product Description	Item Number
Interference Screw Insertion Kit, w/ dilator and 1.1 mm trocar-tip guidewire	AR-1249TK
Trocar-Tip Guidewire, 1.1 mm, w/o dilator	AR-1249T

### References

1. Arthrex, Inc. LA1-00099-EN\_A. Naples, FL; 2018.
2. Wilde J, Bedi A, Altchek DW. Revision anterior cruciate ligament reconstruction. *Sports Health*. 2014;6(6):504-518. doi:10.1177/1941738113500910

## ACL ToolBox Instrumentation Set



The ACL ToolBox fits the needs of most modern ACL reconstructions. The streamlined, 3-layer case contains all the reusable instruments necessary for completing most common ACLR procedures and includes an open "pin mat" area for instruments. The toolbox contains the RetroConstruction™ drill guide set with commonly used ACL marking hooks. Multiple drill sleeves are included for all techniques and can be used with standard 2.4 mm pins, 3.0 mm RetroDrill® pins, and 3.5 mm FlipCutter® reamers.

### ACL ToolBox Set (AR-1900S)

Product Description	Item Number
Hook Probe 3.4 mm Tip w/ 5.0 mm Markings	AR-10010
Side-Release RetroConstruction Handle	AR-1510HR
Drill Sleeve for Side-Release Handle, 2.4 mm, ratcheting	AR-1510FD-24
Stepped Drill Sleeve, 10 mm step	AR-1204FDS-10
Stepped Drill Sleeve, 7.0 mm step	AR-1510FS-7
Drill Tip Guide Pin, 3.5 mm	AR-1250F
Cannulated Drill, 8.0 mm	AR-1208L
Cannulated Drill, 9.0 mm	AR-1209L
Cannulated Drill, 10 mm	AR-1214L
Cannulated Drill, 11 mm	AR-1217L
Parallel Guide Sleeve, 2.4 mm pins	AR-1245L
Offset Drill Guide, 3.5 mm	AR-1246-1
Offset Drill Guide Pin, 3.5 mm	AR-1246-3
Tunnel Plug for 8.0 mm-12 mm Drill Holes	AR-1258
Semitendinosus Stripper, 7.0 mm	AR-1278L
Tunnel/Notchplasty Rasp	AR-1282
Cannulated Headed Reamers, 8.0 mm-11 mm	AR-1408 – AR-1411
Reamer Handle and Pin Puller	AR-1415
Graft Harvesting Retractor	AR-1420
Femoral ACL Marking Hook, curved	AR-1510F-01
Footprint Femoral ACL Guide, left	AR-1510FL
Footprint Femoral ACL Guide, right	AR-1510FR
Tibial ACL Marking Hook for RetroConstruction Drill Guide	AR-1510T
RetroScrew® Driver, thin	AR-1586R
Guide Pin Sleeve, 2.4 mm	AR-1204F-24I
Obturator, 3.5 mm	AR-1204F-OB
Transportal ACL Guide, 6.0 mm offset	AR-1800-06
Transportal ACL Guide, 7.0 mm offset	AR-1800-07
Trans tibial Femoral ACL Drill Guide, 7.0 mm	AR-1801
Trans tibial Femoral ACL Drill Guide, 6.0 mm	AR-1804
Reusable Obturator for Tibial Tunnel Cannula	AR-1807
Graft Harvesting Cutting Guides, 8.5 mm, 9.5 mm, and 10.5 mm	AR-1809, 10, and 11
Notchplasty and Graft Harvesting Osteotome, 5.0 mm	AR-1830
Tunnel Notcher	AR-1844
Graft Sizing Block, 4.5 mm to 12 mm holes (0.5 mm increments)	AR-1886



## ACL ToolBox (Cont.)

Product Description	Item Number
Quick Connect BioComposite Interference Screwdriver	AR-1996CD-1
Quick Connect Driver Shaft, 6.0 mm	AR-4019D-1
Cannulated Screwdriver Shaft, 3.5 mm hex, Ø5.5 mm × 17 cm	AR-1998
FastThread™ Screw Tap, 7.0 mm quick connect	AR-4020T-07
FastThread Screw Tap, 8.0 mm quick connect	AR-4020T-08
FastThread Screw Tap, 9.0 mm quick connect	AR-4020T-09
FastThread Screw Tap, 10 mm quick connect	AR-4020T-10
SlapDriver, ratcheting quick connect	AR-1999SD
Parallel Graft Knife Handle	AR-2285H
Chuck Key	AR-8241
Atraumatic Hamstring Harvester	AR-10300
ACL ToolBox Instrumentation Case	AR-1900C

### Optional

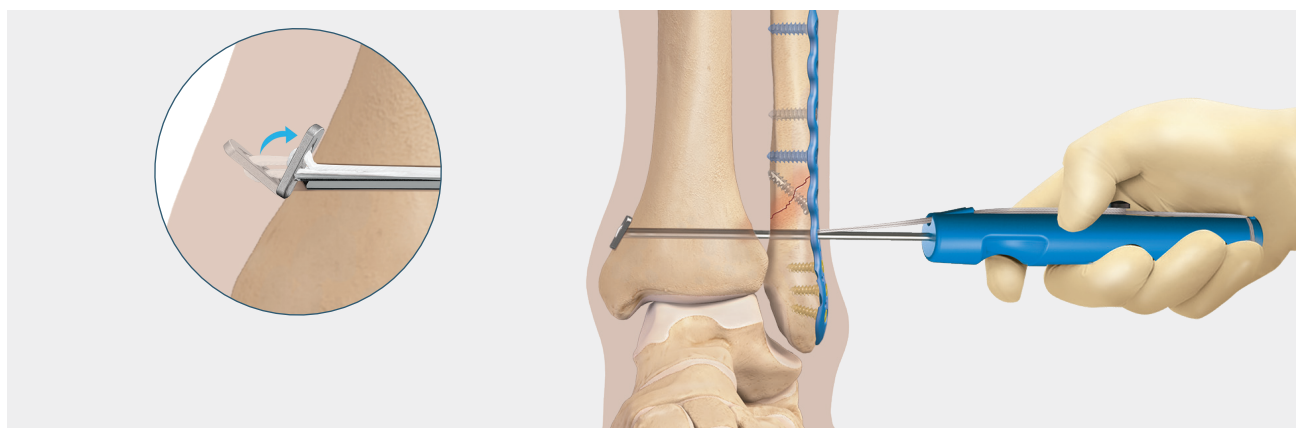
Product Description	Item Number
RetroConstruction™ Marking Hook for Tibial ACLR, 52.5° (for RetroDrill® pin)	AR-1510R
Tibial ACL Drill Guide, pin tip	AR-1510GT
Universal Instrument Case	AR-1817C



# Foot and Ankle

Syndesmosis TightRope® XP Implant System .....	68
Syndesmosis TightRope XP Buttress Plate Implant System.....	69
FibuLock® Fibular Nail System .....	70
Ankle Fracture Management System .....	72
Posterolateral Fibula Plates – Stainless Steel .....	75
Stainless Steel Pilon Fracture Plating System.....	77
Titanium Ankle Fracture System.....	79
Titanium Pilon Fracture Plating System .....	81
Primary Pilon Fusion System.....	84
KreuLock™ Screw System, Titanium.....	85
KreuLock Screw System, Stainless Steel.....	87
ArthroFX® External Fixation System .....	88
Small External Fixation.....	89
Arthrex Tibial Nail.....	90
Mini Comprehensive Fixation System (CFS) – Foot.....	92
Trauma Mini Frag .....	96
Calcaneal Fracture System.....	100
5th Metatarsal Fracture System .....	102
Compression FT Screw System (Micro, Mini, and Standard).....	105
Compression FT Screw System (Large and X-Large) .....	107
Lisfranc Fixation System for <i>InternalBrace</i> ™ Technique .....	109
Knotless Mini TightRope Implant for Lisfranc Fixation .....	110

## Syndesmosis TightRope® XP Implant System



The Syndesmosis TightRope XP implant system features a unique delivery mechanism that allows the surgeon to insert the implant without pulling a needle through the medial skin. The system also gives the user control to flip the medial oblong button below the skin for less soft-tissue interposition.

### Advantages:

- Improved reduction compared to syndesmosis screws<sup>1</sup>
- Improved maintenance of reduction compared to syndesmosis screws<sup>2</sup>
- Improved patient outcomes compared to syndesmosis screws<sup>3</sup>
- No need for routine removal

### Syndesmosis TightRope XP Implant System, Stainless Steel

Product Description	Item Number
Drill Guide XP Drill Bit, solid, 3.7 mm Drill Bit, cannulated, 3.7 mm XP Suture Tensioning Handles, qty. 2 Syndesmosis TightRope XP Inserter Guidewire w/ Trocar Tip, 0.049 in Guidewire Sleeve	<b>AR-8925SS</b>

### References

1. Naqvi GA, Cunningham P, Lynch B, Galvin R, Awan N. Fixation of ankle syndesmotom injuries: comparison of tightrope fixation and syndesmotom screw fixation for accuracy of syndesmotom reduction. *Am J Sports Med.* 2012;40(12):2828-2835. doi:10.1177/0363546512461480
2. Cottom JM, Hyer CF, Philbin TM, Berlet GC. Transosseous fixation of the distal tibiofibular syndesmosis: comparison of an interosseous suture and endobutton to traditional screw fixation in 50 cases. *J Foot Ankle Surg.* 2009;48(6):620-630. doi:10.1053/j.jfas.2009.07.013
3. Laflamme M, Belzile EL, Bédard L, van den Bekerom MP, Glazebrook M, Pelet S. A prospective randomized multicenter trial comparing clinical outcomes of patients treated surgically with a static or dynamic implant for acute ankle syndesmosis rupture. *J Orthop Trauma.* 2015;29(5):216-223. doi:10.1097/BOT.0000000000000245

### Syndesmosis TightRope XP Implant System, Titanium

Product Description	Item Number
Drill Guide XP Drill Bit, solid, 3.7 mm Drill Bit, cannulated, 3.7 mm XP Suture Tensioning Handles, qty. 2 Syndesmosis TightRope XP Inserter Guidewire w/ Trocar Tip, 0.049 in Guidewire Sleeve	<b>AR-8925T</b>

### Optional


Product Description	Item Number
Syndesmosis Probe	<b>AR-8925P</b>

### Literature

Product Description	Item Number
Syndesmosis TightRope XP Implant System Surgical Technique Guide	<b>LT1-00082-EN</b>

### Multimedia

Product Description	Item Number
Syndesmosis TightRope XP Implant System, animation	<b>AN1-00289-EN</b>
Syndesmosis Repair Featuring the Syndesmosis TightRope XP Implant System, Presented by Thomas G. Harris, MD, video	<b>VPT1-00946-EN</b>
Syndesmosis TightRope XP Implant System, Presented by Lorenzo Gamez, MD, video	<b>VPT1-00941-EN</b>
Syndesmosis TightRope® XP Implant, Presented by Benjamin Maxson, DO, video	<b>VID1-0006345-en-US</b>
Syndesmosis Repair Utilizing the Knotless TightRope Implant System, Presented by John Riehl, MD, video	<b>VID1-00934-EN</b>
Ankle Fracture ORIF Utilizing the Syndesmosis TightRope Fixation, Presented by J. Chris Coetzee, MD, video	<b>VID1-00606-EN</b>
What Is the Most Effective Implant for Reduction and Fixation of the Syndesmosis?, Presented by Kaitlin C. Neary, MD, video	<b>VID1-000205-EN</b>
Syndesmosis TightRope® XP Implant, Presented by Benjamin Maxson, DO, video	<b>VID1-0006345-en-US</b>



The Syndesmosis TightRope XP buttress plate implant system is designed to treat syndesmotic injuries of the ankle. The unique syndesmosis plate has 17.5 mm between the holes to disperse the force of the Syndesmosis TightRope XP implants over the fibula. The thinner profile of the plate and additional BB-Tak holes allow for minimally invasive placement of the plate. Two titanium TightRope XP implants are included in the system, along with the appropriate drills, guidewires, and BB-Taks.

### Syndesmosis TightRope XP Buttress Plate Implant System

Product Description	Item Number
Syndesmosis TightRope XP Implant, Ti, qty. 2	<b>AR-8959TDS</b>
TwoH Plate, Ti	
BB-Tak, threaded, qty. 2	
Guidewire	
Drill Guide	
Drill Bit, cannulated, 3.7 mm	
Drill Bit, solid, 3.7 mm	
TightRope Guidewire Sleeve	

### Individual Syndesmosis TightRope Plates

Product Description	Item Number
TwoH Plate, stainless steel, sterile	<b>AR-8959-01S</b>
TwoH Plate, Ti, sterile	<b>AR-8959-02S</b>

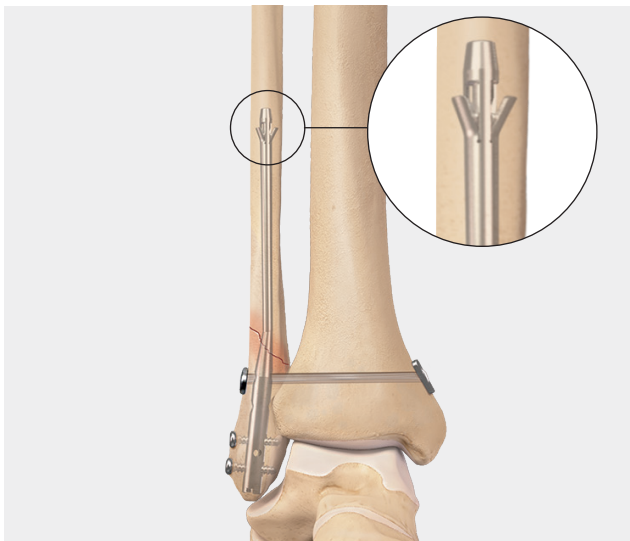
### Literature

Product Description	Item Number
Syndesmosis TightRope XP Buttress Plate Implant System Surgical Technique	<b>LT1-000161-en-US</b>

### Multimedia

Product Description	Item Number
Dual Syndesmosis TightRope Implant System, animation	<b>AN1-00151-EN</b>
Managing High Ankle Sprains With Syndesmosis TightRope Fixation System, Presented by Norman E. Waldrop III, MD, video	<b>VID1-00996-EN</b>
Dual Syndesmosis TightRope Implant System, Presented by Norman E. Waldrop III, MD, video	<b>VID1-01228-EN</b>

## FibuLock® Fibular Nail System



The FibuLock fibular nail is a novel solution for addressing ankle fractures using a minimally invasive technique that may reduce the risk of wound complications associated with ORIF.<sup>1</sup> The innovative talons provide proximal fixation to maintain length, alignment, and rotation of the fracture.

- Minimally invasive
- All-inside ankle fracture
- Innovative proximal fixation
- Compatible with the Syndesmosis TightRope® XP implant
- Left- and right-specific

### Reference

1. Walton DM, Adams SB, Parekh SG. Intramedullary fixation for fractures of the distal fibula. *Foot Ankle Int.* 2016;37(1):115-123. doi:10.1177/1071100715622392

## Fibulock Fibular Nail System (AR-8973S)

Product Description	Item Number
<b>Instruments</b>	
Outrigger Targeting Guide	AR-8973-01
Outrigger Compression Screw Guide	AR-8973-02
Hub Attachment Screw	AR-8973-03
Impactor Cap	AR-8973-04
Compression Driver	AR-8973-05
Tissue Protector, double-sided	AR-8973-06
Drill Guide Sleeve	AR-8973-07
Drill Guide, 2 mm	AR-8973-08
Drill Bit, syndesmosis, 2.5 mm, qty. 2	AR-8973-25
Drill Guide, syndesmosis, 2.5 mm	AR-8973-09
Drill Bit, syndesmosis TightRope implant, 3.7 mm, qty. 2	AR-8973-37
Drill Guide, syndesmosis TightRope implant, 3.7 mm	AR-8973-10
FibuLock Hexalobe Driver, T10, qty. 2	AR-8973-11
FibuLock Hexalobe Driver, T15, cannulated, qty. 2	AR-8973-12
Fracture Finger/Guidewire Inserter	AR-8973-13
Implant Insertion Guide	AR-8973-14
Parallel Drill Guide, 1.6 mm	AR-8973-15
FibuLock Nail Tray Insert	AR-8943C-FN
<b>Implants</b>	
Fibula Nail, left, 3.0 mm × 130 mm	AR-8973L-30-130
Fibula Nail, right, 3.0 mm × 130 mm	AR-8973R-30-130
Fibula Nail, left, 3.0 mm × 180 mm	AR-8973L-30-180
Fibula Nail, right, 3.0 mm × 180 mm	AR-8973R-30-180
Fibula Nail, left, 3.8 mm × 130 mm	AR-8973L-38-130
Fibula Nail, right, 3.8 mm × 130 mm	AR-8973R-38-130
Fibula Nail, left, 3.8 mm × 180 mm	AR-8973L-38-180
Fibula Nail, right, 3.8 mm × 180 mm	AR-8973R-38-180
<b>Low Profile Screws, Stainless Steel</b>	
Nonlocking, cortical, 2.7 mm × 12 mm-24 mm (2.0 mm increments)	AR-8827-12 – 24
Nonlocking, cortical, 3.5 mm × 14 mm-60 mm (2.0 mm increments), 65 mm, 70 mm, 75 mm, 80 mm	AR-8835-14 – 80
Short Thread, cannulated, 4.0 mm × 40 mm-50 mm (2.0 mm increments), 55 mm, 60 mm	AR-8840C-40 – 60
<b>Disposable</b>	
Washer, 7.0 mm	AR-8870W

## FibuLock® Fibular Nail System (Cont.)

### FibuLock Removal Kit, Sterile

Product Description	Item Number
Removal Screw Strike Plate Deactivator	<b>AR-8973RK</b>

### FibuLock Implant System, Sterile

Product Description	Item Number
Actuation Driver Proximal Reamer, cannulated, 3.2 mm Distal Reamer, cannulated, 6.2 mm Drill, 2.0 mm Guidewire, spade tip, 1.1 mm × 22 in Guidewire, 1.6 mm × 12 in, qty 2 End Cap	<b>AR-8973DS</b>
<b>Optional</b>	
Reamer, long, cannulated, sterile, 3.2 mm	<b>AR-8973-32LS</b>
Reamer, cannulated, sterile, 4.0 mm	<b>AR-8973-40S</b>
Reamer, long, cannulated, sterile, 4.0 mm	<b>AR-8973-40LS</b>


### Literature

Product Description	Item Number
FibuLock Fibular Nail System Surgical Technique Guide	<b>LT1-00099-EN</b>

### Multimedia

Product Description	Item Number
FibuLock, animation	<b>AN1-00284-EN</b>
FibuLock Fibular Nail Talon Deployment, animation	<b>AN1-00285-EN</b>
FibuLock Nail Removal, animation	<b>AN1-00286-EN</b>
FibuLock Optional Fracture Compression Technique, animation	<b>AN1-00373-EN</b>
Ankle Fracture Surgical Stabilization Using the FibuLock Nail, Presented by Charles J. Jordan, MD, video	<b>VID1-01356-EN</b>
Trimalleolar Ankle Fracture Repair Using the FibuLock Nail, Presented by John T. Riehl, MD, video	<b>VPT1-00996-EN</b>
Comminuted Ankle Fracture Repair Using the FibuLock Nail, Presented by Thomas G. Harris, MD, video	<b>VPT1-01073-EN</b>
Weber C Ankle Fracture Stabilization Using the FibuLock Nail, Presented by Christopher R. Boone, MD, video	<b>VPT1-01049-EN</b>

## Ankle Fracture Management System



The Ankle Fracture Management System was developed to be the most comprehensive set available for the treatment of ankle fractures. All fibula plates are engineered to work seamlessly with our proven Syndesmosis TightRope® implants. The set includes 3.5 mm locking one-third tubular plates, 3.5 mm locking straight plates (reconstruction plates), and fracture-specific plates—locking medial hook plates, locking lateral hook plates, and anatomic distal fibular plates. The system can also be customized to include the FibuLock® fibular nail (a minimally invasive surgical solution for ankle fractures), posterolateral fibula plates, and/or 2.7 mm cortical screws depending on the surgeon's preferences.

### Ankle Fracture Management System (AR-8943S)

Product Description	Item Number
<b>Instruments for 2.7 mm and 3.0 mm Screws</b>	
Screwdriver, T10 hexalobe	AR-8943-08
Drive Shaft, T10 hexalobe, QC	AR-8944DH
Drill Guide, threaded, low profile, 2.7 mm, qty. 2	AR-8943-17
Drill Guide, 2.7 mm/2.0 mm	AR-8827D-02
Drill Guide, 3.0 mm/2.0 mm	AR-8943-31
<b>Disposables</b>	
Drill Bit, graduated, 2.0 mm, qty. 2	AR-8943-16
Drill Bit, 2.7 mm	AR-8827D-01
Drill Bit, 3.0 mm, qty. 2	AR-8943-36
<b>Instruments for 3.5 mm Cortical, Locking, 4 mm Cancellous Screws</b>	
Bone Tap, cancellous, 4.0 mm	AR-8940T
Countersink for 3.5 mm/4.0 mm screws	AR-8950-03
Screwdriver, T15 hexalobe	AR-8943-10
Hexalobe driver, T15	AR-8941DH
Drill Guide, 3.5 mm/2.5 mm	AR-8943-14
Bone Tap, 3.5 mm	AR-8935T
Drill Guide, locking, 3.5 mm, qty. 2	AR-8943-43
Drill Sleeve Insert, 2.5 mm	AR-8943-27
<b>Disposables</b>	
Drill Bit, 3.5 mm, qty. 2	AR-4160-35
Drill Bit, laser-marked at 3.5 in, graduated, 2.5 mm, qty. 2	AR-8943-42
Drill Bit, 2.5 mm, qty. 2	AR-8943-30
<b>Instruments for 4.0 mm Cannulated Screws</b>	
Drill Guide, 2.6 mm/1.35 mm	AR-8943-03
Depth Device, cannulated	AR-8943-04
Driver, T15 hexalobe, cannulated	AR-8943-09
Drive Shaft, QC, T15 hexalobe, cannulated	AR-8943-12
Bone Tap, cannulated, 4.0 mm	AR-8943-06
Countersink, cannulated, 4.0 mm	AR-8943-05
Parallel Drill Guide, 2.6 mm/1.35 mm	AR-8943-41
<b>Disposables</b>	
Drill Bit, cannulated, 2.6 mm, qty. 2	AR-8943-02

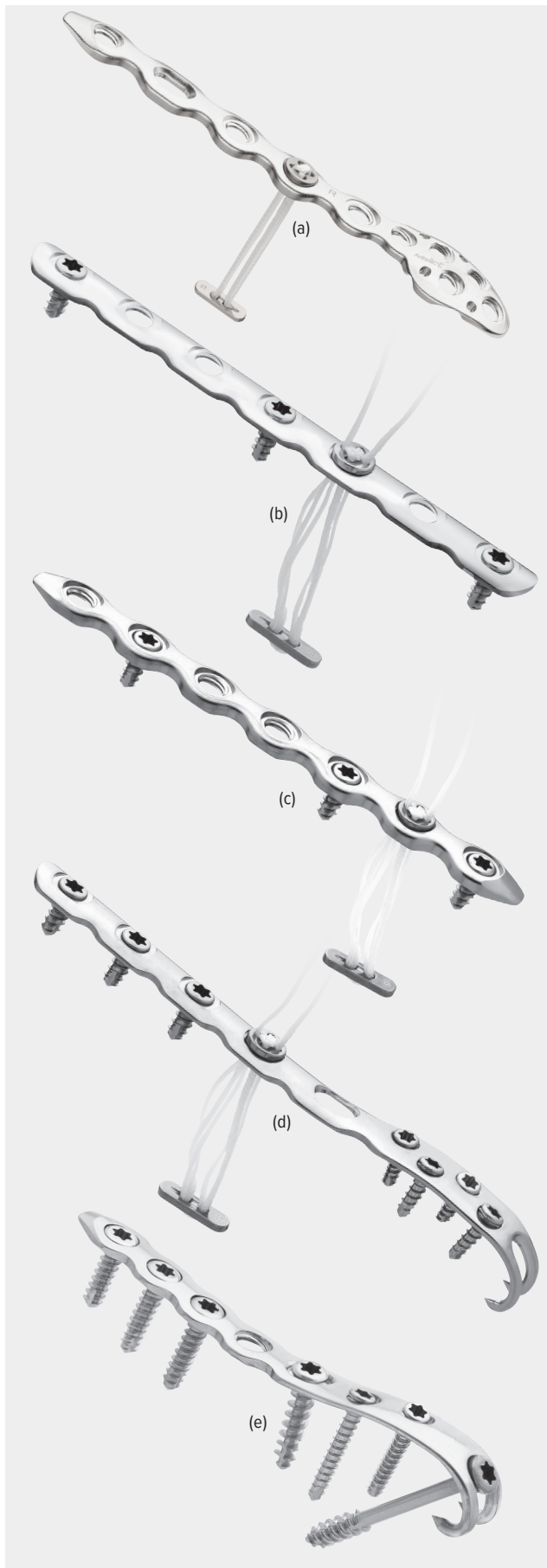


## Ankle Fracture Management System (Cont.)

Product Description	Item Number
<b>Instruments</b>	
Bone Reduction Forceps, curved, pointed, qty. 2	AR-8943-07
Holding Sleeve for 2.7 mm, 3.5 mm, and 4.0 mm screws	AR-8943-11
Driver Handle w/ AO Connection, cannulated	AR-13221AOC
Handle, ratcheting, QC, cannulated	AR-8950RH
Depth Device, low profile, 2.7 mm/3.5 mm/4.0 mm	AR-8943-15
Bending Iron, qty. 2	AR-8943-18
Freer Elevator	AR-8943-19
Periosteal Elevator, curved blade, 6.0 mm	AR-8943-20
Sharp Hook, qty. 2	AR-8943-21
Cup Curette, straight shaft, 100 mm	AR-8661
Hohmann Retractor, 8.0 mm	AR-13210
Hohmann Retractor, 15 mm	AR-8943-22
Lobster Claw, qty. 2	AR-8943-23
Weber Clamp	AR-8943-24
Screw Holding Forceps	AR-8941F
Aiming Guide, locking distal fibula plate, right	AR-8943-33
Aiming Guide, locking distal fibula plate, left	AR-8943-34
Aiming Guide, locking lateral hook plate	AR-8943-35
Tamp for Hook Plates	AR-8943-28
Ankle Fracture System Instrument Case	AR-8943C
<b>Disposables</b>	
Guidewire w/ Trocar Tip, threaded, 0.053 in (1.35 mm × 150 mm), qty. 6	AR-8943-38
Guidewire w/ Trocar Tip, 0.053 in (1.35 mm × 150 mm), qty. 6	AR-8943-01
Guidewire w/ Trocar Tip, 0.062 in (1.6 mm × 150 mm), qty. 6	AR-8941K
Guidewire w/ Trocar Tip, 0.078 in (2.0 mm × 130 mm), qty. 6	AR-8945K
Traction Post, threaded, 3.5 mm	AR-8970JD-35S
BB-Tak, qty. 2	AR-13226
BB-Tak, threaded, qty. 2	AR-13226T
Washer, 7.0 mm, qty. 6	AR-8870W

Product Description	Item Number
<b>Optional</b>	
Sizing Template	AR-8943BT
Syndesmosis Clamp	AR-8943-44
Syndesmosis Clamp Lid	AR-8943-44C
Verbrugge Forceps	AR-8943-39
Drill Sleeve, 2.0 mm	AR-8943-32
Drill Guide Sleeve Caddy	AR-8943C-32
Bending Guide, Locking, 3.5 mm	AR-8954-07
Screw Caddy, 2.7 mm	AR-8827C-10
Screw Caddy, 3.0 mm	AR-8943C-30
Ankle Fracture Screw Case (auxiliary)	AR-8943C-31
Two-Hole Buttress Plate, stainless steel	AR-8959-01S

## Ankle Fracture Management System (Cont.)

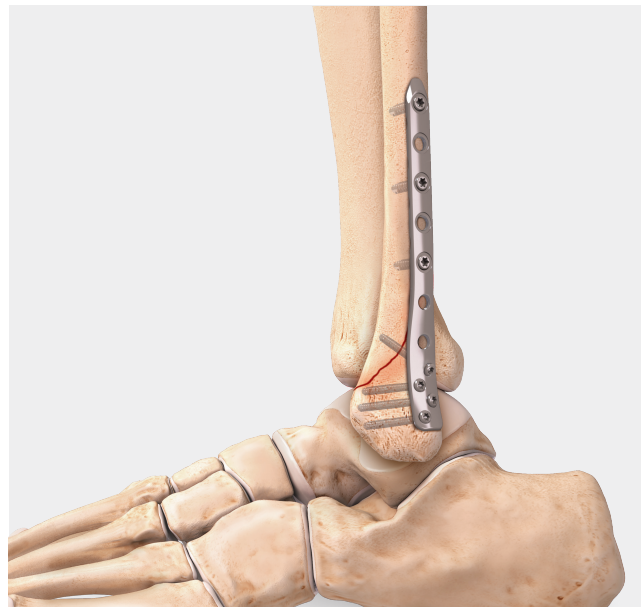


## Ankle Fracture Management Plates

Product Description	Item Number
<b>Plates</b>	
Locking Distal Fibula Plate, 4H, right	AR-8943DR-04
Locking Distal Fibula Plate, 5H, right <b>(a)</b>	AR-8943DR-05
Locking Distal Fibula Plate, 6H, right	AR-8943DR-06
Locking Distal Fibula Plate, 8H, right	AR-8943DR-08
Locking Distal Fibula Plate, 4H, left	AR-8943DL-04
Locking Distal Fibula Plate, 5H, left	AR-8943DL-05
Locking Distal Fibula Plate, 6H, left	AR-8943DL-06
Locking Distal Fibula Plate, 8H, left	AR-8943DL-08
Locking Straight Plate, 4H	AR-8943C-04
Locking Straight Plate, 6H	AR-8943C-06
Locking Straight Plate, 7H <b>(c)</b>	AR-8943C-07
Locking Straight Plate, 8H	AR-8943C-08
Locking Straight Plate, 10H	AR-8943C-10
Locking Straight Plate, 12H	AR-8943C-12
Locking Medial Hook Plate, 3H	AR-8943H-03
Locking Medial Hook Plate, 5H <b>(e)</b>	AR-8943H-05
Locking Medial Hook Plate, 7H	AR-8943H-07
Locking Third Tubular Plate, 4H	AR-8943T-04
Locking Third Tubular Plate, 5H	AR-8943T-05
Locking Third Tubular Plate, 6H	AR-8943T-06
Locking Third Tubular Plate, 7H <b>(b)</b>	AR-8943T-07
Locking Third Tubular Plate, 8H	AR-8943T-08
Locking Third Tubular Plate, 10H	AR-8943T-10
Locking Third Tubular Plate, 12H	AR-8943T-12
Locking Lateral Hook Plate, 3H	AR-8943TH-03
Locking Lateral Hook Plate, 5H <b>(d)</b>	AR-8943TH-05
Locking Lateral Hook Plate, 7H	AR-8943TH-07
<b>Plates – Special Order</b>	
Nonlocking Third Tubular Plate, 6H	AR-8943TNL-06
Nonlocking Third Tubular Plate, 7H	AR-8943TNL-07
Nonlocking Third Tubular Plate, 8H	AR-8943TNL-08
Locking Distal Fibula Plate, 10H, right, sterile	AR-8943DR-10S
Locking Distal Fibula Plate, 12H, right, sterile	AR-8943DR-12S
Locking Distal Fibula Plate, 14H, right, sterile	AR-8943DR-14S
Locking Distal Fibula Plate, 10H, left, sterile	AR-8943DL-10S
Locking Distal Fibula Plate, 12H, left, sterile	AR-8943DL-12S
Locking Distal Fibula Plate, 14H, left, sterile	AR-8943DL-14S

## Posterolateral Fibula Plates – Stainless Steel

Anatomic and straight stainless steel posterolateral fibula plates can be added to the Ankle Fracture Management System. They come standard in the Distal Tibia Plating System. Posterolateral plating techniques can aid in fracture reduction of spiral fibula fractures and potentially reduce hardware removal as plates are placed posteriorly on the fibula and not directly lateral where there is less soft-tissue coverage. The caddy also includes small, low-profile straight plates for reducing small fracture fragments on the fibula or tibia.




Posterolateral Fibula Plate Caddy (AR-8943C-PC-01)  
(fits inside AR-8943S)



Product Description	Item Number
<b>Plates</b>	
Posterolateral Distal Fibula Plate, 4H	AR-8963PLL-04
Posterolateral Distal Fibula Plate, 5H	AR-8963PLL-05
Posterolateral Distal Fibula Plate, 6H <b>(a)</b>	AR-8963PLL-06
Posterolateral Distal Fibula Plate, 8H	AR-8963PLL-08
Posterolateral Anatomic Distal Fibula Plate, 4H, left	AR-8963APLL-04
Posterolateral Anatomic Distal Fibula Plate, 6H, left	AR-8963APLL-06
Posterolateral Anatomic Distal Fibula Plate, 8H, left	AR-8963APLL-08
Posterolateral Anatomic Distal Fibula Plate, 10H, left	AR-8963APLL-10
Posterolateral Anatomic Distal Fibula Plate, 4H, right	AR-8963APLR-04
Posterolateral Anatomic Distal Fibula Plate, 6H, right	AR-8963APLR-06
Posterolateral Anatomic Distal Fibula Plate, 8H, right <b>(b)</b>	AR-8963APLR-08
Posterolateral Anatomic Distal Fibula Plate, 10H, right	AR-8963APLR-10
Straight Plate, 2H, 2.7 mm	AR-8963RM-02
Straight Plate, 3H, 2.7 mm	AR-8963RM-03
Straight Plate, 4H, 2.7 mm	AR-8963RM-04
Straight Plate, 5H, 2.7 mm <b>(c)</b>	AR-8963RM-05

## Ankle Fracture Management System (Cont.)



### Ankle Fracture Set Screw Caddy (AR-8943C-SC) (included in the AR-8943S)

Product Description	Item Number
<b>Low Profile Screws, Stainless Steel</b>	
2.7 mm Locking <i>Lengths: 10 mm-26 mm (2.0 mm increments)</i>	AR-8827L-10 – 26
3.0 mm Cancellous <i>Lengths: 10 mm-30 mm (2.0 mm increments)</i>	AR-8830-10 – 30
3.5 mm Cortical <i>Lengths: 10 mm-30 mm (2.0 mm increments), 35 mm-60 mm (5 mm increments)</i>	AR-8835-10 – 60
3.5 mm Locking <i>Lengths: 10 mm-20 mm (2.0 mm increments)</i>	AR-8835L-10 – 20
4.0 mm Cancellous, fully threaded <i>Lengths: 10 mm-24 mm (2.0 mm increments)</i>	AR-8840-10 – 24
4.0 mm Cannulated, short thread <i>Lengths: 30 mm-60 mm (5.0 mm increments)</i>	AR-8840C-30 – 60

### Ankle Fracture/Distal Tibia Screw System (AR-8943C-31) Optional Auxiliary Tray

Product Description	Item Number
<b>Low Profile Screws, Stainless Steel</b>	
2.7 mm Cortical <i>Lengths: 10 mm-60 mm (2.0 mm increments)</i>	AR-8827-10 – 60
2.7 mm Locking <i>Lengths: 10 mm-60 mm (2.0 mm increments)</i>	AR-8827L-10 – 60
3.0 mm Cancellous <i>Lengths: 10 mm-30 mm (2.0 mm increments)</i>	AR-8830-10 – 30
3.5 mm Cortical <i>Lengths: 10 mm-60 mm (2.0 mm increments), 65 mm-80 mm (5 mm increments)</i>	AR-8835-10 – 80
3.5 mm Locking <i>Lengths: 10 mm-40 mm (2.0 mm increments), 45 mm, 50 mm</i>	AR-8835L-10 – 50
4.0 mm Cancellous, fully threaded <i>Lengths: 10 mm-50 mm (2.0 mm increments), 55 mm, 60 mm</i>	AR-8840-10 – 60
4.0 mm Cannulated, Short Thread <i>Lengths: 30 mm-50 mm (2.0 mm increments), 55 mm, 60 mm</i>	AR-8840C-30 – 60
4.0 mm Cannulated, Long Thread <i>Lengths: 30 mm-50 mm (2.0 mm increments), 55 mm, 60 mm</i>	AR-8840CL-30 – 60
<b>Other Implants and Instruments</b>	
Drill Sleeve for 2.7 mm Locking Screws	AR-8943-32
Drill Sleeve for 3.5 mm Locking Screws	AR-8963-06

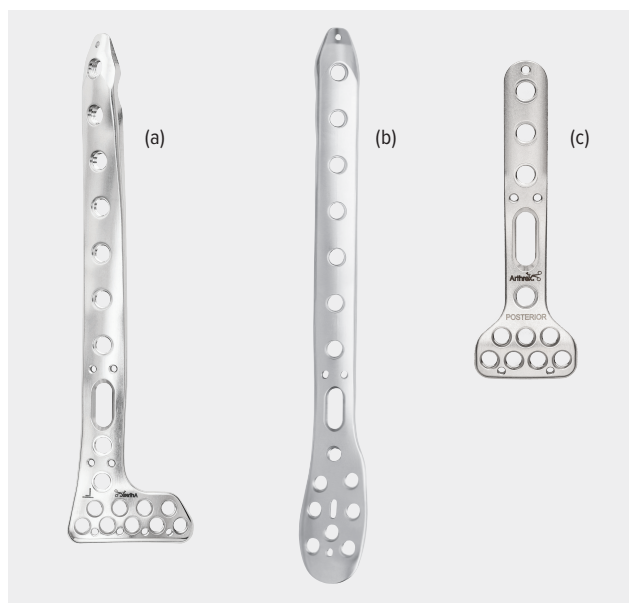
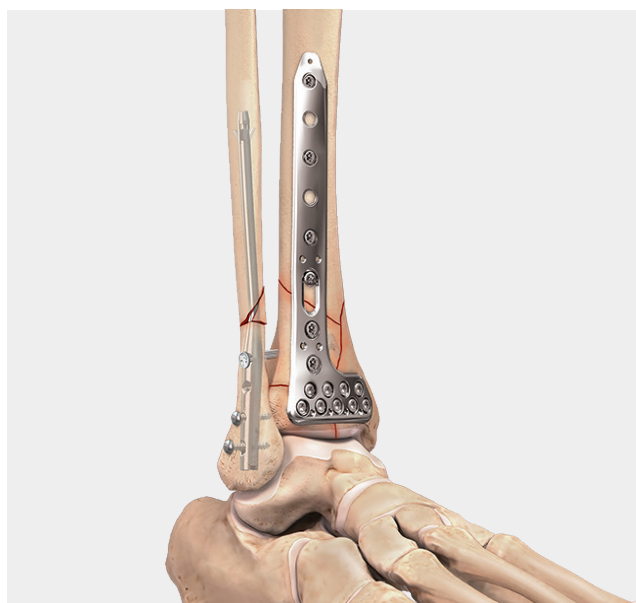
### Literature

Product Description	Item Number
Ankle Fracture Management System Surgical Technique Guide	LT1-00109-EN
Fracture Management Brochure	LB1-0020-EN

### Multimedia

Product Description	Item Number
Ankle Fracture Management System, animation	AN1-00127-EN
Lateral Hook Plate, animation	AN1-00037-EN
Medial Hook Plate, animation	AN1-00038-EN
Ankle Fixation With the Arthrex Ankle Set, Presented by John Riehl, MD, video	VPT1-00995-EN

## Stainless Steel Pilon Fracture Plating System




The Arthrex Distal Tibia Plating System was designed for the versatile treatment of distal tibia fractures. It includes anterolateral, medial, anterior, and posterior distal tibia plates and two designs of posterolateral fibula plates. The implants allow a high-density 2.7 mm screw fixation distally while still providing strength with 3.5 mm screws proximally. Particular attention was placed on maintaining a low-profile design by optimizing contour and fit to minimize soft-tissue irritation. The included color-coded instrumentation facilitates minimally invasive or open techniques.

### Distal Tibia System (AR-8963S)

Product Description	Item Number
<b>Instruments</b>	
Wire Sleeve Insert, 1.35 mm (top-hat)	AR-8963-03
Drill Guide, threaded, 2.7 mm	AR-8963-08
Depth Device for 1.35 mm Top-Hat	AR-8963-09
Depth Device, 2.7 mm/3.0 mm/3.5 mm/4.0 mm	AR-8963-01
Bone Tap, 3.5 mm × 100 mm	AR-8963-02
Torque Limiting Attachment	AR-8963TL-01
Insertion Handle, QC, 2.7 mm	AR-8963-07
Submuscular Tissue Elevator, QC	AR-8963-10
Medial Distal Tibia Plate Template	AR-8963-11
Anterolateral Distal Tibia Plate Template	AR-8963-12
Distal Tibia Set Case	AR-8963C
Straight Plate Caddy w/ Lid	AR-8963C-02

Product Description	Item Number
<b>Plates</b>	
Medial Distal Tibia Plate, 4H, left	AR-8963ML-04
Medial Distal Tibia Plate, 6H, left	AR-8963ML-06
Medial Distal Tibia Plate, 8H, left <b>(b)</b>	AR-8963ML-08
Medial Distal Tibia Plate, 10H, left	AR-8963ML-10
Medial Distal Tibia Plate, 12H, left	AR-8963ML-12
Medial Distal Tibia Plate, 14H, left	AR-8963ML-14
Medial Distal Tibia Plate, 16H, left	AR-8963ML-16
Medial Distal Tibia Plate, 4H, right	AR-8963MR-04
Medial Distal Tibia Plate, 6H, right	AR-8963MR-06
Medial Distal Tibia Plate, 8H, right	AR-8963MR-08
Medial Distal Tibia Plate, 10H, right	AR-8963MR-10
Medial Distal Tibia Plate, 12H, right	AR-8963MR-12
Medial Distal Tibia Plate, 14H, right	AR-8963MR-14
Medial Distal Tibia Plate, 16H, right	AR-8963MR-16
Anterolateral Distal Tibia Plate, 4H, left	AR-8963AL-04
Anterolateral Distal Tibia Plate, 6H, left	AR-8963AL-06
Anterolateral Distal Tibia Plate, 8H, left	AR-8963AL-08
Anterolateral Distal Tibia Plate, 10H, left	AR-8963AL-10
Anterolateral Distal Tibia Plate, 12H, left	AR-8963AL-12
Anterolateral Distal Tibia Plate, 14H, left	AR-8963AL-14
Anterolateral Distal Tibia Plate, 16H, left	AR-8963AL-16
Anterolateral Distal Tibia Plate, 18H, left	AR-8963AL-18
Anterolateral Distal Tibia Plate, 4H, right	AR-8963AR-04
Anterolateral Distal Tibia Plate, 6H, right	AR-8963AR-06
Anterolateral Distal Tibia Plate, 8H, right	AR-8963AR-08
Anterolateral Distal Tibia Plate, 10H, right <b>(a)</b>	AR-8963AR-10
Anterolateral Distal Tibia Plate, 12H, right	AR-8963AR-12
Anterolateral Distal Tibia Plate, 14H, right	AR-8963AR-14
Anterolateral Distal Tibia Plate, 16H, right	AR-8963AR-16
Anterolateral Distal Tibia Plate, 18H, right	AR-8963AR-18
Posterior Distal Tibia Plate, 3H	AR-8963P-03
Posterior Distal Tibia Plate, 5H <b>(c)</b>	AR-8963P-05
Posterior Distal Tibia Plate, 7H	AR-8963P-07
Posterior Distal Tibia Plate, 9H	AR-8963P-09

## Distal Tibia System (Cont.)



Product Description	Item Number
Anterior Distal Tibia Plate, 3H	AR-8963A-03
Anterior Distal Tibia Plate, 5H (e)	AR-8963A-05
Anterior Distal Tibia Plate, 7H	AR-8963A-07
Anterior Distal Tibia Plate, 9H	AR-8963A-09
Posterolateral Distal Fibula Plate, 4H	AR-8963PLL-04
Posterolateral Distal Fibula Plate, 5H	AR-8963PLL-05
Posterolateral Distal Fibula Plate, 6H (f)	AR-8963PLL-06
Posterolateral Distal Fibula Plate, 8H	AR-8963PLL-08
Posterolateral Anatomic Distal Fibula Plate, 4H, left	AR-8963APLL-04
Posterolateral Anatomic Distal Fibula Plate, 6H, left	AR-8963APLL-06
Posterolateral Anatomic Distal Fibula Plate, 8H, left	AR-8963APLL-08
Posterolateral Anatomic Distal Fibula Plate, 10H, left	AR-8963APLL-10
Posterolateral Anatomic Distal Fibula Plate, 4H, right	AR-8963APLR-04
Posterolateral Anatomic Distal Fibula Plate, 6H, right	AR-8963APLR-06
Posterolateral Anatomic Distal Fibula Plate, 8H, right (g)	AR-8963APLR-08
Posterolateral Anatomic Distal Fibula Plate, 10H, right	AR-8963APLR-10
Straight Plate, 2H, 2.7 mm	AR-8963RM-02
Straight Plate, 3H, 2.7 mm	AR-8963RM-03
Straight Plate, 4H, 2.7 mm	AR-8963RM-04
Straight Plate, 5H, 2.7 mm (d)	AR-8963RM-05

### Screws

Use screws in the Ankle Fracture/Distal Tibia Screw System – AR-8943C-31  
See entire list on p. 76

### Disposables

Guidewire w/ Trocar Tip, 1.35 mm, qty. 6	AR-8963-04
Drill Bit, calibrated, long, 2.0 mm	AR-8963-05

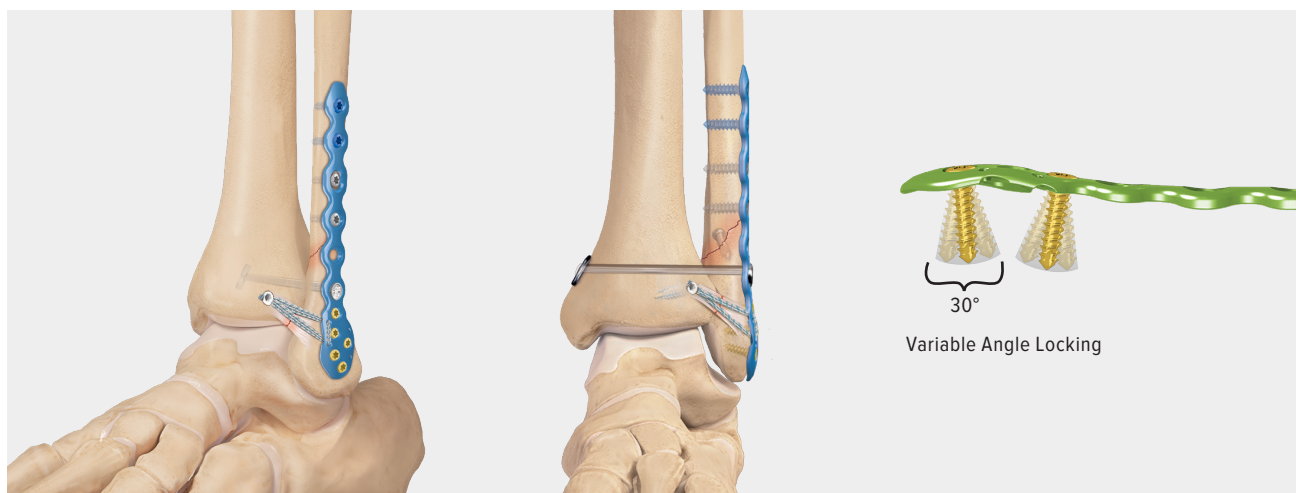
### Literature

Product Description	Item Number
Distal Tibia Plating System Surgical Technique Guide	LT1-00027-EN

### Multimedia

Product Description	Item Number
Anterolateral Distal Tibia Plate, animation	AN1-00168-EN
Pilon Fracture With Anterolateral and Posterior Distal Tibia Fracture Plating System, Presented by Jesse Doty, MD, video	VID1-00825-EN
Pilon Fracture Surgical Stabilization Using the Distal Tibia Plates, Presented by Charles J. Jordan, MD, video	VID1-01446-EN

## Titanium Ankle Fracture System



The ankle fracture portfolio continues to expand with the addition of our titanium plates. Plate options include locking third tubular plates, 3.5 mm reconstruction plates, locking distal fibula plates, hook plates, and posterolateral distal fibula plates. The fibula plates are designed for use with the Syndesmosis TightRope® XP implant and includes an oblong hole in the proximal shaft of the plate. The distal fibula plate also allows 3.0 mm VAL screws distally and suture eyelets used with the AITFL *Internal/Brace*™ technique.

### Titanium Ankle Fracture System (AR-9943S)

Product Description	Item Number
<b>Instruments for 3.0 mm and 3.5 mm Screws</b>	
Drill Guide, locking, 3.5 mm, qty. 2	AR-8943-43
Drill Guide, 3.5 mm/2.5 mm	AR-8943-14
Drill Guide, 3.0 mm/2.0 mm	AR-8943-31
Drill Guide, threaded, 2.7 mm, qty. 2	AR-8943-17
Drill Guide, VAL, 3.0 mm	AR-8933GV
Drill Guide, VAL, 3.0 mm, qty. 2	AR-8933GVN
Drill Sleeve Insert, 2.5 mm	AR-8943-27
Depth Device, cannulated	AR-8943-04
Countersink, cannulated, 4.0 mm	AR-8943-05
Bone Tap, 3.5 mm	AR-8935T
Driver Shaft, cannulated, QC, T15 hexalobe	AR-8943-12
Driver, T10 hexalobe	AR-8944DH
Driver, T15 hexalobe	AR-8941DH
Screwdriver, T10 hexalobe	AR-8943-08
Screwdriver, T15 hexalobe, cannulated	AR-8943-09
Screwdriver, T15 hexalobe	AR-8943-10
<b>Disposables</b>	
Drill Bit, calibrated, 2.0 mm qty. 2	AR-8943-16
Drill Bit, calibrated, 2.5 mm, qty. 2	AR-8943-42
Drill Bit, 2.5 mm, qty. 2	AR-8943-30
Drill Bit, 3.0 mm, qty. 2	AR-8943-36
Drill Bit, 3.5 mm, qty 2	AR-4160-35

Product Description	Item Number
<b>Instruments for 4.0 mm LPS Cannulated Screws</b>	
Drill Guide, 2.6 mm /1.35 mm	AR-8943-03
Drill Guide, 2.6 mm/1.35 mm	AR-8943-41
Bone Tap, 4.0 mm	AR-8940T
Bone Tap, cannulated, 4.0 mm	AR-8943-06
<b>Disposables</b>	
Drill Bit, cannulated, 2.6 mm, qty. 2	AR-8943-02
Guidewire w/ Trocar Tip, threaded, 1.35 mm, qty. 6	AR-8943-38
Guidewire w/ Trocar Tip, 1.35 mm, qty. 6	AR-8943-01
<b>Instruments</b>	
Hohmann Retractor, 8.0 mm	AR-13210
Hohmann Retractor, 15 mm	AR-8943-22
Driver Handle w/ AO connection, cannulated	AR-13221AOC
Cup Curette, straight shaft, 100 mm long	AR-8661
Screw Holding Forceps, self-retaining	AR-8941F
Depth Device, 2.7 mm/3.5 mm/4.0 mm screws	AR-8943-15
Countersink, 3.5 mm/4.0 mm	AR-8950-03
Bone Reduction Forceps, curved, pointed, qty. 2	AR-8943-07
Handle, QC, ratcheting, cannulated	AR-8700RH
Holding Sleeve for 2.7 mm, 3.5 mm, and 4.0 mm screws	AR-8943-11
Bending Iron, qty. 2	AR-8943-18
Freer Elevator	AR-8943-19
Periosteal Elevator, curved blade, 6.0 mm	AR-8943-20
Sharp Hook	AR-8943-21
Lobster Claw, qty. 2	AR-8943-23
Weber Clamp	AR-8943-24
Tamp for Hook Plates	AR-8943-28
Ankle Fracture System Instrument Case, titanium	AR-9943C
<b>Optional</b>	
Titanium Pilon Distal Fibula and Hook Plate Caddy	AR-9943C-PC-01
Two-hole Buttress Plate, Ti	AR-8959-02S

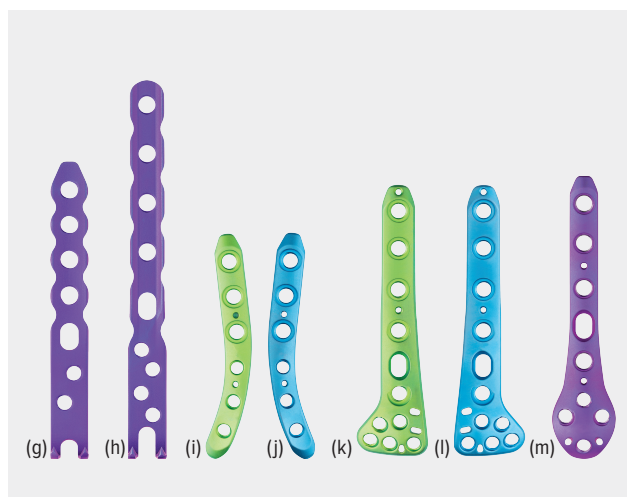
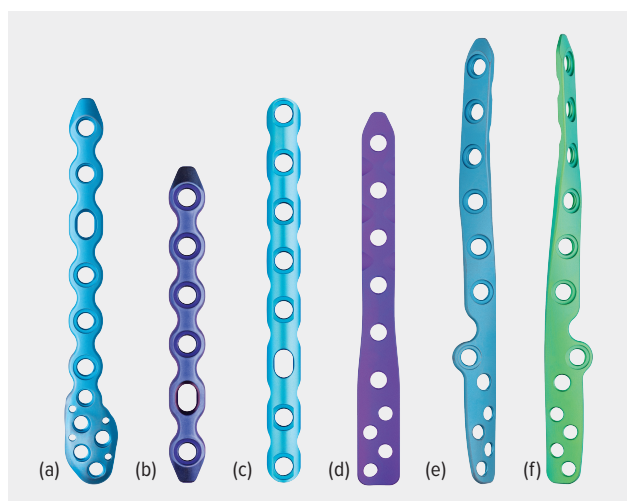
## Titanium Ankle Fracture System (Cont.)

Product Description	Item Number
<b>Plates</b>	
Locking Distal Fibula Plate, Ti, 4H, right	AR-9943BR-04
Locking Distal Fibula Plate, Ti, 5H, right	AR-9943BR-05
Locking Distal Fibula Plate, Ti, 6H, right	AR-9943BR-06
Locking Distal Fibula Plate, Ti, 8H, right	AR-9943BR-08
Locking Distal Fibula Plate, Ti, 10H, right	AR-9943BR-10
Locking Distal Fibula Plate, Ti, 12H, right	AR-9943BR-12
Locking Distal Fibula Plate, Ti, 14H, right	AR-9943BR-14
Locking Distal Fibula Plate, Ti, 4H, left	AR-9943BL-04
Locking Distal Fibula Plate, Ti, 5H, left (a)	AR-9943BL-05
Locking Distal Fibula Plate, Ti, 6H, left	AR-9943BL-06
Locking Distal Fibula Plate, Ti, 8H, left	AR-9943BL-08
Locking Distal Fibula Plate, Ti, 10H, left	AR-9943BL-10
Locking Distal Fibula Plate, Ti, 12H, left	AR-9943BL-12
Locking Distal Fibula Plate, Ti, 14H, left	AR-9943BL-14
Locking Straight Plate, Ti, 4H	AR-9943C-04
Locking Straight Plate, Ti, 6H (b)	AR-9943C-06
Locking Straight Plate, Ti, 7H	AR-9943C-07
Locking Straight Plate, Ti, 8H	AR-9943C-08
Locking Straight Plate, Ti, 10H	AR-9943C-10
Locking Straight Plate, Ti, 12H	AR-9943C-12
Locking Third Tubular Plate, Ti, 4H	AR-9943T-04
Locking Third Tubular Plate, Ti, 5H	AR-9943T-05
Locking Third Tubular Plate, Ti, 6H (c)	AR-9943T-06
Locking Third Tubular Plate, Ti, 7H	AR-9943T-07
Locking Third Tubular Plate, Ti, 8H	AR-9943T-08
Locking Third Tubular Plate, Ti, 10H	AR-9943T-10
Locking Third Tubular Plate, Ti, 12H	AR-9943T-12
Two-Hole Buttress Plate, Ti	AR-8959-02S
Posterolateral Distal Fibula Plate, Ti, 4H	AR-9963PLL-04
Posterolateral Distal Fibula Plate, Ti, 5H	AR-9963PLL-05
Posterolateral Distal Fibula Plate, Ti, 6H (d)	AR-9963PLL-06
Posterolateral Distal Fibula Plate, Ti, 8H	AR-9963PLL-08
Posterolateral Distal Fibula Plate, Ti, 10H	AR-9963PLL-10
Posterolateral Anatomic Distal Fibula Plate, Ti, 4H, right	AR-9963APLR-04
Posterolateral Anatomic Distal Fibula Plate, Ti, 6H, right (f)	AR-9963APLR-06
Posterolateral Anatomic Distal Fibula Plate, Ti, 8H, right	AR-9963APLR-08
Posterolateral Anatomic Distal Fibula Plate, Ti, 10H, right	AR-9963APLR-10
Posterolateral Anatomic Distal Fibula Plate, Ti, 4H, left	AR-9963APLL-04
Posterolateral Anatomic Distal Fibula Plate, Ti, 6H, left (e)	AR-9963APLL-06
Posterolateral Anatomic Distal Fibula Plate, Ti, 8H, left	AR-9963APLL-08
Posterolateral Anatomic Distal Fibula Plate, Ti, 10H, left	AR-9963APLL-10
Locking Medial Hook Plate, Ti, 3H	AR-9943H-03
Locking Medial Hook Plate, Ti, 5H (g)	AR-9943H-05
Locking Medial Hook Plate, Ti, 7H	AR-9943H-07
Locking Lateral Hook Plate, Ti, 3H	AR-9943TH-03
Locking Lateral Hook Plate, Ti, 5H (h)	AR-9943TH-05
Locking Lateral Hook Plate, Ti, 7H	AR-9943TH-07
Posteromedial Distal Tibia Plate, Ti, right, 4H	AR-9943PMTR-04
Posteromedial Distal Tibia Plate, Ti, right, 6H	AR-9943PMTR-06
Posteromedial Distal Tibia Plate, Ti, right, 8H	AR-9943PMTR-08
Posteromedial Distal Tibia Plate, Ti, left, 4H	AR-9943PMTL-04
Posteromedial Distal Tibia Plate, Ti, left, 6H	AR-9943PMTL-06
Posteromedial Distal Tibia Plate, Ti, left, 8H	AR-9943PMTL-08
Posterolateral Distal Tibia Plate, Ti, right, 4H	AR-9943PLTR-04
Posterolateral Distal Tibia Plate, Ti, right, 6H	AR-9943PLTR-06
Posterolateral Distal Tibia Plate, Ti, right, 8H	AR-9943PLTR-08
Posterolateral Distal Tibia Plate, Ti, left, 4H	AR-9943PLTL-04
Posterolateral Distal Tibia Plate, Ti, left, 6H	AR-9943PLTL-06
Posterolateral Distal Tibia Plate, Ti, left, 8H	AR-9943PLTL-08
Vertical Shear Distal Tibia Plate, Ti, 4H	AR-9943VS-04

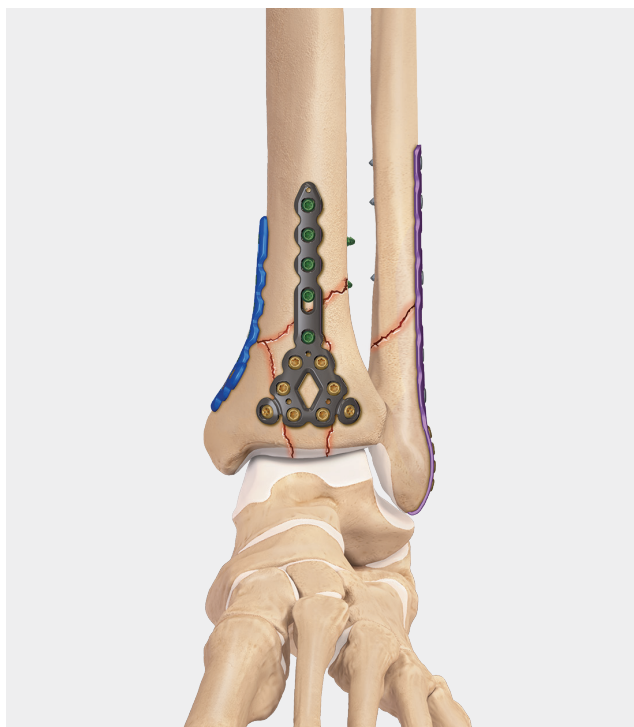
Product Description	Item Number
<b>Screws, Titanium</b>	
All screws come in 2.0 mm increments.	
VAL, 3.0 mm × 10 mm-26 mm	AR-8933V-10 – 26
Low Profile Screws (LPS), 3.0 mm × 10 mm-30 mm	AR-8933-10 – 30
Low Profile Screws (LPS), 3.5 mm × 10 mm-60 mm	AR-8935-10 – 60
Low Profile Screws (LPS), locking, 3.5 mm × 10 mm-20 mm	AR-8935L-10 – 20
Low Profile Screws (LPS), 4.0 mm × 10 mm-24 mm	AR-8940-10-24
QuickFix™ Screws, cannulated, cancellous, 4.0 mm × 30 mm-60 mm	AR-8740-30PTS – 60PTS
<b>Disposables</b>	
BB-Tak, threaded, qty. 2	AR-13226T
BB-Tak, qty. 2	AR-13226
Guidewire, 1.6 mm, qty. 6	AR-8941K
Guidewire w/ Trocar Tip, 1.5 mm, qty. 6	AR-8945K
Washer, 7.0 mm, qty. 6	AR-8740W

### Multimedia

Product Description	Item Number
Trimalleolar Ankle Fracture Dislocation Surgical Technique, Presented by Andre J. Pagliaro, MD, video	VID1-01454-EN







The Titanium Pilon Fracture Plating System is a comprehensive distal tibia plating system with a wide variety of plate lengths from short to extra-long. This plating system accepts both 2.7 mm and 3.5 mm cortical and VAL screws, based on surgeon preference and patient needs.

The plating system includes options for the following approaches:

- Anterolateral
- Medial
- Anterior
- Posterior
- T-plates
- Oblique T-plates
- L-plates

This system is a great complement for surgeons who prefer titanium plates and screws. It can be paired with the Arthrex Titanium Ankle Fracture System to help plate the fibula.

## Titanium Pilon Fracture Plating System

Product Description	Item Number
<b>Instruments</b>	
Guide Pin, 1.5 mm × 230 mm	0109-230
Guide Pin, fast threaded, 1.5 mm	0120-150
Temporary Fixation Pin, ankle plate	0121-000
Countersink	4006-000
Drill Guide, Hook Plate	0347-000
Drill Guide, Ankle Plate, 1.9 mm	0348-000
Drill Guide, 2.8 mm	0349-100
Drill Guide, snap-in, 2.8 mm	0352-100
Drill Guide, snap-in, 1.9 mm	0354-000
Drill Guide, 3.5 mm	0355-000
Drill Guide, impactor, lite hook plate	0369-000
Drill Guide, snap-in, lite plates, 2.8 mm	0370-000
Drill Guide, snap-in, lite plates, 1.9 mm	0371-000
Targeting Drill Guide, 2.8 mm	0380-000
Drill Guide, fixed angle, 2.8 mm	0381-000
Depth Gauge, drill pin, ankle plate	0541-000
Depth Gauge, hook tip, ankle plate	0543-000
Depth Gauge, hook tip	0550-000
Depth Gauge, hook tip, distal	0552-000
Depth Gauge, unicortical	0553-000
Screw Sheath	0643-000
Screw Sheath, targeting	0660-000
Obturator	0661-000
Forceps, lobster claw, serrated	0819-000
Forceps, plate holding	0824-200
Fixation Pin, temp, compression wheel	0832-100
Bending Iron, ankle plate	0843-000
Bending Iron, ankle plate	0843-100
Bending Iron, lite plate	0859-000
Bone Pick, 6.0 in	0900-000
Reduction Forceps, long ratchet	0901-100
Mini Hohmann Retractor, 8.0 mm blade	0903-000
Hohmann Retractor, 15 mm blade	0904-000
Suture Passing Dissector	0906-000
Lamina Spreader, ankle plate	0907-000
Queen Tong Forceps	0908-000
Prince Tong Forceps	0909-000
Elevator, periosteal, 5.0 mm	0911-000
Elevator, periosteal, 10 mm	0912-000
King Tong Forceps	0916-000
Elevator	0917-000
Reduction Forceps, angled	0918-000
Targeting Alignment Post	4914-000
Targeter Alignment Lock	4915-000
Targeter Alignment Post	4918-000
Attachment Bolt	4916-000
Parallel Drill Guide, 1.5 mm	0356-000
Targeter Alignment Lock	4919-000



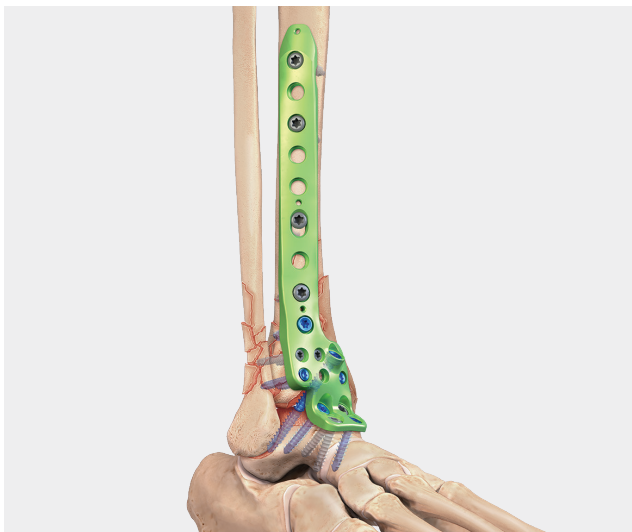
Product Description	Item Number
<b>Instruments (Cont.)</b>	
Targeting Arm, tibia plate, left	4920-000
Targeting Arm, tibia plate, right	4921-000
Driver, cannulated, T15	5014-000
Captured Screwdriver, T10	5015-100
Handle, axial, fixed, small, cannulated	5017-000
Handle, axial, fixed, small, A/O quick connect	5017-100
Screw Gripper	5022-000
Power Torque-Limiting Adaptor, 1.7 Nm	5023-000
Screwdriver, short, T10	5025-100
Torque-Limiting Handle, ratcheting, 1.7 Nm	5027-000
Wrench, targeter sheath	5040-000
Driver, T10	5042-000
Driver, targeter sheath	5044-000
Ankle Plate Contouring Tool	9127-000
Lower Extremity Instrument tray	9937-000
Lower Extremity Screw Tray	9938-000
Lower Extremity Plates Tray	9939-000
Lite Tray	9948-000
Proximal Tibia Plate Tray	9955-000
Proximal Tibia Instrument Tray	9956-000
Proximal Tibia Screw Tray	9957-000
<b>Plates</b>	
Medial Pilon Plate, short, 13H, left	3031-013
Medial Pilon Plate, medium, 17H, left	3031-017
Medial Pilon Plate, long, 21H, left	3031-021
Medial Pilon Plate, short, 13H, right	3032-013
Medial Pilon Plate, medium, 17H, right	3032-017
Medial Pilon Plate, long, 21H, right	3032-021

Product Description	Item Number
<b>Plates (Cont.)</b>	
Anterolateral Distal Tibia Plate, short, 15H, left	3035-015
Anterolateral Distal Tibia Plate, medium, 19H, left	3035-019
Anterolateral Distal Tibia Plate, long, left, 23H	3035-023
Anterolateral Distal Tibia Plate, short, right, 15H	3036-015
Anterolateral Distal Tibia Plate, medium, right, 19H	3036-019
Anterolateral Distal Tibia Plate, long, right, 23H	3036-023
Anterior Distal Tibia Plate, short, 11H	3039-011
Anterior Distal Tibia Plate, long, 13H	3039-013
Anterior Cortical Rim Plate, 5H	3040-005
Posterior Distal Tibia Plate, left	3041-009
Posterior Distal Tibia Plate, right	3042-009
Distal Hook Plate, short, 3H	3043-003
Distal Hook Plate, medium, 5H	3043-005
Distal Hook Plate, long, 7H	3043-007
Lateral Distal Fibula Plate, XS, left, 10H	3051-010
Lateral Distal Fibula Plate, short, left, 12H	3051-012
Lateral Distal Fibula Plate, XS, right, 10H	3052-010
Lateral Distal Fibula Plate, short, right, 12H	3052-012
Lateral Distal Fibula Plate, long, right, 15H	3052-015
Lateral Distal Fibula Plate, long, left, 15H	3051-015
Posterolateral Distal Fibula Plate, short, left, 9H	3053-009
Posterolateral Distal Fibula Plate, long, left, 12H	3053-012
Posterolateral Distal Fibula Plate, short, right, 9H	3054-009
Posterolateral Distal Fibula Plate, long, right, 12H	3054-012
Semi-Tubular Plate, 3H	3060-003
Semi-Tubular Plate, 5H	3060-005
Semi-Tubular Plate, 7H	3060-007
Semi-Tubular Plate, 9H	3060-009
Semi-Tubular Plate, 11H	3060-011
Straight Plate, 3H	3061-003
Straight Plate, 5H	3061-005
Straight Plate, 7H	3061-007
Straight Plate, 9H	3061-009
Straight Plate, 11H	3061-011
T-Plate, 2 × 3H	3062-005
T-Plate, 2 × 5H	3062-007
T-Plate, 3 × 3H	3063-006
T-Plate, 3 × 5H	3063-008
Oblique Plate, 3 × 3H, left	3064-006
Oblique T-Plate, 3 × 5H, left	3064-008
Oblique Plate, 3 × 3H, right	3065-006
Oblique Plate, 3 × 5H, right	3065-008
L-Plate, 3 × 2H, left	3066-005
L-Plate, 3 × 4H, left	3066-007
L-Plate, 3 × 2H, right	3067-005
L-Plate, 3 × 4H, right	3067-007
Washer, small fragment	3075-000



Product Description	Item Number
<b>Plates (Cont.)</b>	
Lite Distal Hook Plate, 4H	<b>3043-904</b>
Lite Distal Hook Plate, 6H	<b>3043-906</b>
Lite Distal Hook Plate, 8H	<b>3043-908</b>
Lite Semi-Tubular Plate, 3H	<b>3060-903</b>
Lite, Semi-Tubular Plate, 5H	<b>3060-905</b>
Lite Semi-Tubular Plate, 7H	<b>3060-907</b>
Lite Semi-Tubular Plate, 9H	<b>3060-909</b>
Lite Semi-Tubular Plate, 11H	<b>3060-911</b>
Lite Semi-Tubular Plate, 13H	<b>3060-913</b>
Lite Semi-Tubular Plate, 15H	<b>3060-915</b>
Lite Semi-Tubular Plate, 17H	<b>3060-917</b>
Lite Straight Plate, 3H	<b>3061-903</b>
Lite Straight Plate, 5H	<b>3061-905</b>
Lite Straight Plate, 7H	<b>3061-907</b>
Lite Straight Plate, 9H	<b>3061-909</b>
Lite Straight Plate, 11H	<b>3061-911</b>
Lite Straight Plate, 3H	<b>3061-913</b>
Lite Straight Plate, 15H	<b>3061-915</b>
Lite Straight Plate, 17H	<b>3061-917</b>
Lite T-Plate, 2 × 3H	<b>3062-905</b>
Lite T-Plate, 2 × 5H	<b>3062-907</b>
Lite T-Plate, 3 × 3H	<b>3063-906</b>
Lite T-Plate, 3 × 5H	<b>3063-908</b>
Lateral Proximal Tibia Plate, left, 2H	<b>3081-002</b>
Lateral Proximal Tibia Plate, left, 3H	<b>3081-003</b>
Lateral Proximal Tibia Plate, left, 5H	<b>3081-005</b>
Lateral Proximal Tibia Plate, left, 8H	<b>3081-008</b>
Lateral Proximal Tibia Plate, left, 11H	<b>3081-011</b>
Lateral Proximal Tibia Plate, left, 14H	<b>3081-014</b>
Lateral Proximal Tibia Plate, right, 2H	<b>3082-002</b>

Product Description	Item Number
<b>Plates (Cont.)</b>	
Lateral Plate, right, 3H	<b>3082-003</b>
Lateral Plate, right 5H	<b>3082-005</b>
Lateral Plate, right, 8H	<b>3082-008</b>
Lateral Plate, right, 11H	<b>3082-011</b>
Lateral Plate, right, 14H	<b>3082-014</b>
Posteromedial Plate, left, 4H	<b>3085-004</b>
Posteromedial Plate, left, 5H	<b>3085-005</b>
Posteromedial Plate, left, 8H	<b>3085-008</b>
Posteromedial Plate, right, 4H	<b>3086-004</b>
Posteromedial Plate, right, 5H	<b>3086-005</b>
Posteromedial Plate, right, 8H	<b>3086-008</b>
<b>Screws</b>	
2.7 mm Nonlocking, 2.7 mm × 10 mm-50 mm (2.0 mm increments)	<b>8083-010-050</b>
3.5 mm Nonlocking, 3.5 mm × 10 mm-50 mm (2.0 mm increments)	<b>8084-010-050</b>
3.5 mm Nonlocking, 3.5 mm × 55 mm-60 mm	<b>8084-055-060</b>
4.0 mm Nonlocking, 4.0 mm × 14 mm-50 mm (2.0 mm increments)	<b>8085-014-050</b>
4.0 mm Nonlocking, 4.0 mm × 55 mm-60 mm	<b>8085-055-060</b>
4.0 mm Partially Threaded, 4.0 mm × 18 mm-50 mm (2.0 mm increments)	<b>8086-018-050</b>
4.0 mm Partially Threaded, 4.0 mm × 55 mm-60 mm	<b>8086-055-060</b>
2.7 mm VAL, 2.7 mm × 10 mm-50 mm (2.0 mm increments)	<b>8087-010-050</b>
3.5 mm VA, 3.5 mm × 10 mm-50 mm (2.0 mm increments)	<b>8088-010-050</b>
3.5 mm VAL, 3.5 mm × 55 mm-60 mm	<b>8088-055-060</b>
3.5 mm Workhorse Screw, 3.5 mm × 20 mm-50 mm (2.0 mm increments)	<b>8100-020-050</b>
3.5 mm Workhorse Screw, 3.5 mm × 55 mm-60 mm	<b>8100-055-060</b>
<b>Disposables</b>	
Drill, 1.9 mm	<b>4008-000</b>
Drill, 2.8 mm	<b>4009-100</b>
Drill, cannulated, 2.8 mm	<b>4010-100</b>
Tap, cortical, A/O, 2.7 mm	<b>4023-000</b>
Tap, cortical, A/O, 3 mm	<b>4024-000</b>
Tap, cortical, A/O, 3.5 mm	<b>4024-100</b>
Drill, calibrated, A/O, 3.5 mm	<b>4025-000</b>
Drill, quick, 2.8 mm	<b>4027-000</b>
Drill, quick, 1.9 mm	<b>4028-000</b>
Tap, cortical, A/O, 4.0 mm	<b>4029-000</b>
Drill, proximal, calibrated, 2.8 mm	<b>4032-000</b>
Drill, distal, calibrated, 2.8 mm	<b>4040-000</b>



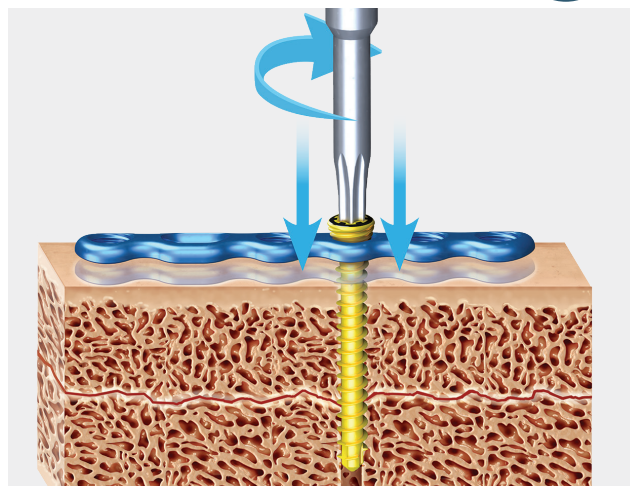
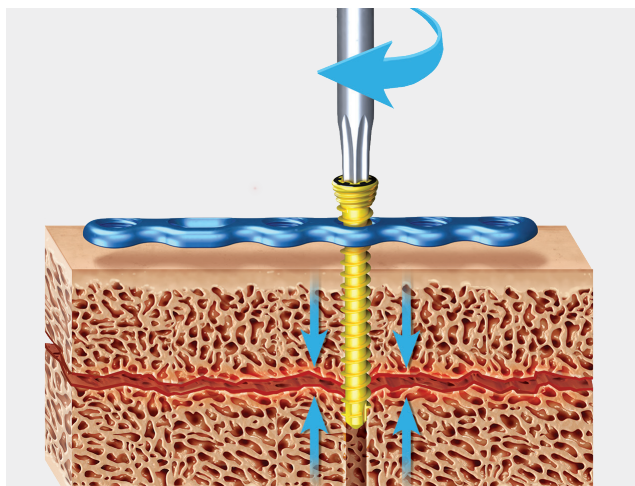
The Arthrex Primary Pilon Fusion System was designed for treatment of distal tibia fractures that require both fracture reduction and primary ankle arthrodesis. Severe damage to tibiotalar (TT) joint results in posttraumatic arthritis, pain, stiffness, and the need for secondary surgeries. The Primary Pilon Fusion System provides another option to address these severe fracture patterns with primary TT arthrodesis of the articular surface to avoid secondary surgery and chronic pain. Anterolateral and posterior approaches, depending on the fracture pattern, allow for fracture management, lengthy bridging techniques, anatomic implants, and fracture-specific locking configurations.

Primary Pilon Fusion System (AR-8963FS)

Product Description	Item Number
Screwdriver, T15 hexalobe	AR-8943-10
Drill Guide, 3.5/2.5 mm	AR-8943-14
Drill Guide, locking, 3.5 mm	AR-8943-43
Countersink, 3.5/ 4.0 mm	AR-8950-03
Depth Device, 3.5/4.0 mm	AR-8963-13
Chisel, Straight, 14 mm	AR-8963-14
Chisel, Curved, 14 mm	AR-8963-15
Chisel, Curved, 7.0 mm	AR-8963-16
Chisel, Straight, 7.0 mm	AR-8963-17
Cup Curette, 9.0 mm	AR-8963-18
Lag Drill Guide, 3.5 mm / 2.5 mm	AR-8963-21
Percutaneous Insertion Handle, 4.5 mm	AR-8963-24
Driver, T15 Hexalobe, 6.0 in, AO, qty. 2	AR-8963-25
Driver, T15 Hexalobe, 6.0 in, straight, AO, qty. 2	AR-8963-26
Primary Pilon Fusion Case	AR-8963C-03

Note: The Primary Pilon Fusion System is used in conjunction with the Ankle Fusion Plating System (AR-8970S-67 or -70).

Product Description	Item Number
<b>Plates</b>	
Anterolateral Pilon Fusion Plate, 5H, left	AR-8963ALF-05
Anterolateral Pilon Fusion Plate, 7H, left	AR-8963ALF-07
Anterolateral Pilon Fusion Plate, 9H, left	AR-8963ALF-09
Anterolateral Pilon Fusion Plate, 12H, left	AR-8963ALF-12
Anterolateral Pilon Fusion Plate, 5H, right	AR-8963ARF-05
Anterolateral Pilon Fusion Plate, 7H, right	AR-8963ARF-07
Anterolateral Pilon Fusion Plate, 9H, right	AR-8963ARF-09
Anterolateral Pilon Fusion Plate, 12H, right	AR-8963ARF-12
Posterior Pilon Fusion Plate, 5h	AR-8963PF-05
Posterior Pilon Fusion Plate, 7h	AR-8963PF-07
Posterior Pilon Fusion Plate, 9h	AR-8963PF-09
Posterior Pilon Fusion Plate, 12h	AR-8963PF-12
<b>Sterile Plates</b>	
Anterolateral Pilon Fusion Plate, 15h, left	AR-8963ALF-15S
Anterolateral Pilon Fusion Plate, 18h, left	AR-8963ALF-18S
Anterolateral Pilon Fusion Plate, 15h, right	AR-8963ARF-15S
Anterolateral Pilon Fusion Plate, 18h, right	AR-8963ARF-18S
Posterior Pilon Fusion Plate, 15h	AR-8963PF-15S
<b>3.5 mm Screws, Low-Profile, Ti</b>	
3.5 mm × 20 mm-60 mm (2.0 mm increments)	AR-8935-20-60
3.5 mm × 65 mm-80 mm (5.0 mm increments)	AR-8935-65-80
3.5 mm × 90 mm-120 mm (10 mm increments)	AR-8935-90-120
<b>3.5 mm Screws, Low-Profile, Ti, Locking</b>	
3.5 mm × 20 mm-50 mm (2.0 mm increments)	AR-8935L-20-50
3.5 mm × 55 mm-60 mm (5.0 mm increments)	AR-8935L-55-60
<b>Disposables</b>	
Drill Bit, 3.5 mm, qty. 2	AR-4160-35
Drill Bit, 2.5 mm, qty. 2	AR-8963-19
Guidewire, drill tip, 3.0 mm, qty. 4	AR-8963-20
Drill Bit, Calibrated, long, 3.0 mm	AR-8970-30L
Bone Tap	AR-8963-23



KreuLock locking compression screws combine the proven technology of the Headless Compression FT screws with a locking screw head to provide compression along the screw for treatment of fractures or fusions. They will also bring the plate to the bone.

- Variable-Stepped Thread Pitch – the screw tip’s wider thread pitch enters the bone faster than trailing threads, gradually compressing the fragments as the screw is advanced
- Locking Head – mates with existing plates
- Individual screw and instrument modules for each screw family
- Available in titanium and stainless steel

**KreuLock Screw System (AR-8787CLS)**

Product Description	Item Number
KreuLock Compression Screw Case	AR-8787CLC
Ratcheting Handle, AO QC	AR-8700RH
Screw Holding Forceps, self-retaining	AR-8941F

**KreuLock Screw System, 2.4, VAL, Ti (AR-8724VCLS)**

Product Description	Item Number
<b>Instruments</b>	
Profile Drill, VAL, 2.4 mm	AR-8724VD-01
Drill Guide, locking, 2.4 mm, qty. 2	AR-8950-04
Drill Guide, 1.7 mm / 2.5 mm	AR-8916-05
Drill Guide, VAL, 2.4 mm	AR-8724GV
Drill Guide, VAL, locking, 2.4 mm, qty. 2	AR-8724GVN
Depth Device, 2.4 mm	AR-13120G-2
Driver, T8, solid, qty. 2	AR-8916-27
KreuLock Compression Screw Caddy	AR-8724VCLC
<b>Accessories</b>	
KreuLock Compression Screw Caddy Lid	AR-8724VCLC-01
<b>Implants (order separately)</b>	
KreuLock Compression Screws, Ti, 2.4 mm × 10 mm-40 mm (2.0 mm increments)	AR-8724VCL-10 - 40

**Disposables**

Product Description	Item Number
Drill Bit, 1.7 mm, qty 2	AR-8916-14
Drill Bit, 2.4 mm	AR-4160-24
BB-Tak, threaded, qty 2	AR-13226T
BB-Tak, qty 2	AR-13226

**KreuLock Screw System, 3.0 VAL, Ti (AR-8933VCLS)**

Product Description	Item Number
<b>Instruments</b>	
Profile Drill, VAL, 3.0 mm	AR-8933VD-01
Drill Guide, 2.0 mm/3.0 mm	AR-8943-31
Drill Guide, locking, 3.0 mm, qty. 2	AR-8950-07
Drill Guide, VAL, 3.0 mm	AR-8933GV
Drill Guide, locking, VAL, 3.0 mm, qty 2	AR-8933GVN
Driver, T10, solid, qty 2	AR-8944DH
Depth Device, 3.0 mm	AR-4166
KreuLock Compression Screw Caddy	AR-8933VCLC
<b>Accessories</b>	
KreuLock Compression Screw Caddy Lid	AR-8933VCLC-01
<b>Implants (order separately)</b>	
KreuLock Compression Screws, Ti, 3.0 mm × 12 mm-40 mm (2 mm increments)	AR-8933VCL-12 - 40

**Disposables**

Product Description	Item Number
Drill Bit, 2.0 mm, qty 2	AR-8944-22
Drill Bit, 3.0 mm	AR-8950-05
BB-Tak, threaded, qty 2	AR-13226T
BB-Tak, qty 2	AR-13226



**KreuLock Screw System,  
3.0, Hybrid, VAL, Ti (AR-8933HVCLS)**

Product Description	Item Number
<b>Instruments</b>	
Profile Drill, hybrid, VAL, 3.0 mm	AR-8933HVD-01
Drill Guide, hybrid, locking, 3.0, qty 2	AR-8933HGL
Drill Guide, hybrid, VAL, locking, 3.0, qty 2	AR-8933HGV
Drill Guide, 2.6 mm/1.35 mm	AR-8943-03
Driver, T10, solid, qty 2	AR-8944DH
Depth Device, hybrid, 3.0 mm/3.5 mm	AR-8943-15
KreuLock Compression Screw Caddy	AR-8933HVCLC
<b>Accessories</b>	
KreuLock Compression Screw Caddy Lid	AR-8933HVCLC-01
<b>Implants (Order Separately)</b>	
KreuLock Compression Screws, hybrid, VAL, Ti, 3.0 mm × 12 mm-60 mm (2 mm increments)	AR-8933HVCL-12 - 60

**Disposables**

Product Description	Item Number
Drill Bit, 2.5 mm, qty 2	AR-8933HD
BB-Tak, threaded, qty 2	AR-13226T
BB-Tak, qty 2	AR-13226

**KreuLock Screw System, 3.5, Ti (AR-8935CLS)**

Product Description	Item Number
<b>Instruments</b>	
Profile Drill 3.5 mm	AR-8935D-01
Driver, T15, solid, qty 2	AR-8941DH
Drill Guide, locking, 3.5 mm, qty 2	AR-8943-43
Depth Device, 3.5 mm	AR-8943-15
Drill Guide, 2.6 mm/1.35 mm	AR-8943-03
KreuLock Compression Screw Caddy	AR-8935CLC
<b>Accessories</b>	
KreuLock Compression Screw Caddy Lid	AR-8935CLC-01
<b>Implants (Order Separately)</b>	
KreuLock Compression Screws, Ti, 3.5 mm × 12 mm-60 mm (2.0 mm increments)	AR-8935CL-12 - 60

**Disposables**

Product Description	Item Number
Drill Bit, 2.5 mm, qty 2	AR-8943-42
Drill Bit, 3.5 mm	AR-4160-35
BB-Tak, threaded, qty 2	AR-8970-09T
BB-Tak, qty 2	AR-8970-09

KreuLock Screw System (AR-8787CLS)

Product Description	Item Number
KreuLock Compression Screw Case	AR-8787CLC
Ratcheting Handle, AO QC	AR-8700RH
Screw Holding Forceps, self-retaining	AR-8941F

KreuLock Screw System, 2.7, SS (AR-8827CLS)

Product Description	Item Number
<b>Instruments</b>	
Profile Drill, 2.7 mm	AR-8827D-03
Drill Guide, locking, 2.7 mm, qty 2	AR-8943-17
Drill Guide, locking, long, 2.7 mm, qty 2	AR-8963-08
Drill Guide, 2.7 mm/2.0 mm	AR-8827D-02
Driver, T10, solid, qty 2	AR-8944DH
Screwdriver, T10	AR-8943-08
KreuLock Compression Screw Caddy	AR-8827CLC
<b>Accessories</b>	
KreuLock Compression Screw Caddy Lid	AR-8827CLC-01
<b>Implants (order separately)</b>	
KreuLock Compression Screws, SS, 2.7 mm × 10 mm-60 mm (2.0 mm increments)	AR-8827CL-10 - 60

Disposables

Product Description	Item Number
Drill Bit, 2.0 mm, qty 2	AR-8943-16
Drill Bit, long, 2.0 mm, qty 2	AR-8963-05
Drill Bit, 2.7 mm, qty 2	AR-8827D-01
BB-Tak, threaded, qty 2	AR-13226T
BB-Tak, qty 2	AR-13226

KreuLock Screw System, 3.5 SS (AR-8835CLS)

Product Description	Item Number
<b>Instruments</b>	
Profile Drill, 3.5 mm	AR-8935D-01
Drill Guide, locking, 3.5 mm, qty 2	AR-8943-43
Screwdriver, T15	AR-8943-10
Driver, T15, solid, qty 2	AR-8941DH
Depth Device, 2.7 mm/3.5 mm/4.0 mm	AR-8943-15
KreuLock Compression Screw Caddy	AR-8835CLC
<b>Accessories</b>	
KreuLock Compression Screw Caddy Lid	AR-8835CLC-01
<b>Implants (order separately)</b>	
KreuLock Compression Screws, SS, 3.5 mm × 12 mm-50 mm (2.0 mm increments)	AR-8835CL-12 - 50

Disposables

Product Description	Item Number
Drill Bit, 2.5 mm, qty 2	AR-8943-42
BB-Tak, threaded, qty 2	AR-8970-09T
BB-Tak, qty 2	AR-8970-09

## ArthroFX® External Fixation System



The ArthroFX large external fixation system was designed to give surgeons a simple, efficient, and cost-effective solution for temporary or definitive fixation.

### The system consists of:

- 11 mm carbon fiber rods
- 6.0 mm transfixation pins
- 4.0 mm and 5.0 mm Schanz pins
- Large combination clamps and multipin clamps with rod attachments

### ArthroFX External Fixation System (AR-8964S)

Product Description	Item Number
<b>Instruments</b>	
Drill Guide Handle	AR-8964-17
Universal Chuck w/ T-Handle	AR-8964-20
Ratchet Wrench, 11 mm, qty. 2	AR-8964-21
Multi-Driver Adapter, qty. 2	AR-8964-19
6-Position Drill Guide Handle	AR-8964-18
Trocar, long, 3.5 mm, qty. 2	AR-8964-16
Trocar, short, 3.5 mm, qty. 2	AR-8964-15
Drill Sleeve, long, 3.5 mm, qty. 2	AR-8964-12
Drill Sleeve, short, 3.5 mm, qty. 2	AR-8964-11
Drill Sleeve, threaded, long, 5.0 mm, qty. 2	AR-8964-14
Drill Sleeve, threaded, short, 5.0 mm, qty. 2	AR-8964-13
Multi-Driver w/ T-Handle	AR-8964-23
ArthroFX Case	AR-8964C
<b>Disposables</b>	
Drill Bit, 3.5 mm	AR-8964-10

Product Description	Item Number
<b>Implants/Instruments (to be ordered separately)</b>	
Large Combination Clamp, qty. 24	AR-8964-07
Multi-Pin Clamp, large, qty. 2	AR-8964-08
Rod Attachment, large multi-pin clamp, qty. 4	AR-8964-09
Attachment arm, straight, qty. 4	AR-8964-27
Carbon Fiber Rod, 11 mm × 100 mm, qty. 4	AR-8964R-100
Carbon Fiber Rod, 11 mm × 150 mm, qty. 4	AR-8964R-150
Carbon Fiber Rod, 11 mm × 200 mm, qty. 4	AR-8964R-200
Carbon Fiber Rod, 11 mm × 250 mm, qty. 4	AR-8964R-250
Carbon Fiber Rod, 11 mm × 300 mm, qty. 4	AR-8964R-300
Carbon Fiber Rod, 11 mm × 350 mm, qty. 4	AR-8964R-350
Carbon Fiber Rod, 11 mm × 400 mm, qty. 4	AR-8964R-400
Carbon Fiber Rod, 11 mm × 450 mm, qty. 4	AR-8964R-450
Carbon Fiber Rod, 11 mm × 500 mm, qty. 4	AR-8964R-500*
Schanz Screw, 4.0 mm × 125 mm, qty. 4	AR-8964-01
Schanz Screw, 4.0 mm × 150 mm, qty. 4	AR-8964-02
Schanz Screw, 5.0 mm × 175 mm, qty. 4	AR-8964-03
Schanz Screw, 5.0 mm × 200 mm, qty. 4	AR-8964-04
Schanz Screw, 5.0 mm × 250 mm, qty. 2	AR-8964-24
Transfixation Pin, 6.0 mm × 225 mm, qty. 3	AR-8964-05
Transfixation Pin, 6.0 mm × 300 mm, qty. 3	AR-8964-06
End Cap, Screws, qty. 20	AR-8964-22

\*Special order

### Literature

Product Description	Item Number
ArthroFX External Fixation System Brochure	LB1-00058-EN

### Multimedia

Product Description	Item Number
ArthroFX External Fixation System, animation	AN1-00243-EN
Delta Frame With the ArthroFX External Fixation System, Presented by Charles J. Jordan, MD, video	VID1-01469-EN
External Fixation of Pilon Fracture Using the ArthroFX System, Presented by John Riehl, MD, video	VPT1-00998-EN
Ankle Spanning Delta Frame, Presented by Todd Oliver, MD, video	VID1-00752-EN
ArthroFX System, Distal Tibia and Fibula Plates, Presented by Andrew Rosenbaum, MD, video	VPT1-00928-EN





The Small External Fixation (“Small Ex Fix”) System is a comprehensive tray that allows surgeons to use the set on all small bones in the body, with particular emphasis on wrist fractures.

**The Small External Fixation System consists of:**

- 2.0 mm and 3.0 mm pins with varying overall lengths and thread lengths
- 5.0 mm carbon fiber rods ranging in length from 50 mm to 300 mm
- Multi-pin and single pin clamps

**Small External Fixation System**

Product Description	Item Number
<b>Instruments</b>	
Small External Fixation Clamp, 5 mm	1400-000
Small Multi-Pin Clamp qty. 2	1406-100
Multi-Pin Clamp Extension	1407-000
Three-Pin Small Multi-Pin Clamp, qty. 3	1409-000
Half Pin, threaded, 2.0 mm × 10 mm × 55 mm	1410-055
Half Pin, threaded, 2.0 mm × 10 mm × 75 mm	1410-075
Half Pin, threaded, 2.0 mm × 15 mm × 55 mm	1411-055
Half Pin, threaded, 2.0 mm × 15 mm × 75 mm	1411-075
Half Pin, threaded, 2.0 mm × 20 mm × 75 mm	1412-075
Half Pin, threaded, 3.0 mm × 10 mm × 75 mm	1414-075
Half Pin, threaded, 3.0 mm × 15 mm × 100 mm	1415-100
Half Pin, threaded, 3.0 mm × 20 mm × 75 mm	1416-075
Half Pin, threaded, 3.0 mm × 20 mm × 100 mm	1416-100
Half Pin, threaded, 3.0 mm × 20 mm × 140 mm	1416-140

Product Description	Item Number
Half Pin, threaded, 3.0 mm × 25 mm × 75 mm	1417-075
Half Pin, threaded, 3.0 mm × 25 mm × 100 mm	1417-100
Half Pin, threaded, 3.0 mm × 25 mm × 140 mm	1417-140
Multi-Pin Clamp, bent post	1421-000
Multi-Pin Clamp, straight post	1422-000
Multi-Pin Clamp, bolt	1423-000
Nut, Small External Fixation System	1425-000
Parallel Fixation Nut	1428-000
Guide Pin, 1.5 mm	0109-150
Pin Caps, qty. 4	1426-000
Drill, calibrated, AO, 1.5 mm × 110 mm	4001-000
Drill, calibrated, AO, 2.0 mm × 110 mm	4002-000
Drill Guide, 1.5 mm/2 mm	03430-000
Drill Guide, multi-pin clamp	0357-000
Drill Guide, multi-pin clamp, thread-in	0358-000
Wrench, AO, 3/16 in - 3/8 in	5007-000
Wrench, T-handle, 3/16 in	5009-000
Wrench, T-handle, 3/8 in	5013-000
<b>Implants</b>	
Carbon Fiber Rod, 5 mm × 50 mm	1181-050
Carbon Fiber Rod, 5 mm × 75 mm	1181-075
Carbon Fiber Rod, 5 mm × 100 mm	1181-100
Carbon Fiber Rod, 5 mm × 125 mm	1181-125
Carbon Fiber Rod, 5 mm × 150 mm	1181-150
Carbon Fiber Rod, 5 mm × 200 mm	1181-200
Carbon Fiber Rod, 5 mm × 250 mm	1181-250
Carbon Fiber Rod, 5 mm × 300 mm	1181-300



The Arthrex Tibial Nail System is designed to provide intramedullary fixation for various types of fractures, malunions, and nonunions of the tibia. The system uses one instrumentation tray that allows for parapatellar and suprapatellar approaches.

**The nail system features the following:**

- Most distal screw cluster on the market: three distal screws 5 mm, 13 mm, and 21 mm from the end of the nail
- Three proximal screw options, including a dynamic slot for compression or static positioning
- Threaded screw holes to maintain screw position in the two proximal static holes and the distal AP hole
- Up to 8.0 mm of intraoperative or postoperative compression
- Flexible suprapatellar sheath to minimize pressure on the patella
- Diameters: 8.0, 9.0, 10, and 11 mm (12 mm and 13 mm available by special order)
- Lengths: 27 cm-39 cm by 1.5 cm increments
- 10° proximal Herzog bend and 3° distal bend to facilitate implantation

Arthrex Tibial Nail

Product Description	Item Number
<b>Instruments</b>	
T-Handle, curved awl, silicone blue, cannulated	<b>0256-200</b>
Obturator, 3.6 mm	<b>0273-000</b>
Pin Guide, entry tube, 3.2 mm	<b>0310-000</b>
4.0 mm Distal Drill Guide, distal, locking assembly, qty. 2	<b>0315-100</b>
Pin Guide, suprapatellar	<b>0346-100</b>
T-Handle, cannulated, hudson female/J-hall connect	<b>0468-000</b>
Screw Capturing Rod, short	<b>0476-000</b>
Guidewire Gripper	<b>0481-100</b>
Ball Hex Driver, cannulated	<b>0494-000</b>
Depth Gauge, calibrated shaft, proximal hook tip	<b>0507-100</b>
Depth Gauge, distal	<b>0514-200</b>
Guidewire Depth Gauge	<b>0520-100</b>
Depth Gauge, hook tip, assembly, short	<b>0525-000</b>
Entry Tube, 13 mm	<b>0612-100</b>
A/R and Distal Sheath, locking, qty. 2	<b>0621-100</b>
Obturator Drill Guide, 4.0 mm	<b>0622-000</b>
Soft Tissue Protector	<b>0634-100</b>
Sheath Handle Assembly, suprapatellar	<b>0641-000</b>
Impactor Pad	<b>0837-000</b>
Reduction Tool, tibial nail	<b>0838-000</b>
Insertion Guide, low profile, tibial nail	<b>1235-100</b>
Insertion Guide Locking Bolt, tibial nail, qty. 2	<b>1236-000</b>
Reduction Bolt, insertion guide, tibial nail	<b>1237-000</b>
Targeting Module, tibial nail	<b>1238-100</b>
Locking Knob, insertion guide, tibial nail, qty. 2	<b>1239-100</b>
Locking Collet, targeting module, tibial nail, qty. 3	<b>1242-100</b>
Tibial Insertion Guide, extended	<b>1255-300</b>
Locking Bolt, Tibial insertion guide, extended, qty. 2	<b>1256-100</b>
Reduction Bolt Extended Insertion Guide, tibia nail	<b>1257-100</b>
Reamer Shaft Extension, large Hudson	<b>4012-100</b>
Tibial Nail Instrument Case Assembly	<b>9920-000</b>
Tibial Nail Case, 12 mm-13 mm	<b>9967-000</b>
Tibial Nail Case Assembly	<b>9974-000</b>
Tibial Nail Screw Case Assembly	<b>9975-000</b>




Product Description	Item Number
<b>Nails</b>	
Tibial Nail, 8.0 mm × 27 cm	<b>1108-270</b>
Tibial Nail, 8.0 mm × 28.5 cm	<b>1108-285</b>
Tibial Nail, 8.0 mm × 30 cm	<b>1108-300</b>
Tibial Nail, 8.0 mm × 31.5 cm	<b>1108-315</b>
Tibial Nail, 8.0 mm × 33 cm	<b>1108-330</b>
Tibial Nail, 8.0 mm × 34.5 cm	<b>1108-345</b>
Tibial Nail, 8.0 mm × 36 cm	<b>1108-360</b>
Tibial Nail, 8.0 mm × 37.5 cm	<b>1108-375</b>
Tibial Nail, 8.0 mm × 39 cm	<b>1108-390</b>
Tibial Nail, 9.0 mm × 27 cm	<b>1109-270</b>
Tibial Nail, 9.0 mm × 28.5 cm	<b>1109-285</b>
Tibial Nail, 9.0 mm × 30 cm	<b>1109-300</b>
Tibial Nail, 9.0 mm × 31.5 cm	<b>1109-315</b>
Tibial Nail, 9.0 mm × 33 cm	<b>1109-330</b>
Tibial Nail, 9.0 mm × 34.5 cm	<b>1109-345</b>
Tibial Nail, 9.0 mm × 36 cm	<b>1109-360</b>
Tibial Nail, 9.0 mm × 37.5 cm	<b>1109-375</b>
Tibial Nail, 9.0 mm × 39 cm	<b>1109-390</b>
Tibial Nail, 10 mm × 27 cm	<b>1110-270</b>
Tibial Nail, 10 mm × 28.5 cm	<b>1110-285</b>
Tibial Nail, 10 mm × 30 cm	<b>1110-300</b>
Tibial Nail, 10 mm × 31.5 cm	<b>1110-315</b>
Tibial Nail, 10 mm × 33 cm	<b>1110-330</b>
Tibial Nail, 10 mm × 34.5 cm	<b>1110-345</b>
Tibial Nail, 10 mm × 36 cm	<b>1110-360</b>
Tibial Nail, 10 mm × 37.5 cm	<b>1110-375</b>
Tibial Nail, 10 mm × 39 cm	<b>1110-390</b>
Tibial Nail, 11 mm × 27 cm	<b>1111-270</b>
Tibial Nail, 11 mm × 28.5 cm	<b>1111-285</b>
Tibial Nail, 11 mm × 30 cm	<b>1111-300</b>
Tibial Nail, 11 mm × 31.5 cm	<b>1111-315</b>
Tibial Nail, 11 mm × 33 cm	<b>1111-330</b>
Tibial Nail, 11 mm × 34.5 cm	<b>1111-345</b>
Tibial Nail, 11 mm × 36 cm	<b>1111-360</b>
Tibial Nail, 11 mm × 37.5 cm	<b>1111-375</b>
Tibial Nail, 11 mm × 39 cm	<b>1111-390</b>
Tibial Nail, 12 mm × 27 cm	<b>1112-270</b>
Tibial Nail, 12 mm × 28.5 cm	<b>1112-285</b>
Tibial Nail, 12 mm × 30 cm	<b>1112-300</b>
Tibial Nail, 12 mm × 31.5 cm	<b>1112-315</b>
Tibial Nail, 12 mm × 33 cm	<b>1112-330</b>
Tibial Nail, 12 mm × 34.5 cm	<b>1112-345</b>
Tibial Nail, 12 mm × 36 cm	<b>1112-360</b>
Tibial Nail, 12 mm × 37.5 cm	<b>1112-375</b>
Tibial Nail, 12 mm × 39 cm	<b>1112-390</b>
Tibial Nail, 13 mm × 27 cm	<b>1113-270</b>

Product Description	Item Number
Tibial Nail, 13 mm × 28.5 cm	<b>1113-285</b>
Tibial Nail, 13 mm × 30 cm	<b>1113-300</b>
Tibial Nail, 13 mm × 31.5 cm	<b>1113-315</b>
Tibial Nail, 13 mm × 33 cm	<b>1113-330</b>
Tibial Nail, 13 mm × 34.5 cm	<b>1113-345</b>
Tibial Nail, 13 mm × 36 cm	<b>1113-360</b>
Tibial Nail, 13 mm × 37.5 cm	<b>1113-375</b>
Tibial Nail, 13 mm × 39 cm	<b>1113-390</b>
<b>Screws</b>	
Captured Cortical Screw, 5.0 mm × 24 mm-50 mm, (2 mm increments)	<b>8001-024-050</b>
Captured Cortical Screw, 5.0 mm × 55 mm-80 mm, (5.0 mm increments)	<b>8001-055-080</b>
Captured Cortical Screw, 4.2 mm × 25 mm-50 mm, (5.0 mm increments)	<b>8002-025-050</b>
<b>End Caps and Accessories (Tibial Nail)</b>	
End Cap, 5.0 mm	<b>1115-050</b>
End Cap, 10 mm	<b>1115-100</b>
End Cap, compression	<b>1116-000</b>
Spacer, static locking	<b>1117-000</b>
<b>Disposables</b>	
Guidewire w/ Trocar Tip, 2.0 mm × 300 mm	<b>0102-300</b>
Entry Reamer, tibial nail, cannulated, 12 mm	<b>0228-200</b>
Suprapatellar Tibial Entry Sheath	<b>0642-000</b>
Guide Pin, 3.2 mm × 330 mm, sterile	<b>S0100-000</b>
Drill, AO Style, 4.0 mm × 165 mm, sterile	<b>S0210-200</b>
Drill, calibrated, AO, 4.0 mm × 280 mm, sterile	<b>S0219-100</b>
Drill, AO, 3.2 mm × 165 mm, sterile	<b>S0229-000</b>
Guidewire, ball nose, sterile, 3.0 mm	<b>0101-900S</b>
Screw Driver, hex, cannulated, 5.0 mm	<b>0472-000</b>
Extractor, easyout	<b>0812-100</b>

Literature

Product Description	Item Number
Tibial Nail System Surgical Technique Guide	<b>LT1-000211-en-US</b>

## Mini Comprehensive Fixation System (CFS) – Foot



The Mini Comprehensive Fixation System consists of titanium variable-angle locking, low-profile plates and screws designed for osteotomies, fusions, and fractures of small bones.

- 1.0 mm, 1.4 mm, and 1.6 mm (hand and wrist)
- 2.0 mm and 2.4 mm (hand, wrist, foot and ankle)

### Features and Benefits:

- 56 Plating options
- Universal straight, T-, Wide T-, V-, and Y-plates
- Reinforced straight and T-plates
- Unique bridge, cage, and triangle plates
- Variable-angle locking holes
- Compression holes
- 1.0/1.4/1.6/2.0/2.4 mm screws
- Color-coded modules with intuitive instrumentation
- Curved plate cutter
- Superior screw-holding sleeve
- Extended 2.5 Compression FT screws for intramedullary fracture fixation
- Extended 3.5 Compression FT screws for intramedullary fixation

#### 1.4 mm Module

- 10 plates
- 6 mm-16 mm screws

#### 1.6 mm Module

- 11 plates
- 6 mm-24 mm screws

#### 2.0 mm Module

- 18 plates
- 6 mm-40 mm screws

#### 2.4 mm Module

- 17 plates
- 6 mm-40 mm screws


### Mini CFS Cases

Product Description	Item Number
Mini CFS Instrument Case	AR-18700C
Mini CFS Implant Caddy Case	AR-18700CS-01
Mini CFS Instrument Upper Tray	AR-18700CS-02

### Mini Comprehensive Fixation System (AR-18700FS)

Product Description	Item Number
<b>Instruments</b>	
Depth Device, 1.4 mm/1.6 mm	AR-18700-27
Depth Device, 2.0 mm/2.4 mm	AR-18700-35
Plate Cutter	AR-18700-28
Torque Limiting Adaptor, AO	AR-18700-39
Termite Forceps, qty. 2	AR-18700-40
Handle, mini AO	AR-18700-44
Handle, jewelers knob, mini AO	AR-18700H
Torque-Limiting Handle	AR-8916TL-011
Reduction Forceps, pointed	AR-18700-45
Reduction Forceps, toothed	AR-18700-52
Verbugge Plate-Holding Forceps	AR-18700-48
Screw-Holding Forceps, self-retaining	AR-8941F
Lobster Clamp, mini	AR-18700-46
Lobster Clamp, radiolucent	AR-18700-49
Ikuta Clamp	AR-18700-47
Perc Pin Clamp	AR-8737-57
Hohmann Retractor, double-ended, qty. 2	AR-18700-53
Pliers, needlenose, qty. 2	AR-8916-24
Freer Elevator	AR-8943-19
Periosteal Elevator, curved blade, 6.0 mm	AR-8943-20
Sharp Hook	AR-8943-21
<b>Optional</b>	
Mini AO to AO Adapter	AR-18700-87

## Mini Comprehensive Fixation System (CFS) – Foot (1.4 mm and 1.6 mm)



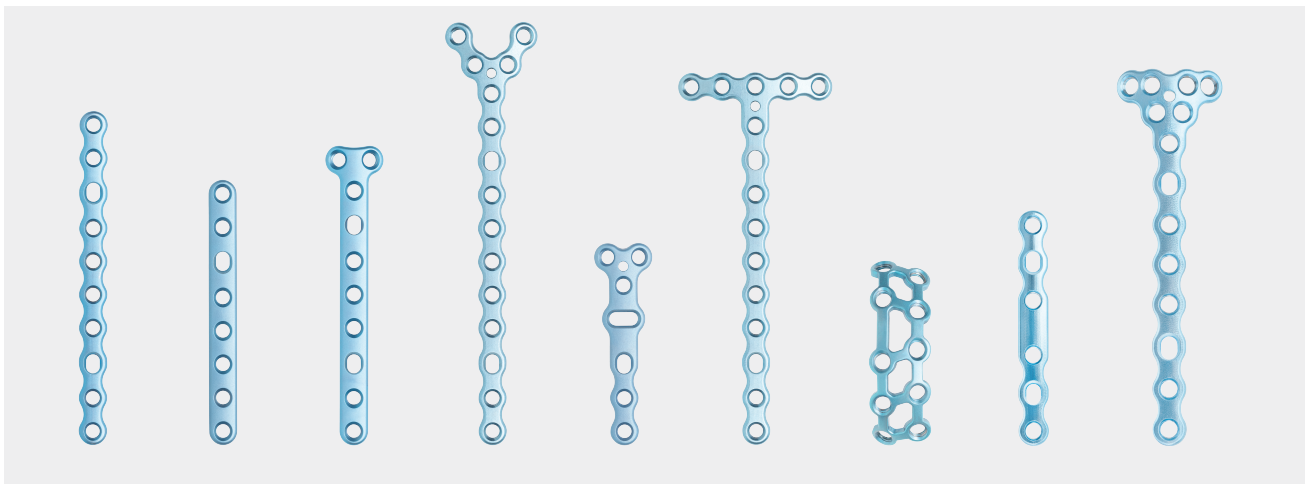
### Mini Comprehensive Fixation System, 1.4 mm (AR-18700S-14)

Product Description	Item Number
<b>Instruments</b>	
Drill Guide, 1.1 mm/1.4 mm	AR-18700-08
Driver Shaft, T4, self-retaining, mini AO, qty. 2	AR-18700-09
Countersink, solid, 1.4 mm	AR-18700-10
Holding Sleeve, 1.4 mm	AR-18700-11
Depth/Drill Guide, 1.4 mm	AR-18700-18
Driver Shaft, T4, non-retaining, mini AO	AR-18700-29
Parallel Drill Guide, hook plate, 1.4 mm	AR-18700-32
Locking Bending Guide, 1.4 mm, qty. 2	AR-18700-43
Drill Guide, VAL, cone-shaped, 1.4 mm	AR-18700-59
Mini CFS Caddy w/ Lid, 1.0 mm/1.4 mm	AR-18700C-14
<b>Plates, Titanium, 1.4 mm</b>	
Straight Plate, 6H, qty. 2	AR-18714P-03
Straight Plate, 10H	AR-18714P-07
Y-Plate, 6H	AR-18714P-10
Y-Plate, 8H	AR-18714P-12
Triangle Plate, 8H	AR-18714P-18
Z-Plate, 10H	AR-18714P-20
Hook Plate	AR-18714P-21
Cage Plate, 2 x 5 hole	AR-18714P-22
T-Plate, 8H, qty. 2	AR-18714P-27
Bridge Plate, straight, 6H	AR-18714P-29
<b>Screws, Titanium</b>	
Low Profile Screws, cortical, 1.4 mm x 6.0 mm-16 mm	AR-18714-06-16
VAL Screw, 1.4 mm x 6.0 mm-16 mm	AR-18714V-06-16
<b>Disposables</b>	
Drill Bit, mini AO, calibrated, 1.1 mm, qty. 2	AR-18700-06
Drill Bit, mini AO, 1.4 mm, qty. 2	AR-18700-07
Guidewire w/ Trocar Tip, 1.1 mm, qty. 6	AR-18700-30
BB-Tak, small, qty. 4	AR-18700-34

### Mini Comprehensive Fixation System, 1.6 mm (AR-18700S-16)

Product Description	Item Number
<b>Instruments</b>	
Drill Guide, 1.2 mm/1.6 mm	AR-18700-14
Driver Shaft, T6, self-retaining, mini AO, qty. 2	AR-18700-15
Countersink, solid, 1.6 mm	AR-18700-16
Holding Sleeve, 1.6 mm	AR-18700-17
Depth/Drill Guide, 1.6 mm	AR-18700-19
Driver Shaft, T6, non-retaining, mini AO	AR-18700-23
Locking Bending Guide, 1.6 mm/2.0 mm, qty. 2	AR-18700-26
Parallel Drill Guide, hook plate, 1.6 mm	AR-18700-31
VAL Drill Guide, cone-shaped, 1.6 mm	AR-18700-60
Mini CFS Caddy w/ Lid, 1.6 mm	AR-18700C-16
<b>Plates, Titanium, 1.6 mm</b>	
Straight Plate, 6H, qty. 2	AR-18716P-03
Straight Plate, 10H	AR-18716P-07
Y-Plate, 6H	AR-18716P-10
Y-Plate, 8H	AR-18716P-12
T-Plate, 8H, qty. 2	AR-18716P-18
Z-Plate, 10H	AR-18716P-20
Cage Plate, 2 x 5 hole	AR-18716P-21
Hook Plate	AR-18716P-22
Triangle Plate, 8H	AR-18716P-27
Bridge Plate, straight, 6H	AR-18716P-29
Rotation Correction Plate	AR-18716P-30
<b>Screws, Titanium</b>	
Low Profile Screws, cortical, 1.6 mm x 6.0 mm-16 mm	AR-18716-06-16
Low Profile Screws, cortical, 1.6 mm x 18 mm -24 mm (2.0 mm increments)	AR-18716-18-24
VAL Screws, 1.6 mm x 6.0 mm-16 mm	AR-18716V-06-16
VAL Screws, 1.6 mm x 18 mm-24 mm (2.0 mm increments)	AR-18716V-18-24
<b>Disposables</b>	
Drill Bit, mini AO, calibrated, 1.2 mm, qty. 2	AR-18700-12
Drill Bit, mini AO, 1.6 mm, qty. 2	AR-18700-13
Guidewire w/ Trocar Tip, qty. 6	AR-18700-33
BB-Tak, small, qty. 4	AR-18700-34

## Mini Comprehensive Fixation System (CFS) – Foot (2.0 mm)



### Mini Comprehensive Fixation System, 2.0 mm (AR-18700S-20)


Product Description	Item Number
<b>Instruments</b>	
Driver Shaft, T6, self-retaining, mini AO, qty. 2	AR-18700-15
Drill Guide, 1.5 mm/2.0 mm	AR-18700-22
Driver Shaft, T6, non-retaining, mini AO	AR-18700-23
Countersink, solid, 2.0 mm	AR-18700-24
Holding Sleeve, 2.0 mm	AR-18700-25
Locking Bending Guide, 1.6 mm/2.0 mm, qty. 2	AR-18700-26
Depth/Drill Guide, 1.6 mm/2.0 mm	AR-18700-37
VAL Drill Guide, cone-shaped, 2.0 mm	AR-18700-61
Mini CFS Caddy w/ Lid, 2.0 mm	AR-18700C-20
<b>Plates, Titanium, 2.0 mm</b>	
Straight Plate, 6H, qty. 2	AR-18720P-03
Straight Plate, 10H	AR-18720P-07
Y-Plate, 6H	AR-18720P-10
Y-Plate, 8H	AR-18720P-12
T-Plate, 6H, qty. 2	AR-18720P-17
T-Plate, 8H, qty. 2	AR-18720P-19
Straight Plate, 6H, reinforced	AR-18720P-24
Straight Plate, 8H, reinforced	AR-18720P-26
T-Plate, 6H, reinforced	AR-18720P-31
T-Plate, 8H, reinforced	AR-18720P-33
V-Plate, 6H	AR-18720P-37
V-Plate, 10H	AR-18720P-41
T-Plate, wide, 6H	AR-18720P-43
T-Plate, wide, 10H	AR-18720P-47
T-Plate, rotation correction, 5H	AR-18720P-48
Cage Plate, 2 × 5 hole	AR-18720P-49
Triangle Plate, 8H	AR-18720P-54
Bridge Plate, straight, 6H	AR-18720P-55

Product Description	Item Number
<b>Screws, Titanium</b>	
Low Profile Screws, cortical, 2.0 mm × 6.0 mm-16 mm	AR-18720-06-16
Low Profile Screws, cortical, 2.0 mm × 18 mm-40 mm (2.0 mm increments)	AR-18720-18-40
VAL screws, 2.0 mm × 6.0 mm-16 mm	AR-18720V-06-16
VAL screws, 2.0 mm × 18 mm-40 mm (2.0 mm increments)	AR-18720V-18-40
<b>Disposables</b>	
Drill Bit, 1.5 mm, qty. 2	AR-18700-20
Drill Bit, mini AO, 2.0 mm, qty. 2	AR-18700-21
Guidewire w/ Trocar Tip, 1.6 mm, qty. 6	AR-18700-51
BB-Tak, small, qty. 4	AR-18700-34

### Intramedullary Fracture Fixation - Extended 2.5 Compression FT screws

Product Description	Item Number
2.5 Micro Compression FT™ Mini CFS Caddy Insert	AR-18700C-20-1
<b>Instruments</b>	
Hex, Compression FT driver, 1.5 mm	AR-8737-37
Depth Device, small Compression FT	AR-8737-51
<b>Disposables</b>	
Drill Bit, compression FT, calibrated, 2.2 mm	AR-8737-58
Guidewire w/ Trocar Tip, 0.86 mm	AR-8737-39
<b>2.5 Micro Compression FT™ Screws</b>	
2.5 Micro Compression FT Screw, 36 mm	AR-8725-36H
2.5 Micro Compression FT Screw, 40 mm	AR-8725-40H
2.5 Micro Compression FT Screw, 46 mm	AR-8725-46H
2.5 Micro Compression FT Screw, 50 mm	AR-8725-50H

## Mini Comprehensive Fixation System (CFS) – Foot (2.4 mm)



### Mini Comprehensive Fixation System, 2.4 mm (AR-18700S-24)

Product Description	Item Number
<b>Instruments</b>	
Holding Sleeve, 2.4 mm	AR-18700-38
Driver Shaft, T8, self-retaining, AO, qty. 2	AR-18700-54
Driver Shaft, T8, non-retaining, AO	AR-18700-55
Depth/Drill Guide, 2.4 mm	AR-18700-57
VAL Drill Guide, cone-shaped, 2.4 mm	AR-18700-62
Drill Guide, 1.7 mm/2.5 mm	AR-8916-05
Countersink, 2.4 mm	AR-8950-01
Locking Bending Guide, 2.4 mm, qty. 2	AR-8950-08
Mini CFS Caddy w/ Lid, 2.4 mm	AR-18700C-24
<b>Plates, Titanium, 2.4 mm</b>	
Straight Plate, 6H, qty. 2	AR-18724P-03
Straight Plate, 10H	AR-18724P-07
T-Plate, 6H, qty. 2	AR-18724P-10
T-Plate, 8H	AR-18724P-12
Straight Plate, 6H, reinforced	AR-18724P-17
Straight Plate, 8H, reinforced	AR-18724P-19
V-Plate, 6H	AR-18724P-23
V-Plate, 10H	AR-18724P-27
T-Plate, wide, 6H	AR-18724P-29
T-Plate, wide, 10H	AR-18724P-33
Bridge Plate, straight, 6H	AR-18724P-34
Triangle Plate, 8H	AR-18724P-39
T-Plate, 6H, reinforced	AR-18724P-42
T-Plate, 8H, reinforced	AR-18724P-44
Y-Plate, 6H	AR-18724P-49
Y-Plate, 8H	AR-18724P-51
Cage Plate, 2 × 5 hole	AR-18724P-54
<b>Screws, Titanium</b>	
Low Profile Screws, cortical, 2.4 mm × 6.0 mm-16 mm	AR-18724-06-16
Low Profile Screws, cortical, 2.4 mm × 18 mm-40 mm (2.0 mm increments)	AR-18724-18-40
VAL Screws, 2.4 mm × 6.0 mm-16 mm	AR-18724V-06-16
VAL Screws, 2.4 mm × 18 mm-50 mm (2.0 mm increments)	AR-18724V-18-50

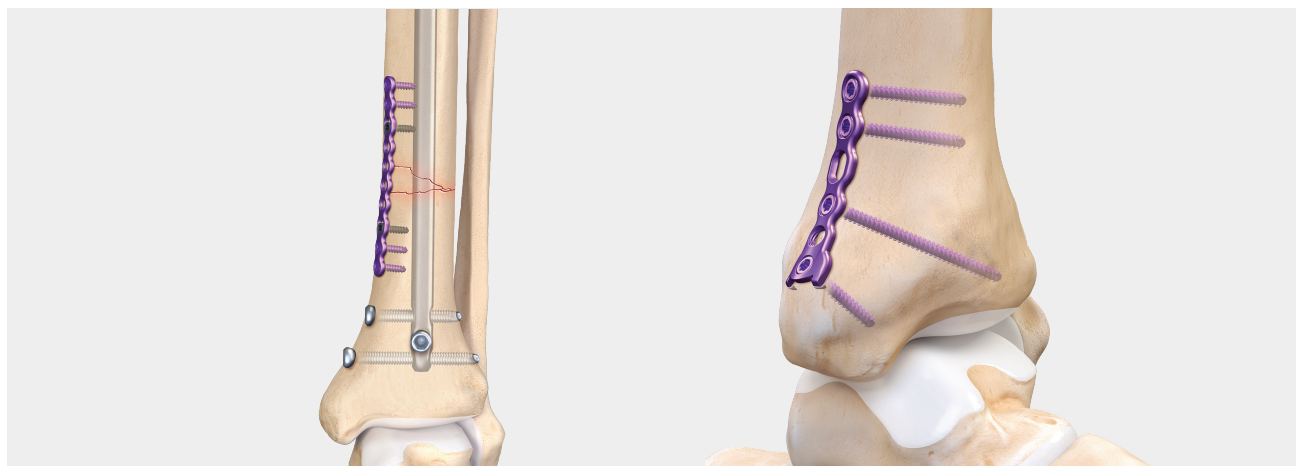
Product Description	Item Number
<b>Disposables</b>	
Guidewire w/ Trocar Tip, 1.6 mm, qty. 6	AR-18700-71
BB-Tak, small, qty. 4	AR-18700-34

### Intramedullary Fracture Fixation - Extended 3.5 Compression FT screws

Product Description	Item Number
<b>Disposables</b>	
3.5 Mini Compression FT™ Mini CFS Caddy Insert	AR-18700C-20-1
<b>Instruments</b>	
T10 Hexalobe Driver for 3.5 Compression Ft	AR-8737-38
Depth Device, small compression FT	AR-8737-51
<b>Disposables</b>	
Drill Bit, Compression FT, calibrated, 3.2 mm	AR-8737-50
Guidewire w/ Trocar Tip, 0.45 in	AR-8737-41
<b>3.5 Mini Compression FT™ Screws</b>	
3.5 Mini Compression FT Screw, 36 mm	AR-8730-36H
3.5 Mini Compression FT Screw, 40 mm	AR-8730-40H
3.5 Mini Compression FT Screw, 46 mm	AR-8730-46H
3.5 Mini Compression FT Screw, 50 mm	AR-8730-50H

### Multimedia

Product Description	Item Number
Mini CFS Plates – Foot & Ankle, animation	AN1-000098-en-US
Mini CFS – Mini Comprehensive Fixation System, animation	AN1-000214-en-US
Posterior Malleolus Fracture Repair Using the Mini Comprehensive Fixation System 2.4 mm surgical technique video, Presented by Eric Tan, MD	VID1-000627-en-US
Medial Malleolus Fracture Repair Using the Mini Comprehensive Fixation System video, Presented by Eric W. Tan, MD	VID1-000628-en-US
Talus Fracture Repair With the Mini CFS Fixation System, surgical technique video, Presented by Thomas G. Harris, MD	VID1-000629-en-US
Navicular Fracture Repair With the Mini CFS 2.0 mm Cage Plate	VID1-000630-en-US
Mini CFS Foot and Ankle, Presented by Thomas G. Harris, MD, video	VID1-000873-en-US




The Arthrex Trauma Mini Fragment System is designed to aid in the reduction and fixation of small and long bone trauma injuries. The modularity of the tray offers screw and plate options in 2.0 mm, 2.4 mm, and 2.7 mm variants. With an array of plate options and a variety of plates to fit a multitude of trauma needs, the Mini Frag is a keystone addition to the Arthrex Trauma lineup.

#### Mini Frag System (AR-18800FS)

Product Description	Item Number
<b>Instruments, 2.0 mm</b>	
Drill Guide, VAL, cone-shaped, 2.0 mm	AR-18700-61
Driver Shaft, T6, self-retaining, AO	AR-18800-03
Driver Shaft, T6, non-retaining, AO	AR-18800-04
Screwdriver, T6 hexalobe, solid	AR-18800-05
Holding Sleeve, 2.0 mm	AR-18800-08
Locking Bending Tower, 2.0 mm	AR-18800-09
Depth/Drill Guide, 2.0 mm	AR-18700-37
Depth Device, 2.0 mm	AR-18800-38
Drill Guide, 1.5 mm/2.0 mm	AR-18800-48
<b>Instruments, 2.4 mm</b>	
Drill Guide, 1.7 mm/2.5 mm	AR-8916-05
Locking Bending Guide, 2.4 mm	AR-8950-08
Holding Sleeve, 2.4 mm	AR-18700-38
Driver Shaft, T8, self-retaining, AO	AR-18700-54
Driver Shaft, T8, non-retaining, AO	AR-18700-55
VAL Drill Guide, cone-shaped, 2.4 mm	AR-18700-62
Screwdriver, T8 hexalobe, solid	AR-18800-14
Locking Tower, 2.4 mm	AR-18800-15
<b>Instruments, 2.7 mm</b>	
Drill Guide, 2.0 mm / 2.7 mm	AR-18800-22
Driver Shaft, T10, self-retaining	AR-18800-24
Driver Shaft, T10, non-retaining	AR-18800-25
Screwdriver, T10, solid	AR-18800-27
Locking Tower, 2.7 mm	AR-18800-30
VAL Guide, cone-style, 2.7 mm	AR-18800-31
Holding Sleeve, 2.7 mm	AR-18800-32
Locking Bending Tower, 2.7 mm	AR-18800-33

Product Description	Item Number
<b>General Instruments</b>	
Needlenose Pliers	AR-8916-24
Torque Limiting Handle, 0.8 mm, QC	AR-8916TL-011
Screw Holding Forceps, self-retaining	AR-8941F
Sharp Hook	AR-8943-21
Lobster Claw	AR-8943-23
Plate Cutter, straight cut	AR-8957-06
Torque Limiting Adapter, AO, 0.8 mm	AR-18700-39
Pointed Reduction Forceps	AR-18700-45
Hohmann Retractor, double ended (6.0 mm/10 mm)	AR-18700-53
Driver Shaft, T8, long, self-retaining	AR-18800-13
Driver Shaft, T10, long, self-retaining	AR-18800-26
Drill/Depth Guide, 2.7 mm	AR-18800-29
Depth Device, 2.4 mm/2.7 mm, short	AR-18800-39
Depth Device, 2.4 mm/2.7 mm, long	AR-18800-40
T-Handle, AO	AR-18800-41
Plate Cutter, 2.0 mm/2.4 mm/2.7 mm	AR-18800-42
Bending Pliers, angled, left	AR-18800-43
Bending Iron, double-ended	AR-18800-44
Drill/Depth Guide, 2.4 mm	AR-18800-45
Bending Pliers, angled, right	AR-18800-46
Bending Pliers, french style	AR-18800-47
Mini Fragment System 2.0 mm/2.4 mm/2.7 mm Case	AR-18800C
Ratcheting Handle, AO QC	AR-8700RH





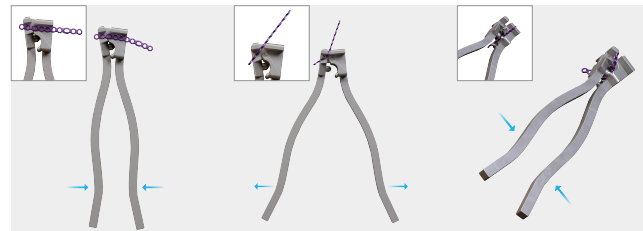
Product Description	Item Number
<b>Plates, 2.7 mm</b>	
Straight Plate, 2.7 mm, 4H	AR-18827P-01
Straight Plate, 2.7 mm, 6H	AR-18827P-03
Straight Plate, 2.7 mm, 8H	AR-18827P-05
Straight Plate, 2.7 mm, 10H	AR-18827P-07
Straight Plate, 2.7 mm, 2H	AR-18827P-08
Straight Plate, 2.7 mm, 4H, reinforced	AR-18827P-09
Straight Plate, 2.7 mm, 6H, reinforced	AR-18827P-11
Straight Plate, 2.7 mm, 8H, reinforced	AR-18827P-13
Straight Plate, 2.7 mm, 10H, reinforced	AR-18827P-15
Straight Plate, 2.7 mm, 20H, reinforced	AR-18827P-16
T-Plate, 2.7mm, 3H head, 6H	AR-18827P-19
T-Plate, 2.7mm, 3H head, 10H	AR-18827P-23
T-Plate, 2.7mm, 2H head, 6H	AR-18827P-26
T-Plate, 2.7mm, 2H head, 10H	AR-18827P-30
Triangular Plate, 2.7 mm, 6H	AR-18827P-33
Triangular Plate, 2.7 mm, 10H	AR-18827P-37
Tine Plate, 2.7 mm, 6H	AR-18827P-38
Tine Plate, 2.7 mm, 10H	AR-18827P-39
Wide T-Plate, 2.7 mm, 6H	AR-18827P-41
Wide T-Plate, 2.7 mm, 10H	AR-18827P-45
Wide T-Plate, 2.7 mm, 20H	AR-18827P-46
T-Plate, 2.7 mm, 3H head, reinforced, 6H	AR-18827P-47
T-Plate, 2.7 mm, 3H head, reinforced, 10H	AR-18827P-48
<b>Screws, 2.7 mm</b>	
Cortical Screw, 2.7 mm × 6.0 mm - 15 mm (1.0 mm increments)	AR-18827-06 - 15
VAL Screw, 2.7 mm × 6.0 mm - 15 mm (1.0 mm increments)	AR-18827V-06 - 15
Cortical Screw, 2.7 mm × 16 mm - 50 mm (2.0 mm increments)	AR-18827-16 - 50
VAL Screw, 2.7 mm × 16 mm - 50 mm (2.0 mm increments)	AR-18827V-16 - 50
Cortical Screw, 2.7 mm × 55 mm - 80 mm (5.0 mm increments)	AR-18827-55 - 80
VAL Screw, 2.7 mm × 55 mm - 80 mm (5.0 mm increments)	AR-18827V-55 - 80

Product Description	Item Number
<b>Disposables, 2.7 mm</b>	
BB-Tak	AR-13226
BB-Tak, threaded	AR-13226T
Drill Bit, 2.0 mm, short, AO	AR-18800-18
Drill Bit, 2.7 mm, AO	AR-18800-20
Countersink, 2.7 mm	AR-18800-23
Bone Tap, 2.7 mm	AR-18800-34

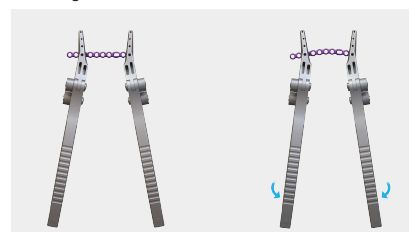
Standard Plate Benders



French-Style Plate Benders

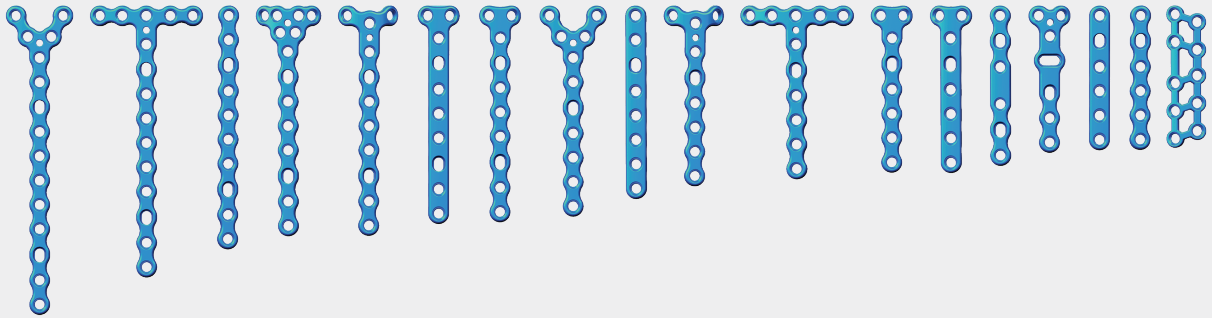


Bending Pliers



Bending Towers






Implants and Disposables (AR-18800FI)

Product Description	Item Number
Guidewire w/ Trocar Tip, 0.062 in	AR-8941K
Guidewire w/ Trocar Tip, 1.35 mm	AR-8943-01
Guidewire w/ Trocar Tip, 0.078 in x 5.91 in (2.0 mm x 150 mm)	AR-8945K
Drill Bit, 1.7 mm, long	AR-18800-16
Drill Bit, 2.0 mm, long, AO	AR-18800-19
Guidewire, drill tip, 1.25 mm	AR-18800-35
Guidewire, drill tip, 1.6 mm	AR-18800-36
Guidewire, drill tip, 2.0 mm	AR-18800-37
<b>Plates, 2.0 mm</b>	
Straight Plate, 2.0 mm, 6H	AR-18720P-03
Straight Plate, 2.0 mm, 10H	AR-18720P-07
Y-Plate, 2.0 mm, 6H	AR-18720P-10
Y-Plate, 2.0 mm, 8H	AR-18720P-12
T-Plate, 2.0 mm, 6H	AR-18720P-17
T-Plate, 2.0 mm, 8H	AR-18720P-19
Straight Plate, 2.0 mm, 6H, reinforced	AR-18720P-24
Straight Plate, 2.0 mm, 8H, reinforced	AR-18720P-26
T-Plate, 2.0 mm, 6H, reinforced	AR-18720P-31
T-Plate, 2.0 mm, 8H, reinforced	AR-18720P-33
V-Plate, 2.0 mm, 6H	AR-18720P-37
V-Plate, 2.0 mm, 10H	AR-18720P-41
Wide T-Plate, 2.0 mm, 6H	AR-18720P-43
Wide T-Plate, 2.0 mm, 10H	AR-18720P-47

Product Description	Item Number
<b>Plates, 2.0 mm (cont.)</b>	
T-Plate Rotation Correction, 2.0 mm, 5H	AR-18720P-48
Cage Plate, 2.0 mm, 2H x 5H	AR-18720P-49
Triangle Plate, 2.0 mm, 8H	AR-18720P-54
Bridge Plate, straight, 2.0 mm, 6H	AR-18720P-55
<b>Screws, 2.0 mm</b>	
Low Profile Screw, cortical, 2.0 mm x 6.0 mm-15 mm (1.0 mm increments)	AR-18720-06-15
VAL Screw, Ti, 2.0 mm x 6.0 mm-15 mm (1.0 mm increments)	AR-18720V-06-15
Low Profile Screw, cortical, 2.0 mm x 16 mm-40 mm (2.0 mm increments)	AR-18720-16-40
VAL Screw, Ti, 2.0 x 16 mm-40 mm (2.0 mm increments)	AR-18720V-16-40
<b>Disposables, 2.0 mm</b>	
BB-Tak, nonthreaded	AR-18800-11
BB-Tak, threaded	AR-18800-11T
Drill Bit, 0.059 in (1.5 mm), AO	AR-18800-01
Drill Bit, 0.079 in (2.0 mm), AO	AR-18800-02
Countersink, 2.0 mm	AR-18800-06
Bone Tap, 2.0 mm	AR-18800-07

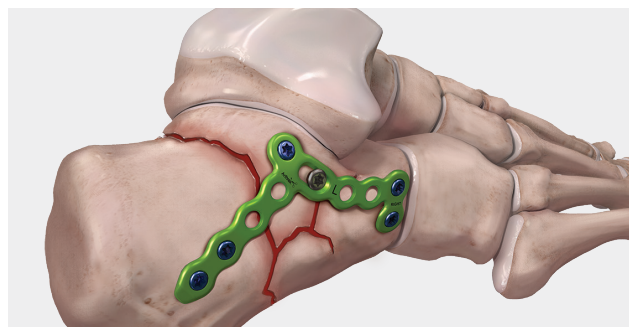
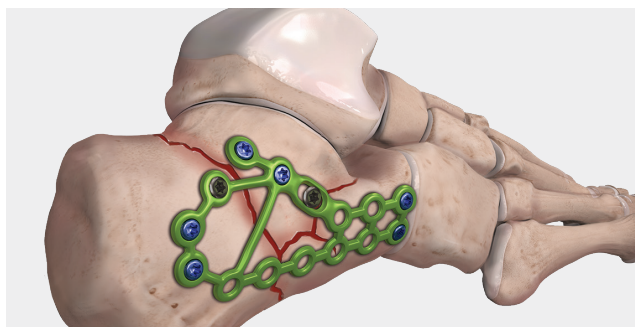


Implants and Disposables (AR-18800FI)

Product Description	Item Number
<b>Plates, 2.4 mm</b>	
Straight Plate, 2.4 mm, 6H	AR-18724P-03
Straight Plate, 2.4 mm, 10H	AR-18724P-07
T-Plate, 2.4 mm, 6H	AR-18724P-10
T-Plate, 2.4 mm, 8H	AR-18724P-12
Straight Plate, 2.4 mm, 6H, reinforced	AR-18724P-17
Straight Plate, 2.4 mm, 8H, reinforced	AR-18724P-19
V- Plate, 2.4 mm, 6H	AR-18724P-23
V- Plate, 2.4 mm, 10H	AR-18724P-27
Wide T-Plate, 2.4 mm, 6H	AR-18724P-29
Wide T-Plate, 2.4 mm, 10H	AR-18724P-33
Bridge Plate, straight, 2.4 mm, 6H	AR-18724P-34
Triangle Plate, 2.4 mm, 8H	AR-18724P-39
T-Plate, 2.4 mm, 6H, reinforced	AR-18724P-42
T-Plate, 2.4 mm, 8H, reinforced	AR-18724P-44
Y-Plate, 2.4 mm, 6H	AR-18724P-49
Y-Plate, 2.4 mm, 8H	AR-18724P-51
Cage Plate, 2.4 mm, 2H x 5H	AR-18724P-54
Straight Plate, 2.4 mm, 2H	AR-18724P-55
Straight Plate, 2.4 mm, 2H, reinforced	AR-18724P-56
<b>Screws, 2.4 mm</b>	
VAL Screw, Ti, 2.4 mm x 6.0 mm-15 mm (1.0 mm increments)	AR-18724V-06-15
Cortical Screw, 2.4 mm x 6.0 mm-15 mm (1.0 mm increments)	AR-8916CX24-06-15
VAL Screw, Ti, 2.4 x 16 mm-50 mm (2.0 mm increments)	AR-18724V-16-50
Cortical Screw, 2.4 mm x 16 mm-50 mm (2.0 mm increments)	AR-8916CX24-16-50
VAL Screw, Ti, 2.4 x 55 mm-80 mm (5.0 mm increments)	AR-18724V-55-80
Cortical Screw, 2.4 mm x 55 mm-80 mm (5.0 mm increments)	AR-8916CX24-55-80

Product Description	Item Number
<b>Disposables, 2.4 mm</b>	
BB-Tak, nonthreaded	AR-18800-11
BB-Tak, threaded	AR-18800-11T
Drill Bit, Ø1.7 mm	AR-18800-49
Drill Bit, 2.4 mm	AR-4160-24
Bone Tap, 2.4 mm	AR-18800-17
Countersink, 2.4 mm	AR-8950-01

## Calcaneal Fracture System



- **Anatomically Designed Plates** – 17 plate options in one system
- **Percutaneous Guides** – Corresponding drill guides for minimally invasive sinus tarsi incisions
- **Low Profile** – 1.35 mm variable-angle locking plates
- **Variable-Angle Locking** – 15° in any direction
- **Calcaneal-Specific Instruments** – Plate cutter, Schanz pins, keyless chuck T-handle, and elevators

### Calcaneal Fracture Set (AR-8950S-04) (b)

Product Description	Item Number
Schanz Pin, self-drilling, 5.0 mm, qty. 4	AR-8954-01
Schanz Pin Handle (tri-flat keyless chuck)	AR-8954-02
Plate Cutter, Hercules style	AR-8954-03
Sayre Elevator	AR-8954-05
Key Elevator, 3/8 in wide	AR-8954-06
Drill Guide, VAL, 3.5 mm	AR-8935GV
Drill Guide, VAL, locking, 3.5 mm, qty. 2	AR-8935GVN
CFS Tray Insert, calcaneus instruments	AR-8950C-32

### Percutaneous Plate and Drill Guides (AR-8950S-05)

Product Description	Item Number
Guide, perc-calc ant process calcaneal plate, standard, left	AR-8954-08
Guide, perc-calc ant process calcaneal plate, standard, right	AR-8954-09
Guide, perc-calc ant process calcaneal plate, long, left	AR-8954-10
Guide, perc-calc ant process calcaneal plate, long, right	AR-8954-11
Guide, perc-calc anterior process/posterior tuberosity calcaneal plate, standard, left	AR-8954-12
Guide, perc-calc anterior process/posterior tuberosity calcaneal plate, standard, right	AR-8954-13
Guide, perc-calc anterior process/posterior tuberosity calcaneal plate, long, left	AR-8954-14
Guide, perc-calc anterior process/posterior tuberosity calcaneal plate, long, right	AR-8954-15
Attachment Screw, perc-calc guide	AR-8954-16
Joystick, perc-calc guide	AR-8954-17
Drill Guide, perc, threaded, locking, 3.5 mm	AR-8954-18
Depth Device, nonlocking	AR-8954-19
VAL Guide, 3.5 mm	AR-8935GV
VAL Guide, locking, 3.5 mm, qty. 2	AR-8935GVN
Caddy, calc FX plates and instruments	AR-8950C-34

### Percutaneous Plates

Product Description	Item Number
Calcaneal Fracture Percutaneous Plate, anterior process/posterior tuberosity, standard, left	AR-8954YL-S
Calcaneal Fracture Percutaneous Plate, anterior process/posterior tuberosity, standard, right	AR-8954YR-S
Calcaneal Fracture Percutaneous Plate, anterior process/posterior tuberosity, long, left (a)	AR-8954YL-L
Calcaneal Fracture Percutaneous Plate, anterior process/posterior tuberosity, long, right	AR-8954YR-L
Calcaneal Fracture Percutaneous Plate, anterior process, standard, left	AR-8954ML-S
Calcaneal Fracture Percutaneous Plate, anterior process, standard, right	AR-8954MR-S
Calcaneal Fracture Percutaneous Plate, anterior process, long, left	AR-8954ML-L
Calcaneal Fracture Percutaneous Plate, anterior process, long, right	AR-8954MR-L
Low Profile T-Plate, 3.5 mm, 4 hole	AR-8954MT

### Perimeter Plates

Product Description	Item Number
Calcaneal Fracture Perimeter Plate, x-small, left	AR-8954PL-XS
Calcaneal Fracture Perimeter Plate, small, left	AR-8954PL-S
Calcaneal Fracture Perimeter Plate, medium, left	AR-8954PL-M
Calcaneal Fracture Perimeter Plate, large, left	AR-8954PL-L
Calcaneal Fracture Perimeter Plate, x-small, right	AR-8954PR-XS
Calcaneal Fracture Perimeter Plate, small, right	AR-8954PR-S
Calcaneal Fracture Perimeter Plate, medium, right	AR-8954PR-M
Calcaneal Fracture Perimeter Plate, large, right	AR-8954PR-L

## Calcaneal Fracture System (Cont.)

### Disposables


Product Description	Item Number
BB-Tak, qty. 2	AR-13226
BB-Tak, threaded, qty. 2	AR-13226T
Schanz Pin, 5.0 mm, self-drilling, 150 mm	AR-8954-01
Guidewire w/ Trocar Tip, 0.062 in (1.6 mm), qty. 3	AR-8941K
Guidewire w/ Trocar Tip, threaded, 0.062 in (1.6 mm), qty. 3	AR-8941KT
Guidewire w/ Trocar Tip, nonthreaded, 0.094 in (2.4 mm) × 8.0 in, qty. 4	AR-8967K

### Literature


Product Description	Item Number
Calcaneal Fracture Management System Surgical Technique	LT1-0495-EN
Innovative Treatment Solutions for Calcaneal Fractures Product and Technique Highlights	LS1-0454-EN

### Multimedia

Product Description	Item Number
Calcaneal Fracture Percutaneous Plate, animation	AN1-00080-EN
Calcaneal Fracture Perimeter Plate, animation	AN1-00093-EN
Calcaneal Fracture ORIF Using the Arthrex Perimeter Plate, Presented by John D. Adams, MD, video	VID1-000753-en
Calcaneal Fracture Surgical Stabilization Using the Calcaneal Fracture Plate System, Presented by Charles Jordan, MD, video	VID1-01354-EN
Calcaneal Fractures: Extensile vs Percutaneous Surgical Treatment, Presented by Jorge I. Acevedo, MD, video	VID1-01196-EN
Calcaneal Fracture Surgical Repair With Calcaneal Fracture Plating System, Presented by J. Chris Coetzee, MD, video	VID1-00618-EN
Calcaneal Fracture ORIF With Percutaneous Calcaneal Fracture Plate Surgical Technique, Presented by Jorge I. Acevedo, MD, video	VID1-00204-EN
Calcaneal Fracture ORIF With Arthrex Calcaneal Fracture Plate Utilizing Arthrex Quickset™ and FlexiGRAFT®† Surgical Technique, Presented by Mark D. Campbell, MD, video	VID1-00114-EN
Calcaneal Fracture ORIF Using the Arthrex Perimeter Plate, Presented by John D. Adams, MD, video	VID1-000753-en



(a)

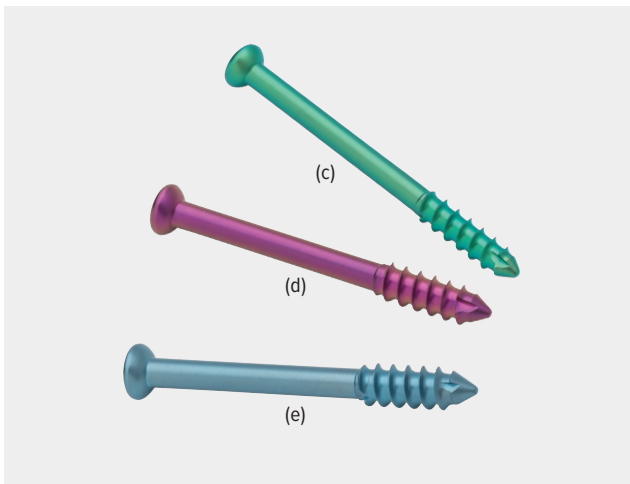


(b)



(c)

## 5th Metatarsal Fracture System



The uniquely designed 5th Metatarsal Fracture System provides surgeons with a variety of screw and plate options to efficiently and effectively treat complex 5th metatarsal fractures.

- **Solid Screw**

Robust 4.5 mm, 5.5 mm, and 6.0 mm diameters

- **Cannulated Instruments**

Strength of a solid screw while providing cannulated drills and taps for accurate placement and efficiency

- **Low-Profile Head**

Designed to minimize soft-tissue irritation

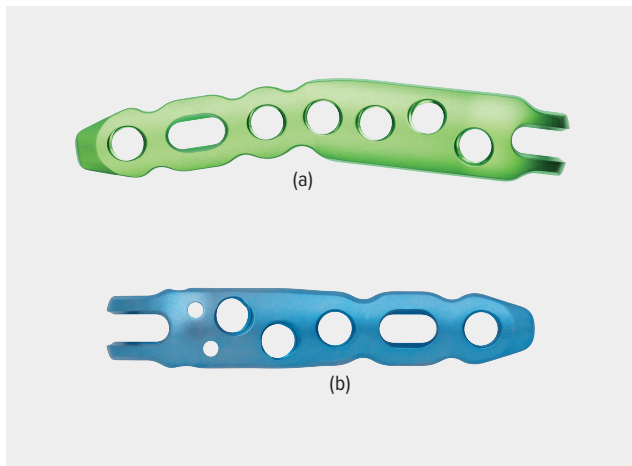
- **Anatomic Hook Plate**

Designed to fit the 5th metatarsal base with variable-angle locking and nonlocking screws for revisions or complex fractures

### 5th Metatarsal Fracture System (AR-8956S)

Product Description	Item Number
<b>Instruments</b>	
Drill Guide, VAL, 2.4 mm	AR-8724GV
Drill Guide, 1.7/2.4 mm	AR-8916-05
Drill Guide, 2.0 mm	AR-8956G-20
Drill Guide, 3.5 mm	AR-8956G-35
Drill Guide, 4.5 mm	AR-8956G-45
Drill Guide, 5.5 mm	AR-8956G-55
Drill Guide, 6.0 mm	AR-8956G-60
Drill/Depth Guide, locking, 2.4 mm, qty. 2	AR-8950-04
Depth Guide, mini	AR-13120G-2
Depth Device, cannulated, for Jones screws	AR-8956-12
Bone Reduction Forceps, curved, pointed	AR-8943-07
Plate Cutter	AR-8956-10
Tamp	AR-8956-08
Hex Driver, 3.5 mm, qty. 2	AR-8955D
Hudson Adapter	AR-1416
Holding Sleeve	AR-8920H
Screwdriver Handle, QC, ratcheting, cannulated, qty. 2	AR-8950RH
Screwdriver Handle, ratcheting, AO handle, mini, cannulated	AR-1999
Driver, T8 hexalobe, self-retaining	AR-8916-27
Bone Tap, cannulated, 4.5 mm	AR-8956C-45T
Bone Tap, cannulated, 5.5 mm	AR-8956C-55T
Bone Tap, cannulated, 6.0 mm	AR-8956C-60T
Instrument Case	AR-8956C
<b>Plates</b>	
Universal 5th Metatarsal Hook Plate, qty. 2 (b)	AR-8956-01
5th Metatarsal Hook Plate, long, left	AR-8956L-02
5th Metatarsal Hook Plate, long, right (a)	AR-8956R-03
<b>2.4 mm Screws</b>	
Cortex Screw, Ti, 2.4 mm × 8.0 mm – 32 mm	AR-8724-08 – 32
VAL Screw, Ti, 2.4 mm × 8.0 mm – 32 mm	AR-8724V-08 – 32

## 5th Metatarsal Fracture System (Cont.)




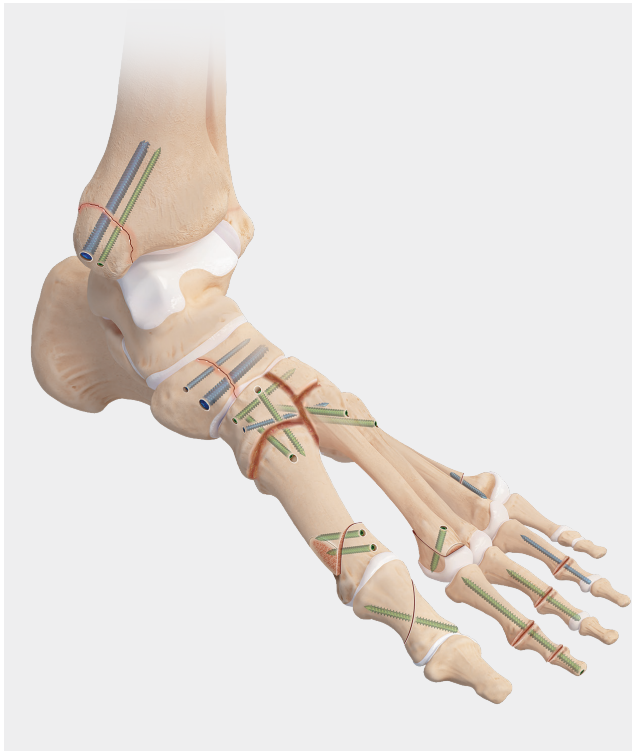
Product Description	Item Number
<b>Jones Screws</b>	
4.5 mm Partially Threaded, low-profile Ti screw, 4.5 mm × 40 mm–65 mm (5.0 mm increments) <b>(c)</b>	AR-9045-40PT – 65PT
5.5 mm Partially Threaded, low-profile Ti screw, 5.5 mm × 40 mm–65 mm (5.0 mm increments) <b>(d)</b>	AR-9055-40PT – 65PT
6.0 mm Partially Threaded, low-profile Ti screw, 6.0 mm × 40 mm–65 mm (5.0 mm increments) <b>(e)</b>	AR-9060-40PT – 65PT
<b>Disposables</b>	
Drill, 1.7 mm, short, qty. 2	AR-1201-7D
Drill, 1.7 mm, long, qty. 2	AR-8916-14
Pin Tip Drill, 3.5 mm, qty. 2	AR-8956-35PD
Pin Tip Drill, 4.0 mm, qty. 2	AR-8956-40PD
Drill, cannulated, 3.5 mm, qty. 2	AR-8956C-35PD
Drill, cannulated, 4.0 mm, qty. 2	AR-8956C-40PD
Guidewire w/ Trocar Tip, 0.062 in (1.6 mm), qty. 6	AR-8941K
Guidewire, 0.045 in (1.1 mm), qty. 6	AR-8933K
Guidewire w/ Trocar Tip, .078 in (2.0 mm), qty. 6	AR-8956K-01
BB-Tak, qty. 2	AR-13226
BB-Tak, threaded, qty. 2	AR-13226T
<b>Optional</b>	
5th Metatarsal Screw and Plate Caddy	AR-8956C-SC

### Literature

Product Description	Item Number
5th Metatarsal Fracture System Surgical Technique	LT1-0462-EN
Arthrex Treatment Options for Jones Fracture Product and Technique Highlights	LS1-0462-EN

### Multimedia

Product Description	Item Number
Arthrex Jones Screw, animation	AN1-00056-EN
5th Metatarsal Hook Plate, animation	AN1-00057-EN
Jones Fracture Nonunion Repair Using 5th Metatarsal Hook Plate, Presented by Norman E. Waldrop III, MD, surgical technique video	VID1-01229-EN
Jones Fracture Product Demonstration, Presented by Norman E. Waldrop III, MD, video	VID1-01231-EN
Management of Fifth Metatarsal Fractures, Presented by Terrence M. Philbin, DO, video	VPT1-00903-EN
Jones Fracture Surgical Repair 5th Metatarsal Fracture System, Presented by Anand Vora, MD, surgical technique video	VPT1-00383-EN
Talus and Jones Fracture Surgical Stabilization, Presented by David I. Pedowitz, MD, video	VPT1-01075-EN



The new Snap-Off Compression FT pins offer solutions for upper and lower extremities and the trauma setting. The ease of use, variable-stepped thread pitch, and wide range of sizes in diameters of both 1.9 mm and 2.4 mm represent an innovative new technology to help treat pathologies including joint arthrodesis, hammertoe, intra- and extra-articular fractures, and nonunions. They can also be used in conjunction with other Arthrex products to compress bone fragments.

- Variable-stepped thread pitch – the screw tip’s wider thread pitch enters the bone faster than trailing threads, gradually compressing the fragments as the screw is advanced
- Quick, convenient surgical technique
- Self-drilling and -tapping to facilitate insertion
- Multiple size options in diameters of 1.9 mm and 2.4 mm diameter screw’s solid
- Solid implant maximizes strength<sup>1</sup>
- Available in titanium

**Reference**

1. Arthrex, Inc. Data on file (APT 5550). Naples, FL; 2021.

Snap-Off Compression FT Pins (AR-9938S)

Product Description	Item Number
<b>Instruments</b>	
Pin Insertion Guide	AR-9938-01
Measuring Drill Guide	AR-9938-02
Depth Device	AR-9938-03
Locking Pin Driver	AR-9938-09
Pin Cutter	AR-9938-11
Cannulated Scalpel Handle, 1.35 mm	AR-9938-12
<b>Implants</b>	
1.9 mm Snap-Off Compression FT Pins, 10 mm-50 mm (2.0 mm increments)	AR-9919-10-50
2.4 mm Snap-Off Compression FT Pins, 10 mm-50 mm (2.0 mm increments)	AR-9924-10-50
Compression FT Pin, solid (sterile), 1.9 mm × 30 mm	AR-9919T-30S
Compression FT Pin, solid (sterile), 1.9 mm × 50 mm	AR-9919T-50S
Compression FT Pin, solid (sterile), 2.4 mm × 30 mm	AR-9924T-30S
Compression FT Pin, solid (sterile), 2.4 mm × 50 mm	AR-9924T-50S
<b>Disposables for 1.9 mm Snap-Off Compression FT Pins</b>	
Calibrated Measuring K-Wire, 1.1 mm, qty. 6	AR-9938-04
Hard-Bone Drill, 1.5 mm, qty. 2	AR-9938-05
Pin Extractor, 1.9 mm, qty. 2	AR-9938-08
<b>Disposables for 2.4 mm Snap-Off Compression FT Pins</b>	
Calibrated Measuring K-Wire, 1.35 mm, qty. 6	AR-9938-10
Hard-Bone Drill, 1.7 mm, qty. 2	AR-9938-06
Pin Extractor, 2.4 mm, qty. 2	AR-9938-07




## Compression FT Screw System (2.5 Micro, 3.5 Mini, and 4.0 Standard)

The cannulated titanium 2.5 Micro, 3.5 Mini, and 4.0 Standard Compression FT headless screws can be used for a wide range of indications in the lower extremities. They are intended for intra-articular and extra-articular fractures and nonunions of small bones and small bone fragments; arthrodesis of small joints; and bunionectomies and osteotomies. The variable-stepped pitch headless design reduces profile complications, provides compression, and allows for simplified insertion.

### Key Features and Benefits:

- **Variable-Stepped Thread Pitch** – the screw tip’s wider thread pitch enters the bone faster than trailing threads, gradually compressing the fragments as the screw is advanced
- **Headless** – the titanium screws can be implanted intra-articularly and extra-articularly with minimal risk of impingement or soft-tissue irritation
- **Self-Drilling and Self-Tapping** – 2 sets of cutting flutes facilitate insertion
- **Multiple Size Options** – 2.5 mm, 3.5 mm, and 4.0 mm
- **Cannulation** – assists in accurate placement for both percutaneous and open indications
- **Hexalobe recess** in 3.5 and 4.0 Compression FT screws provide improve torque transmission.  
**Note: 2.5 screw has 1.5 mm hex driver.**
- Available in titanium alloy



### Compression FT Screw System (AR-8738S)

Product Description	Item Number
<b>Instruments</b>	
Depth Device	AR-8737-51
Obturator for Drill Guide	AR-8737-44
Percutaneous Drill Guide	AR-8737-43
Screwdriver Handle, ratcheting	AR-8950RH
Guidewire Plunger	AR-8737-56
Screw Holding Forceps	AR-8941F
Percutaneous Pin Clamp	AR-8737-57
Compression FT Screw System Instrument Case	AR-8738C
<b>2.5 Micro Compression FT™ Screw Instruments</b>	
Driver, cannulated, 1.5 mm hex	AR-8737-37
Driver, solid, 1.5 mm hex	AR-8737-45
Profile Drill, Micro	AR-8737-46
Parallel Drill Guide	AR-8737-48
Screw Extractor/Trephine	AR-8737-59
<b>3.5 Mini Compression FT™ Screw Instruments</b>	
Driver, T10 hexalobe, cannulated	AR-8737-38
Driver, T10 hexalobe, solid	AR-8950SD-10
Profile Drill, Mini	AR-8737-47
Parallel Drill Guide	AR-8737-49
Screw Extractor/Trephine	AR-8737-59
<b>4.0 Standard Compression FT Screw Instruments</b>	
Driver, T10 hexalobe, cannulated	AR-8737-38
Driver, T10 hexalobe, solid	AR-8950SD-10
Profile Drill, standard	AR-8737-54
Parallel Drill Guide	AR-8737-55
Screw Extractor/Trephine	AR-8737-60
<b>Implants</b>	
2.5 Micro Compression FT Screws (a) 8.0 mm-14 mm (1.0 mm increments) 16 mm-50 mm (2.0 mm increments)	AR-8725-08H – 14H AR-8725-16H – 50H
3.5 Mini Compression FT Screws (b) 12 mm-60 mm (2.0 mm increments)	AR-8730-12H – 60H
4.0 Standard Compression FT Screws (c) 16 mm-60 mm (2.0 mm increments)	AR-8740-16H – 60H

2.5 Micro and 3.5 Mini Compression FT screws and instrumentation are also available in the QuickFix™ cannulated screw set (AR-8737S).

## Compression FT Screw System (2.5 Micro, 3.5 Mini, and 4.0 Standard) (Cont.)



### Disposables (not included in set)

Product Description	Item Number
<b>2.5 Micro Compression FT™ Screws</b>	
Drill Bit, straight, cannulated, 2.0 mm	AR-8737-34
Drill Bit, straight, cannulated, 2.2 mm (hard bone option)	AR-8737-58
Guidewire w/ Trocar Tip, 0.034 in (0.86 mm), laser-marked	AR-8737-39
Guidewire w/ Double Trocar Tip, 0.034 in (0.86 mm), laser-marked	AR-8737-39KD
Guidewire w/ Trocar Tip, threaded, 0.034 in (0.86 mm), laser-marked	AR-8737-40
<b>3.5 Mini Compression FT™ Screws</b>	
Drill Bit, straight, cannulated, 2.7 mm	AR-8737-35
Guidewire w/ Trocar Tip, 0.045 in (1.1 mm), laser-marked	AR-8737-41
Guidewire w/ Double Trocar Tip, 0.045 in (1.1 mm), laser-marked	AR-8737-41KD
Guidewire w/ Trocar Tip, threaded, 0.045 in (1.1 mm), laser-marked	AR-8737-42
<b>4.0 Standard Compression FT Screws</b>	
Drill Bit, straight, cannulated, 3.2 mm	AR-8737-50
Guidewire w/ Trocar Tip, 0.045 in (1.1 mm), laser-marked	AR-8737-41
Guidewire w/ Double Trocar Tip 0.045 in (1.1 mm), laser-marked	AR-8737-41KD
Guidewire w/ Trocar Tip, threaded, 0.045 in (1.1 mm), laser-marked	AR-8737-42

### Optional

Product Description	Item Number
Compression FT Screw System Caddy, common instruments	AR-8738C-01
Compression FT Screw System Caddy, Micro	AR-8738C-02
Compression FT Screw System Caddy, Mini	AR-8738C-03
Compression FT Screw System Caddy, Standard	AR-8738C-04

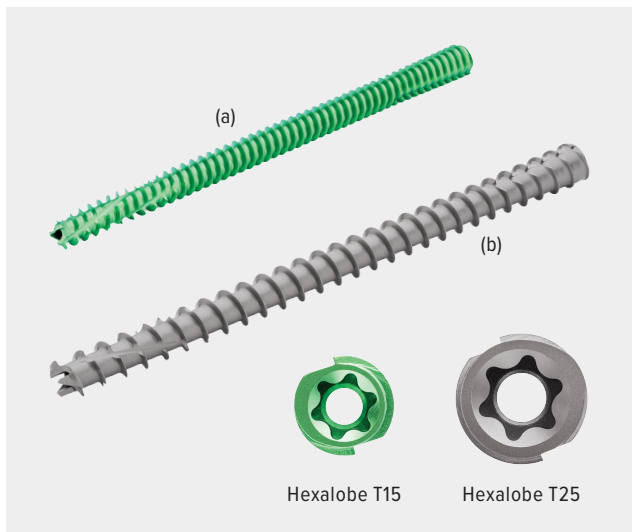
### Literature

Product Description	Item Number
Arthrex Compression FT Screw System Brochure	LB1-0487-EN
The Arthrex Compression FT Screw Product and Technique Highlights	LS1-0487-EN
Arthrex Reference Chart for Compression FT Screws	LR1-000005-en-US

### Multimedia

Product Description	Item Number
Compression Screw - Chevron, animation	AN1-00030-EN
Triple Arthrodesis for Cavus Foot Utilizing 6.7 mm LPS Cannulated Screws, StimuBlast, 4.0 Standard Compression FT Screws and Double Compression Plate, Presented by Anand Vora, MD, video	VID1-00265-EN
Arthroscopic Ankle Fusion With Compression FT Screws, Presented by Ryan Rigby, DPM, video	VID1-000755-en-US

## Compression FT Screw System (5.0 mm Large and 7.0 mm X-Large)



The fully threaded, headless, titanium 5.0 mm large and 7.0 mm X-large screws provide surgeons the ability to achieve zero-profile, stable fixation with optimized compression. This completes the Compression FT family of screws, which now offers 5 diameters (2.5, 3.5, 4.0, 5.0, and 7.0 mm) and 91 unique screw lengths to fit various orthopedic applications throughout the foot and ankle.

### Advantages:

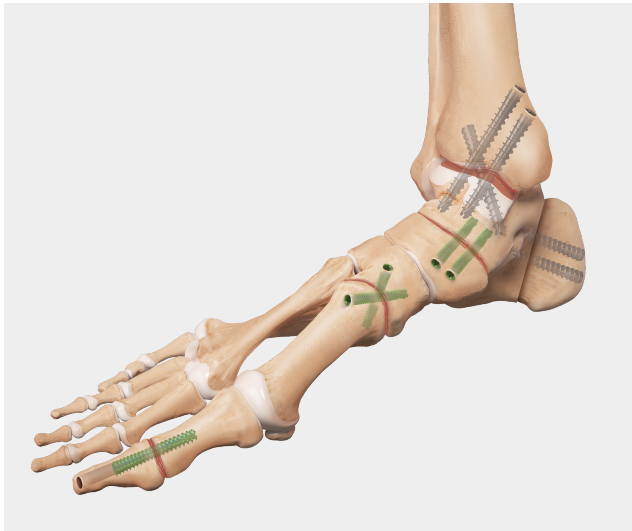
- Variable-stepped thread pitch – the screw tip’s wider thread pitch enters the bone faster than trailing threads, gradually compressing the fragments as the screw is advanced
- Headless – minimal risk of impingement or soft-tissue irritation
- Multiple size options – 5.0 mm (24 lengths from 20 mm to 90 mm) and 7.0 mm (22 lengths from 35 mm to 140 mm)
- Cannulation – assists in accurate placement

## Compression FT Screw System (AR-8750S)

Product Description	Item Number
<b>Instruments</b>	
Depth Device	AR-8750-01
Percutaneous Drill Guide	AR-8750-02
Guidewire Plunger	AR-8737-56
Screw Holding Forceps	AR-8941F
Sharp Hook	AR-8943-21
5.0 mm/7.0 mm Compression FT Instrument Case	AR-8750C
<b>Instruments for 5.0 mm Large Compression FT Screws</b>	
Driver, T15 hexalobe, ISO, cannulated, qty. 2	AR-8750-03
Driver, T15 hexalobe, ISO, solid	AR-8750-06
Guidewire Sleeve, 1.6 mm	AR-8750-07
Soft Tissue Protector, 1.6 mm	AR-8750-08
Drill Sleeve, 5.0 mm large	AR-8750-12
Screwdriver Handle, ratcheting, AO, cannulated	AR-8970RH
Trephine/Extractor, 5.0 mm large	AR-8750-11
<b>Instruments for 7.0 mm X-Large Compression FT Screws</b>	
Driver, T25 hexalobe, ISO, cannulated, qty. 2	AR-8770-01
Driver, T25 hexalobe, ISO, solid	AR-8770-04
Guidewire Sleeve, 2.4 mm	AR-8770-05
Soft Tissue Protector, 2.4 mm	AR-8770-06
Drill Sleeve, 7.0 mm X-large	AR-8770-09
Screwdriver Handle, ratcheting, tri-lobe axial handle	AR-8770RH
Screwdriver Handle, ratcheting, tri-lobe T-handle	AR-8770TH
Trephine/Extractor, 7.0 mm X-large	AR-8770-08
<b>Implants</b>	
5.0 mm Large Compression FT Screws (a) 20 mm-50 mm (2.0 mm increments) 55 mm-90 mm (5.0 mm increments)	AR-8750-20H – 50H AR-8750-55H – 90H
7.0 mm X-Large Compression FT Screws (b) 35 mm-120 mm (5.0 mm increments) 125 mm-140 mm (5.0 mm increments)*	AR-8770-35H – 120H AR-8770-125HS – 140HS

\*Available outside of set sterile-packed.

## Compression FT Screw System (5.0 mm Large and 7.0 mm X-Large) (Cont.)



### Additional Screw Caddies (Optional)

Product Description	Item Number
Compression Screw Caddy, 5.0 mm large	AR-8750C-SC-01
Compression Screw Caddy, 7.0 mm X-large	AR-8750C-SC-02

### Literature

Product Description	Item Number
The Arthrex 5.0 mm and 7.0 mm Compression FT Screws Product and Technique Highlights	LS1-00063-EN
5.0 mm Large and 7.0 mm X-Large Compression FT Screw System Surgical Technique Guide	LT1-00096-EN

### Disposables (not included in set)

Product Description	Item Number
<b>5.0 mm Disposable Instruments</b>	
Guidewire w/ Trocar Tip, 0.062 in (1.6 mm), qty. 6	AR-8750K
Guidewire w/ Trocar Tip, threaded, 0.062 in (1.6 mm), qty. 6	AR-8750KT
Profile Drill, 5.0 mm large	AR-8750-05
Drill Bit, straight, cannulated, 3.2 mm, qty. 2	AR-8750-04
Drill Bit, straight, cannulated, long, 3.2 mm	AR-8750-09
Drill, cannulated, 3.7 mm	AR-8750-13
Drill, cannulated, long, 3.7 mm	AR-8750-14
Easy-Out, large Compression FT	AR-8750-10
<b>7.0 mm Disposable Instruments</b>	
Guidewire w/ Trocar Tip, 0.094 in (2.4 mm), qty. 6	AR-8770K
Guidewire w/ Trocar Tip, threaded, 0.094 in (2.4 mm), qty. 6	AR-8770KT
Profile Drill, 7.0 mm X-large	AR-8770-03
Drill Bit, straight, cannulated, 5 mm, qty. 2	AR-8770-02
Drill, cannulated, 5.2 mm	AR-8770-10
Easy-Out, X-large Compression FT	AR-8770-07

## Lisfranc Fixation System for *Internal/Brace*™ Technique



A novel solution to repair Lisfranc ligament injuries, this technique uses a 1.6 mm tapered guidewire through the Lisfranc articular surface. An oblong button loaded with collagen-coated 2 mm FiberTape® suture is placed on the 2nd metatarsal and passed through the intraosseous Lisfranc complex. The FiberTape suture is secured with a 4.75 mm SwiveLock® anchor in the medial cuneiform.

### Advantages:

- No second surgery for hardware removal or broken screws
- Micromotion similar to Lisfranc ligament to accelerate biological healing<sup>1,2</sup>
- May cause less joint disruption than a screw
- Knotless technique

### References

1. Hart DP, Dahners LE. Healing of the medial collateral ligament in rats. The effects of repair, motion, and secondary stabilizing ligaments. *J Bone Joint Surg Am.* 1987;69: 1194-1199.
2. Walsh S, Frank C, Shrive N, Hart D. Knee immobilization inhibits biomechanical maturation of the rabbit medial collateral ligament. *Clin Orthop Relat Res.* 1993;297: 253-261.

### Lisfranc Fixation for *Internal/Brace* Repair

Product Description	Item Number
PEEK SwiveLock Suture Anchor, 4.75 mm FiberTape Suture, collagen-coated, w/ button Drill Bit, cannulated, 3.5 mm Drill Guide Suture Passing Wire, 1.6 mm, qty. 2	<b>AR-1698-CP</b>

### Additional Part Numbers for Supplemental Fixation Technique

Product Description	Item Number
DX SwiveLock Anchor, PEEK, w/ closed eyelet, 3.5 mm × 13.5 mm	<b>AR-8979P</b>

### 3.5 mm × 13.5 mm DX SwiveLock Anchor Disposables Kit

Product Description	Item Number
Drill Guide w/ Depth Stop Drill Bit, solid, 3.0 mm Drill Bit, solid, 3.4 mm Tap for DX SwiveLock Anchor	<b>AR-8979DS</b>

### Multimedia

Product Description	Item Number
Lisfranc Fracture Dislocations: Approaches for Stability, Presented by Thomas G. Harris, MD, video	<b>VID1-01197-EN</b>
Lisfranc Injury Repair With Lisfranc <i>Internal/Brace</i> Ligament Augmentation, Presented by Eric Giza, MD, video	<b>VPT1-00729-EN</b>
Lisfranc ORIF With <i>Internal/Brace</i> Ligament Augmentation, Presented by Eric Giza, MD, video	<b>VPT1-00577-EN</b>
Lisfranc Repair With <i>Internal/Brace</i> Ligament Augmentation Implant System, Presented by Lorenzo Gamez, MD, video	<b>VPT1-00937-EN</b>
Lisfranc Repair With <i>Internal/Brace</i> Ligament Augmentation, Presented by Lorenzo Gamez, MD, video	<b>VPT1-00942-EN</b>
Lisfranc Injury Repair With Lisfranc <i>Internal/Brace</i> ™ Ligament Augmentation, Presented by Kirk McCullough, MD, video	<b>VID1-000030-EN</b>

### Literature

Product Description	Item Number
Lisfranc <i>Internal/Brace</i> Ligament Augmentation Implant System Surgical Technique Guide	<b>LT1-00105-EN</b>



**Overview:**

- Recommended for purely ligamentous Lisfranc injuries with no sagittal plane instability
- Can be used with other fixation methods when sagittal plane instability exists (ie, Lisfranc diamond plate, 4.0 Compression FT screw, Mini TightRope FT implant)
- Knotless, tensionable system
  - Six strands #2 suture
  - Buttons attached to implant
- 2.7 mm bone tunnel
- Sterile, single-use convenience packs
- Alternative to the Lisfranc *Internal/Brace™* system
- Recommended when there is concern for bone quality and/or tensioning

**Advantages:**

- No secondary surgery for hardware removal prior to weightbearing and/or problems with broken screws
- No loss in reduction after screw removal
- Nonrigid anatomical reduction may function more like the natural Lisfranc ligament than a rigid screw
- 40% increase in mechanical strength as compared to the knotted Mini TightRope implant<sup>1,2</sup>

2.7 mm Knotless Mini TightRope Implant System


Product Description	Item Number
2.7 mm Knotless Mini TightRope Implant, qty. 1	AR-8908DS
#2 Coreless Machine-Tapered Suture	
Round Button, 5.5 mm	
Oblong Button, 2.6 mm	
TightRope Guide Pin, 1.6 mm	
Cannulated Drill, 2.7 mm, qty. 1	
Nitinol Passing Wires, qty. 2	
K-Wire, 2.4 mm, qty. 2	
Tensioning Handles, qty. 2	

Supplemental Fixation

Product Description	Item Number
Compression FT Screw System (available in 2.5 mm, 3.5 mm, and 4.0 mm sizes)	AS-8738S
Mini TightRope FT Implant	AR-8912DS
Lisfranc Plates in CFS System	AR-8950S-02
Lisfranc Plate, left, small, medium, large	AR-8951SL, ML, LL
Lisfranc Plate, right, small, medium, large	AR-8951SR, MR, LR

**References**

1. Arthrex, Inc. Data on file (APT-05278). Naples, FL; 2021.
2. Arthrex, Inc. Data on file (APT-05279). Naples, FL; 2021.





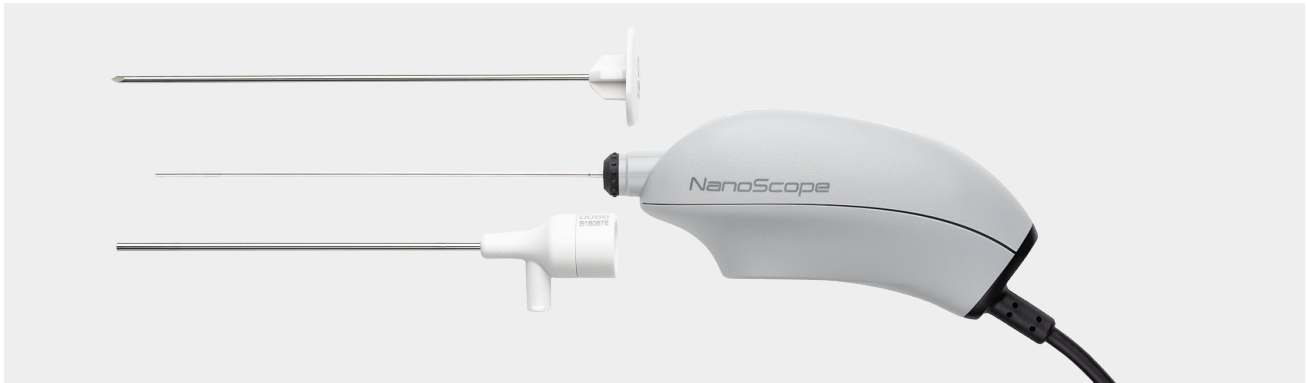




# Imaging and Resection

NanoScope™ Operative Arthroscopy System .....	114
NanoScope Console.....	115
Patient Prep Kit Components.....	115
NanoScope Handpiece Kit.....	116
NanoScope High-Flow Sheath Kit.....	116
NanoScope Arthroscopy Hand Instruments .....	117
Nano Arthroscopy Cannulas .....	118
Outflow Cannulas .....	118
Percutaneous Insertion Kit.....	119
Mobile Cart.....	120
DrillSaw Highspeed 200™ System .....	121
Service and Support.....	122

## NanoScope™ Operative Arthroscopy System



The 1.9 mm NanoScope system is a medical-grade, all-in-one, needle-size operative arthroscopy system that features a disposable camera with chip-on-tip image sensor technology.

The portable system allows the surgeon to perform minimally invasive arthroscopy during preoperative, intraoperative, and postoperative phases of care – with the NanoScope system as the main arthroscope or as an adjunct to a conventional arthroscope.

Arthrex helped to pioneer operative arthroscopy and is once again the pioneer of nano-operative arthroscopy. Our 2 mm diameter Nano arthroscopy hand instruments for tissue palpation, resection, extraction, and repair fit through the small NanoCannula with 3.4 mm outer diameter.

Moreover, the NanoScope system provides a new supplement to MRI imaging, second-look arthroscopy, and image-guided injections that can be placed precisely under video image control.

The NanoScope high-flow sheath kit comes sterile packaged with a straight sheath and pre-bent sheath option. The increased flow rate at the distal tip allows for improved visualization and increased joint distention for more advanced procedures in operative settings. The angled sheath allows for the rotation of the sensor at 10° for more traditional viewing angles.

### Benefits of the NanoScope System for Fractures:

- Ease of set up
- Peel packed, on the shelf, always available
- After-hours case access to visualization equipment
- Mobile console: Carry in, power on, plug in, and go.
- No need for fluid pumps/arthroscopy trays, shavers, etc (can be flushed with syringes)
- Less technical skill, training, and knowledge required by the surgeon and operating room staff
- Minimally invasive, maximum information
- Doesn't require the maintenance of regular scope equipment
- Patients love to see pictures to better understand their pathology and potential for arthritis and can understand the outcome when they can see the damage



## NanoScope™ Console



- Portable control unit includes documentation and data management
- 13 in touch screen monitor
- Rechargeable battery-powered
- Medical-grade device
- Ethernet, USB, and HDMI ports wireless network capabilities
- Integrated microphone

Product Description	Item Number
NanoScope Console (a)	AR-3200-0030

The NanoScope system combines the latest technologies in small imaging sensors, LED lighting, and image management with an intuitive control unit.


## Patient Prep Kit Components



- Four 30 cc syringes
- 10 cc syringe w/ 25 ga needle
- One IV bag adapter
- 11 blade mini scalpel
- Disposable floor drape
- Two sterile towels
- One elastic bandage

Product Description	Item Number
NanoScope Arthroscopy Patient Prep Kit (b)	74312-01M

## NanoScope™ Handpiece Kit



### Components:


- NanoScope handpiece
- One sharp obturator
- One blunt obturator
- Two inflow cannulas (2.2 mm outer diameter)
- Two fluid stopcocks

### NanoScope handpiece features:

- Single-use sterile camera
- 1.9 mm scope diameter
- 0° direction of view
- 120° field of view
- Integrated LED light source
- Lightweight (55 g) and well balanced

Product Description	Item Number
NanoScope Handpiece Kit, single use (b)	AR-3210-0040

## NanoScope High-Flow Sheath Kit



### Features:

- Straight 3.4 mm sheath with rigid sharp obturator
- 10° prebent 3.4 mm sheath with flexible blunt obturator
- Tapered luer for cut and gravity tube sets
- Sterile-packaged pouch
- Hardened metal for more rigid/durable feel
- Increased flow rate at the distal tip for improved visualization and distention
- Most efficient when using resection blades and burrs <4 mm

Product Description	Item Number
NanoScope High-Flow Sheath Kit	AR-3210-0041

## NanoScope™ Arthroscopy Hand Instruments



Harnessing 20 years of excellence, Arthrex has engineered the next generation of instruments for diagnostic, resection, and extraction procedures.

The NanoProbe is an articulating, retractable hook probe used for diagnostic procedures. The NanoBiter, NanoScissor, and NanoGrasper are small arthroscopic soft-tissue resection instruments. Just 2 mm in diameter, they are designed for atraumatic insertion through tight joint spaces.

These instruments are sharp and engineered to efficiently resect meniscal tissue and other soft-tissue structures.

### Nano Arthroscopy Hand Instruments, 130 mm Working Length, 2.0 mm Diameter, Single-Use Sterile Pack

Product Description	Item Number
NanoBiter, straight (a)	AR-10911D-1
NanoBiter, 15° up (b)	AR-10922D-1
NanoGrasper, straight (c)	AR-10913D-1
NanoScissor, straight (d)	AR-10915D-1
NanoProbe, retractable (e)	AR-10100N

### Nano Arthroscopy Hand Instruments, 70 mm Working Length, 2.0 mm Diameter, Single-Use Sterile Pack

Product Description	Item Number
NanoBiter, straight	AR-10901D-1
NanoBiter, 15° up	AR-10902D-1
NanoGrasper, straight	AR-10903D-1
NanoScissor, straight	AR-10905D-1



#### Product Description

NanoBiter, straight (a)



#### Product Description

NanoBiter, 15° up (b)



#### Product Description

NanoGrasper (c)



#### Product Description

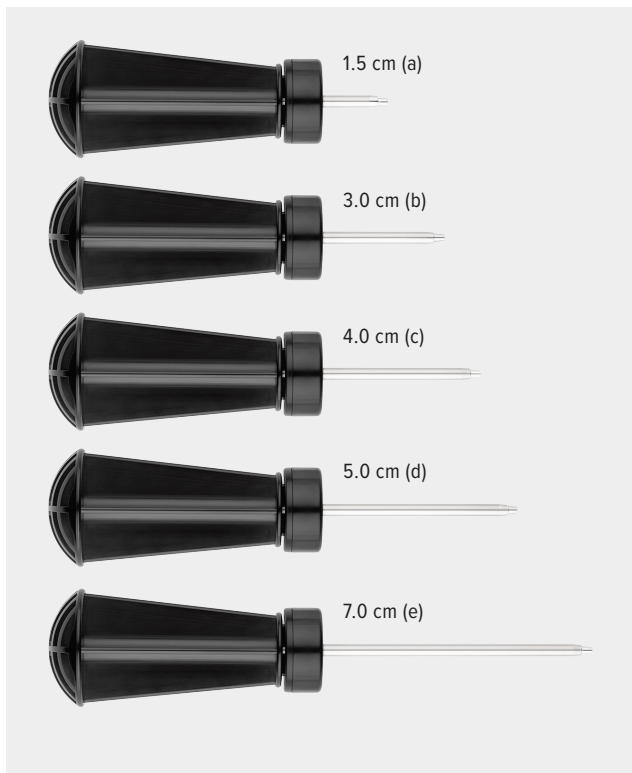
NanoScissor (d)



#### Product Description

NanoProbe, retractable (e)

## Nano Arthroscopy Cannulas



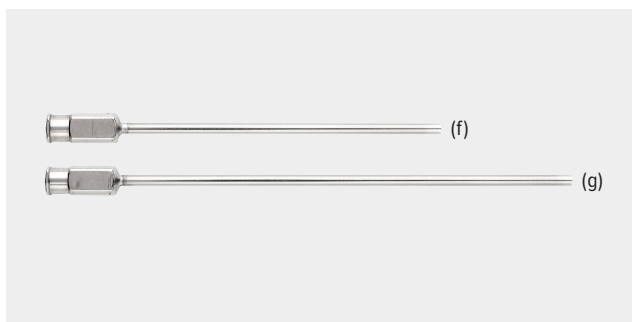
The Nano arthroscopy cannula features a flexible plastic dam to prevent fluid loss. The cannula is designed to facilitate the insertion of the NanoProbe and Nano resection and excision hand instruments as well as small-diameter shaver blades. The included Tegaderm™ skin adhesive is placed over the NanoCannula to maintain cannula position during instrument removal.

### NanoCannula and Cannulated Obturator, 2.7/3.4 mm, Single-Use Sterile Pack, Tegaderm

Product Description	Item Number
NanoCannula, 1.5 cm length <b>(a)</b>	AR-1090C-15-1
NanoCannula, 3.0 cm length <b>(b)</b>	AR-1090C-30-1
NanoCannula, 4.0 cm length <b>(c)</b>	AR-1090C-40-1
NanoCannula, 5.0 cm length <b>(d)</b>	AR-1090C-50-1
NanoCannula, 7.0 cm length <b>(e)</b>	AR-1090C-70-1

Tegaderm is a trademark of 3M Medical.

## Outflow Cannulas

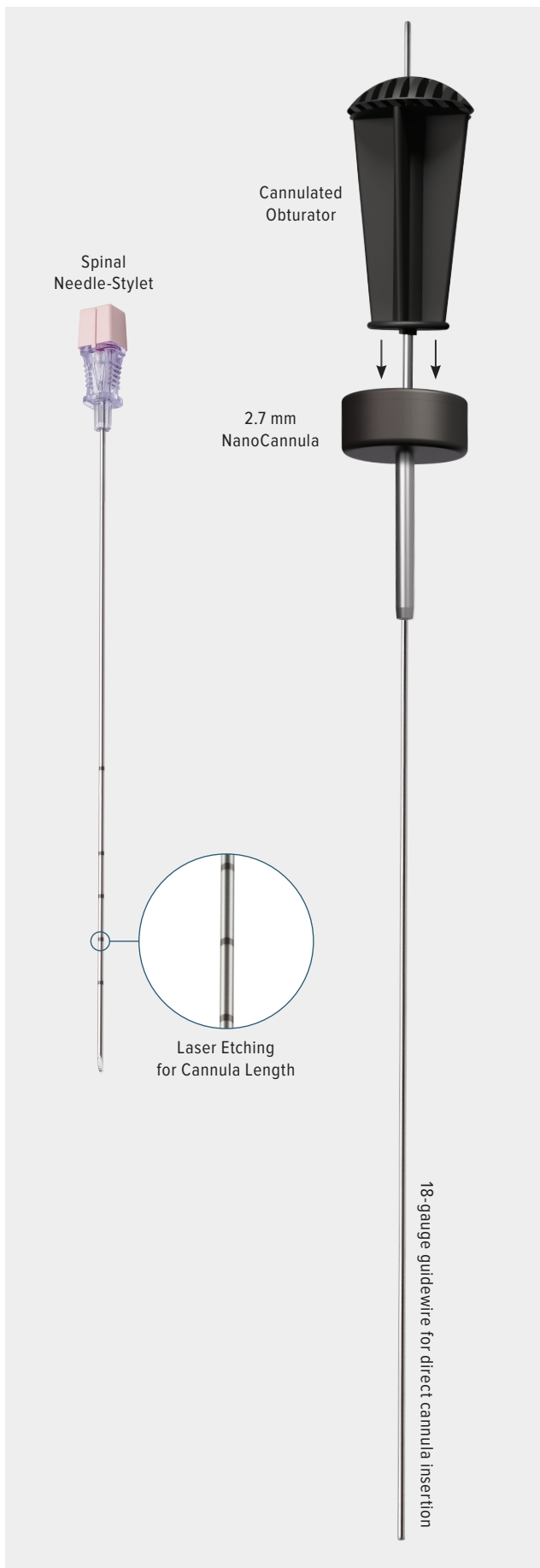


The outflow cannula can be inserted through the NanoCannula for aspiration of fluid and resected soft tissue. It connects to syringes or suction tubing.

### Outflow Cannula, 2.4 mm, Single-Use Sterile Pack

Product Description	Item Number
Outflow Cannula, 7.0 cm length <b>(f)</b>	AR-1090S-70-1
Outflow Cannula, 10 cm length <b>(g)</b>	AR-1090S-100-1

## Percutaneous Insertion Kit



Product Description	Item Number
Percutaneous insertion kit for cannula insertion and measuring the appropriate cannula length (includes calibrated 17 gauge spinal needle stylet and 1.1 mm guidewire)	AR-1090PK-1

### Cannula Insertion Recommendations

1. Insert calibrated needle stylet.
2. Measure appropriate cannula length.
3. Remove stylet and insert guidewire through needle.
4. Remove the needle, keeping guidewire in place.
5. Insert cannula and obturator over the guidewire into the joint space.
6. Remove guidewire and obturator, keeping cannula in place.
7. Add Tegaderm transparent film dressing adhesive for hands-free usage, to prevent cannula fallout.

## Mobile Cart



Product Description	Item Number
MSK Mobile Cart	AR-3502-CRT
NanoScope™ Console Mount	ATX-2601
DualWave™ Cart	AR-6841
Accessory Mount	5010-1500



## DrillSaw Highspeed 200™ System



■ Cost-effective, modular system for small bone applications. Compatible with versatile attachments for:

- Drilling
- Reaming
- Sawing
- Wire/pin driving
- Burring

■ Minimal weight with maximum power output

■ Well-balanced, intuitive design

Product Description	Item Number
MIS Instrument Case	AR-8880C

### DrillSaw Highspeed 200 Set (AR-200)

Product Description	Item Number
<b>Instruments</b>	
DrillSaw Highspeed 200 Set Console (a)	AR-200C
Motor w/ Cable 0-15,000 rpm (b)	AR-200M
Foot Pedal (c)	OEM06202400
Motor Support	OEM06177800

## Service and Support



### Service you can rely on...

We understand that patients rely on you every day—and that you rely on your equipment. You have purchased the most innovative world-class imaging devices available, and you always expect them to be ready. As your strategic partner, you can rely on Arthrex to provide quality products and service to help surgeons treat their patients better.

## Arthrex Armour Technology Protection

Arthrex Armour offers customizable service plan levels to meet all your product and service needs.

### Arthrex Armour Core Protection

- Our baseline service level, Arthrex Armour Core Protection, provides as-needed support that is billed on a per-incident basis.

### Arthrex Armour Plus Protection

- For customers looking to better forecast their operational budget, the Arthrex Armour Plus Protection plan is a welcome benefit that offers prepaid per-incident billing.

### Arthrex Armour Premium Protection

- Available for Synergy imaging equipment and Synergy software, Arthrex Armour Premium Protection plan provides total protection against product issues and incidental damage.

### Arthrex Armour Premium Distal Extremity Protection

- For customers who want the service benefits they have for their Synergy equipment extended to other equipment, the Arthrex Armour Premium Distal Extremity Protection plan is available.

### Arthrex Armour Titanium Protection

- Our most comprehensive level of protection to resolve and prevent possible technical challenges, Titanium Protection includes all the benefits of the Premium level, such as 24/7 remote technical support provided by our Technical Assistance Center. This tier also includes a trained Arthrex agency personnel on location to provide immediate technical support.

With an Arthrex Armour Technology Protection plan you will:

- Save money and ensure against costly, unbudgeted repairs
- Reduce downtime with advance replacement products
- Receive in-house Arthrex-certified replacement parts
- Choose from flexible agreement and payment terms

### Why Arthrex?

As the designer for the Arthrex family of products, we use high-quality, Arthrex-certified components to provide the highest standard of service designed to keep your equipment in excellent working condition over time. For maximum uptime and highest quality performance, we are the logical choice for service replacements and after-sale care.

### Contact Information

Please contact us at [ServiceAgreements@arthrex.com](mailto:ServiceAgreements@arthrex.com) for any questions or requests regarding our service offerings.

### Warranty Policy

For all warranty information, including disclaimers, exclusions, terms, conditions, and related provisions, refer to the “Arthrex U.S. Product Warranty” section of the Arthrex, Inc. website, found at [www.arthrex.com/corporate/arthrex-us-product-warranty](http://www.arthrex.com/corporate/arthrex-us-product-warranty).





# Orthobiologics

Arthrex ACP® Double-Syringe System.....	126
Angel® cPRP System for PRP Formulation.....	127
Angel cPRP System .....	128
Bone Marrow Aspiration .....	129
BioCartilage® Extracellular Matrix.....	130
Cartiform® Viable Osteochondral Allograft.....	131
IntraOsseous BioPlasty® (IOBP®) Technique .....	132
ArthroCell™ Cellular Bone Graft.....	133
AlloSync™ Pure Demineralized Bone Matrix .....	134
AlloSync Expand .....	135
AlloSync Cancellous Cubes.....	135
AlloSync Putty, Gel, and Paste.....	136
BoneSync™ Fast-Setting, Drillable Calcium Phosphate Cement .....	137
BoneSync Putty and Strips .....	138
Quickset™ Calcium Phosphate Cement .....	139
BioXpress™ Graft Delivery Device .....	140
OsteoAuger Bone Graft Harvesting System .....	141
JumpStart® Antimicrobial Wound Dressing.....	142
JumpStart FlexEFit™ Antimicrobial Wound Dressing.....	143
Energel® Wound Hydrogel .....	143
JumpStart Pin Site Dressing Kit.....	144

## Arthrex ACP® Double-Syringe System



There has been increased interest in autologous blood products for use in a number of orthopedic therapies. The main effects of platelet-rich plasma (PRP) are thought to be caused by growth factors released from the platelets, which may play a beneficial role within these therapies.

- The Arthrex ACP (autologous conditioned plasma) system allows for rapid and efficient concentration of platelets and growth factors from autologous blood for use at the treatment site
- The unique double-syringe design allows for convenient and safe handling, as the whole preparation process takes place in a closed system
- The Arthrex ACP system is affordable and easy to use, and it has a quick procedure time when compared to other PRP devices

White blood cells, specifically neutrophils, are not concentrated within the ACP system. These cells can have a detrimental effect on the healing process due to release of degradative proteins and reactive oxygen species<sup>1,2</sup>

Product Description	Item Number
ACP/Double Syringe With Cap (a)	ABS-10010S
Series I ACP Blood Draw Kit (c)	ABS-10011
Series II ACP Blood Draw Kit (d)	ABS-10012
Centrifuge	00389-129-000K
Bucket	03-1-0001-0097K
Bucket Spacer	03-1-0001-0098K
Counterbalance	ABS-10027
Arthrex Biologics Cart (b) (compatible with both Angel® and ACP Centrifuge Systems)	ABS-10100

### References

1. Scott A, Khan KM, Roberts CR, Cook JL, Duronio V. What do we mean by the term "inflammation"? A contemporary basic science update for sports medicine. *Br J Sports Med.* 2004;38(3):372-380. doi:10.1136/bjism.2004.011312
2. Jiang N, Tan NS, Ho B, Ding JL. Respiratory protein-generated reactive oxygen species as an antimicrobial strategy. *Nat Immunol.* 2007;8(10):1114-1122. doi:10.1038/ni1501

The Arthrex ACP double-syringe system is used to facilitate the safe and rapid preparation of autologous PRP from a small sample of blood at the patient's point of care. The PRP can be mixed with autograft and allograft bone prior to application to an orthopedic surgical site as deemed necessary by the clinical use requirements.



## Angel® cPRP System for PRP Formulation



What sets the Angel cPRP system apart from the competition is technology. Using a proprietary platelet sensor and one-button automation to prepare customized PRP formulations, the Angel cPRP system can deliver platelet concentrations up to 18× baseline with adjustable leukocyte concentrations.

- Proprietary platelet sensor system
- Adjustable platelet concentrations
- Adjustable WBC concentrations
- Flexible processing volume, 40 mL to 180 mL
- Each processing kit can process 3 cycles of up to 180 mL on the same patient
- Programmable and capable of storing up to 30 custom processing protocols
- Closed system, delivers PRP, PPP, and RBCs into separate, sterile compartments

Product Description	Item Number
Angel System Centrifuge	ABS-10060
Angel System Centrifuge, refurbished	ABS-10060R
Angel Kit	ABS-10063
Angel PRP Kit	ABS-10061T
Arthrex Biologics Cart	ABS-10100

## Angel® cPRP System



Angel cPRP System	Platelet Concentration (K/ $\mu$ L)	Nucleated Cell Concentration (K/ $\mu$ L)	Hematopoietic Cell Concentration (K/ $\mu$ L)	Total Neutrophils ( $\times 10^6$ )
<b>BMA</b>	87.7 $\pm$ 6.4	24.5 $\pm$ 15.6	0.002 $\pm$ 0.001	612.1
<b>PRP Concentrate From BMA</b>	787.0 $\pm$ 317.6	240.5 $\pm$ 186.6	0.081 $\pm$ 0.056	132.9
<b>Increase Above Baseline</b>	$\sim 9\times$	$\sim 10\times$	$\sim 33\times$	80% $\downarrow$

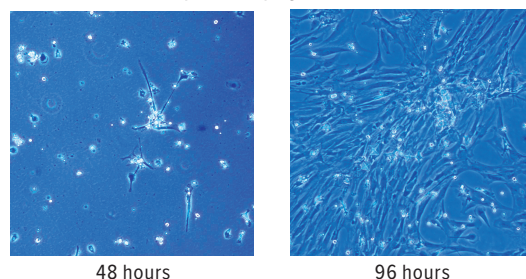
Greater than 80% recovery of the hematopoietic cell lines with an 80% reduction in the undesirable neutrophil cell content.

Data from Arthrex, Inc. Data on file (APT-02569). Naples, FL; 2018.

Technology sets the Angel cPRP system apart from the competition. The Angel cPRP system uses proprietary sensor technology and one-button automation to deliver customized PRP concentrate. The Angel cPRP system is the only device that can provide PRP concentrate from BMA with adjustable cellular levels. Bone marrow is a rich source of platelets, nucleated cells, and progenitor cells.

- Proprietary platelet sensor system
- Adjustable platelet concentrations
- Adjustable WBC concentrations
- Programmable – can store up to 30 custom processing protocols
- Each processing kit can process 3 cycles of up to 180 mL on the same patient
- Flexible processing volume, 40 mL to 180 mL
- Closed system; delivers PRP, PPP, and RBCs into separate, sterile compartments

In vitro culture expansion of progenitor cells over 96 hours<sup>1</sup>



Product Description	Item Number
Angel System Centrifuge (a)	ABS-10060
Angel System Centrifuge, refurbished	ABS-10060R
Angel cPRP System w/ Aspiration Kit (w/ ACD-A) (b)	ABS-10062T
Angel cPRP System w/ Powered Aspiration Kit (w/ ACD-A) (c)	ABS-10062D
Arrow® OnControl® System Sterile Procedure Tray (d)	9403-VC-006
Arrow OnControl Power Driver w/ Cradle	9401
Arthrex Biologics Cart	ABS-10100

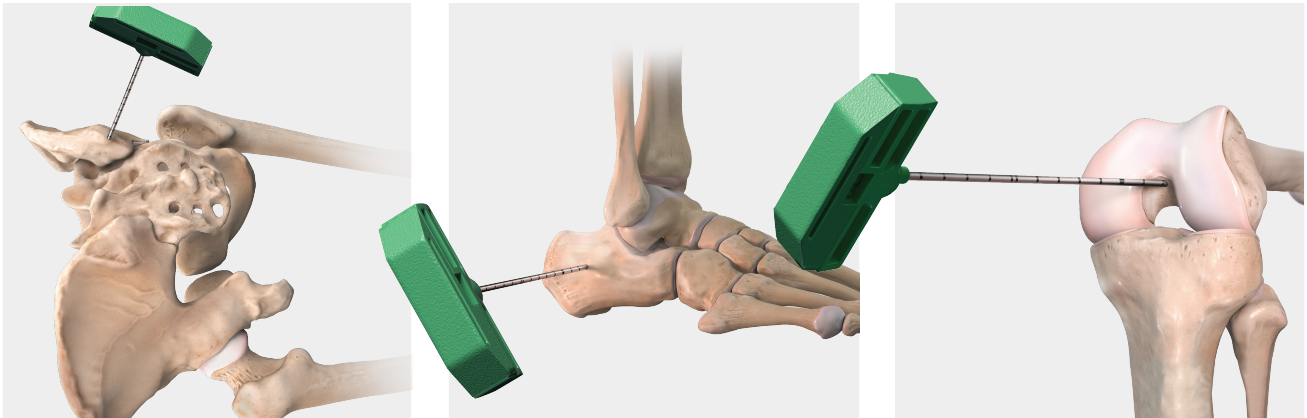
### Reference

1. Arthrex, Inc. Data on file (APT-05220). Naples, FL; 2021. Arrow and OnControl are registered trademarks of Teleflex, Inc.





## Bone Marrow Aspiration



Bone marrow-stimulating techniques, like abrasion and microfracturing, have been advocated for over 20 years.<sup>1</sup> Bone marrow is a source of stem cells and progenitor cells that differentiate into a variety of tissues (eg, bone, cartilage, tendon, ligament, fat, muscle, nerve). There has also been discussion that bone marrow stem cells have a role in the maintenance and repair of several other tissues.<sup>2</sup> Because of the plasticity exhibited by bone marrow, a number of studies have investigated the benefits of bone marrow used:

- Through microfracturing into a collagen matrix for treatment of osteochondral defects<sup>2</sup>
- With grafts to treat tibial nonunions<sup>3,4</sup>
- For tendon graft-to-bone interface in rabbit models at early time points<sup>5,6</sup>
- For spinal fusion in a rabbit model<sup>7</sup>
- With growth factors for the treatment of large bony defects in animals<sup>8</sup>
- With porous ceramic scaffolds implanted in human femoral defects with positive results<sup>8</sup>

BMA provides a cell suspension that can be readily processed intraoperatively for immediate implantation. BMA is commonly withdrawn from the iliac crest, but it can also be aspirated from the femur and humerus. BMA can be injected directly to a repair site, localizing a specific volume of BMA to support and facilitate healing.



### Bone Aspiration Kit

The Bone Aspiration Kit is a convenient, sterile combination of instruments useful for aspirating bone marrow arthroscopically.

Product Description	Item Number
Bone Aspiration Kit	AR-1101DS
1 Bone Marrow Aspiration Needle	
1 Syringe, 60 mL	
1 Prep Tray	

### References

1. Knutsen G, Engebretsen L, Ludvigsen TC, et al. Autologous chondrocyte implantation compared with microfracture in the knee. *J Bone Joint Surg Am.* 2004;86-A(3):455-464.
2. Kramer J, Böhrnsen F, Lindner U, et al. In vivo matrix-guided human mesenchymal stem cells. *Cell Mol Life Sci.* 2006;63(5):616-626. doi:10.1007/s00018-005-5527-z
3. Hernigou PH, Poignard A, Beaujean F, Rouard H. Percutaneous autologous bone marrow grafting for nonunions: influence of the number and concentration of progenitor cells. *J Bone Joint Surg Am.* 2005;87(7):1430-1437. doi:10.2106/JBJS.D.02215
4. Connolly JF, Guse R, Tiedeman J, Dehne R. Autologous marrow injection as a substitute for operative grafting of tibial nonunions. *Clin Orthop Relat Res.* 1991;(266):259-270.
5. Lim JK, Hui J, Li L, Thambyah A, Goh J, Lee EH. Enhancement of tendon graft osteointegration using mesenchymal stem cells in a rabbit model of anterior cruciate ligament reconstruction. *Arthroscopy.* 2004;20(9):899-910. doi:10.1016/j.arthro.2004.06.035
6. Ouyang HW, Goh JC, Lee EH. Use of bone marrow stromal cells for tendon graft-to-bone healing: histological and immunohistochemical studies in a rabbit model. *Am J Sports Med.* 2004;32(2):321-327. doi:10.1177/0095399703258682
7. Choi LS, Ma R, Zeng Q, et al. Bone marrow aspirate with or without platelet concentrates as a bone graft substitute for posterolateral spinal fusion: a randomized, controlled study using an animal model. Paper presented at: 52nd Annual Meeting of the Orthopaedic Research Society; March 18-22, 2006.
8. Pountos I, Jones E, Tzioupis C, McGonagle D, Giannoudis PV. Growing bone and cartilage: the role of mesenchymal stem cells. *J Bone Joint Surg (Br).* 2006;88-B:421-426. doi:10.1302/0301-620X.88B4

## BioCartilage® Extracellular Matrix

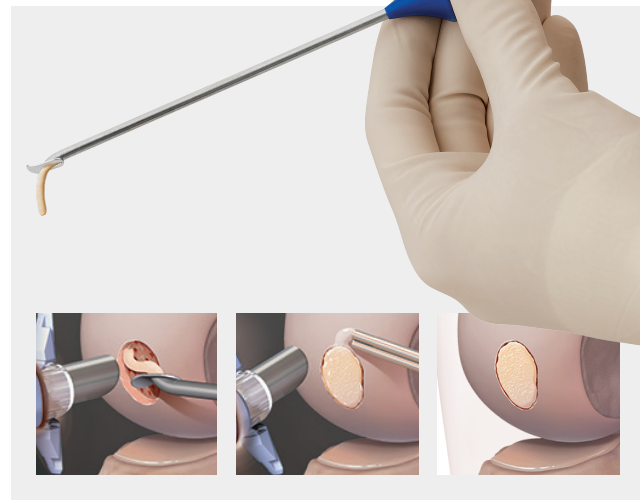
BioCartilage extracellular matrix was designed to provide a reproducible, simple, and inexpensive method to augment traditional marrow stimulation procedures. There is scientific evidence to support the premise that a dehydrated, allograft-cartilage scaffold used as an adjunct to marrow stimulation may improve the degree and quality of tissue healing within a properly prepared articular cartilage defect.<sup>1,2</sup> Primate study indicates repopulation of the defect with hyaline-like cartilage at 12 weeks.<sup>3</sup>

BioCartilage extracellular matrix is an injectable cartilage-scaffold paste that can fill a cartilage defect subsequent to marrow stimulation. Difficult-to-reach focal defects can be treated open or arthroscopically with a unique delivery system.

- BioCartilage allograft contains the extracellular matrix that is native to articular cartilage, including key components such as type II collagen (**Figure 1**), proteoglycans (**Figure 2**), and additional cartilaginous growth factors
- The principle of BioCartilage extracellular matrix is to serve as a scaffold over an articular cartilage defect to provide a tissue network that can potentially signal autologous cellular interactions
- Marrow elements will fill the cartilage lesion and interact with the scaffold created by BioCartilage extracellular matrix instead of the lesion being expected to create its own fibrin scaffold, as typically anticipated from a marrow stimulation procedure

### References

1. Cheng NC, Estes BT, Awad HA, Guilak F. Chondrogenic differentiation of adipose-derived adult stem cells by a porous scaffold derived from native articular cartilage extracellular matrix. *Tissue Eng Part A*. 2009;15(2):231-241. doi:10.1089/ten.tea.2008.0253
2. Chadha N, Dang A, Sampson E, et al. Porous cartilage-derived matrix scaffolds for repair of articular cartilage defects. Poster presented at: Orthopaedic Research Society Annual Meeting; February 4-7, 2012; San Francisco, CA.
3. Malinin T, Temple HT, Carpenter EM. Induction of regeneration of articular cartilage defects by freeze-dried particulate cartilage allografts. Poster presented at: International Cartilage & Joint Preservation Society Annual Meeting; 2009; Miami, FL.

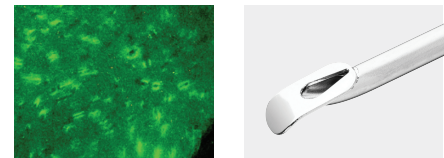


Product Description	Item Number
BioCartilage Extracellular Matrix, 0.75 cc	ABS-1007-BC
BioCartilage Extracellular Matrix, 1.0 cc	ABS-1010-BC
Mixing and Delivery Kit, large joint	ABS-1000-L
Mixing and Delivery Kit, small joint	ABS-1000-S
Mixing and Delivery Kit, hip joint	ABS-1000-H


### Accessories

Product Description	Item Number
PowerPick™ XL Microfracture Instrument, 45°, 6.0 mm depth	AR-8150PX-45

**Figure 1.** Immunohistochemistry staining for type II collagen.



**Figure 2.** Toluidine blue stain highlighting proteoglycan content.



The tissue was stained after the dehydration step.

## Cartiform® Viable Osteochondral Allograft

Cartiform allograft is a cryopreserved osteochondral allograft composed of viable chondrocytes, chondrogenic growth factors, and extracellular matrix proteins. While maintaining an intact cartilage structure (**Figure 1**), the bony portion of the osteochondral allograft is minimal and the graft is porated to offer unique handling characteristics and simple fixation techniques.

Cartiform viable osteochondral allograft is recovered with minimal bone and porated for a variety of reasons:

- The minimal bone and pores impart flexibility to the allograft
- The pores increase the surface area and allow for the proprietary cryopreservative solution to preserve chondrocyte viability
- The pores facilitate enhanced growth factor release from Cartiform viable osteochondral allograft

Cartiform viable osteochondral allograft combines the safety and success of traditional fresh stored osteochondral allografts with ease of use, as the graft is trimmable and flexible to match any lesion size and contour.

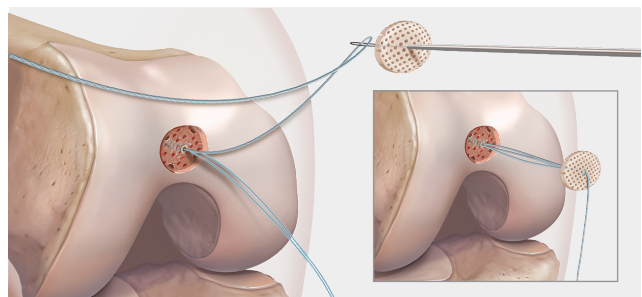
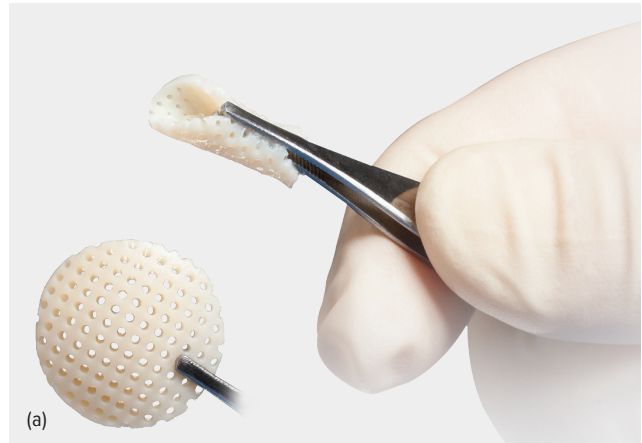
Stored in a proprietary cryopreservative solution, Cartiform viable osteochondral allograft is readily available and is stored at  $-80 \pm 5^\circ \text{C}$ . (**Figure 2**).<sup>1</sup>

Product Description	Item Number
Cartiform Viable Osteochondral Allograft, 10 mm disc <b>(a)</b>	ABS-1101-10
Cartiform Viable Osteochondral Allograft, 12 mm × 19 mm	ABS-1102-19
Cartiform Viable Osteochondral Allograft, 20 mm disc	ABS-1101-20
Cartiform Viable Osteochondral Allograft, 20 mm × 25 mm	ABS-1102-250
Cartiform Templates	ABS-1100-T
Cartiform Scorer, 10 mm	ABS-1101-10S
Cartiform Scorer, 20 mm	ABS-1101-20S
Cartiform Scorer, 12 mm × 19 mm	ABS-1102-19S
Cartiform Scorer, 12 mm × 25 mm	ABS-1102-25S

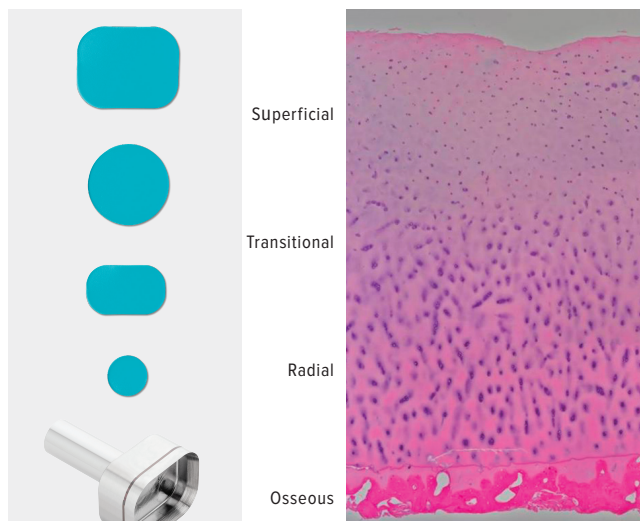
Cartiform is a registered trademark of Osiris Therapeutics, Inc.

### Reference

1. Arthrex, Inc. and Osiris Therapeutics, Inc. LA1-00007-EN\_A. Naples, FL; 2015.



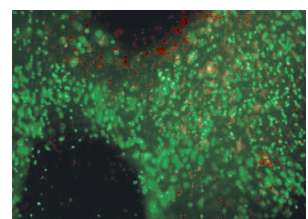
Fixation of Cartiform viable osteochondral allograft in the trochlea is achieved with the Knotless SutureTak® percutaneous insertion kits.



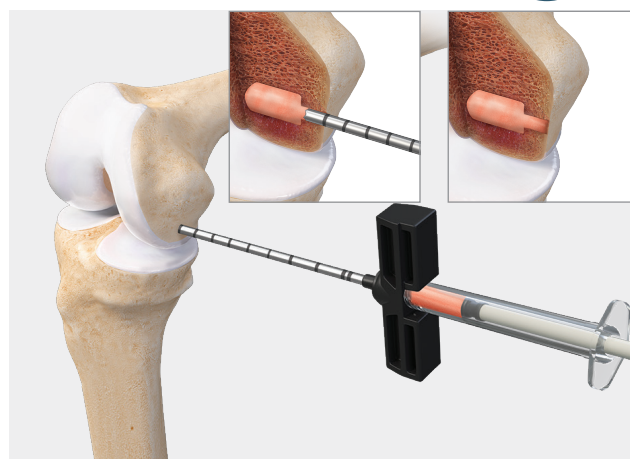
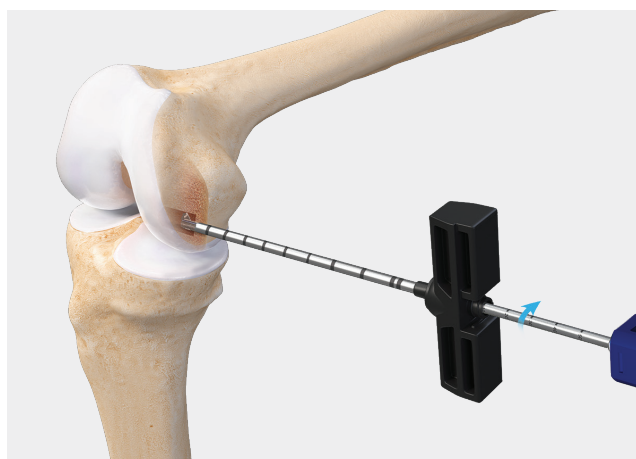
**Figure 1.** Structural organization of Cartiform allograft. Cartiform viable osteochondral allograft preserves the microstructure of 3 distinct cartilage zones (superficial, transitional, and radial) and an osseous layer as evident on histological staining (H&E).



Cartiform viable osteochondral allograft may be trimmed to fit the articular cartilage lesion. Templates and scorers are available to aid in preparation of the graft and recipient site.



**Figure 2.** Live (green) and dead (red) cell staining of Cartiform unit post-thaw after 2.7 years storage at  $-80^\circ \text{C}$ , 70% cell viability.



The IntraOsseous BioPlasty (IOBP) technique is a biologic treatment of subchondral bone marrow lesions resulting from acute or chronic trauma. Treating these lesions with the IOBP technique has been associated with clinically significant improvements in pain and function.<sup>1</sup> Previously, the most common treatment for these lesions was decompression by reaming a hole through the lesion, followed by injection of bone cement in the void. The intent was to stabilize the area but made no attempt to heal the lesion.

IntraOsseous BioPlasty entails a core decompression of the lesion followed by a direct application of platelet-rich plasma concentrate (cPRP) from BMA using the Angel® cPRP and bone marrow processing system, mixed with a demineralized bone matrix (DBM), such as AlloSync™ Pure DBM. This incorporation of a core decompression backfilled with biologics encourages physiologic bone remodeling and repair.

- The IOBP decompression device allows for a targeted minimally invasive core decompression of the lesion. The device achieves a 3.3 mm pilot hole and expands to a 7.0 mm cortex-sparing decompression, to better facilitate easy injection of biologics into the defect.
- While performing the IOBP technique, comprehensive cartilage solutions can also be implemented. Using BioCartilage® or Cartiform® allografts, surgeons can address all bone and cartilage pathologies at the same time.
- There are 6 different kit options to tailor to lesions in the knee, hip, and talus.

**Reference:**

1. Gangji V, De Maertelaer V, Hauzeur JP. Autologous bone marrow cell implantation in the treatment of non-traumatic osteonecrosis of the femoral head: five year follow-up of a prospective controlled study. *Bone*. 2011;49(5):1005-1009. doi:10.1016/j.bone.2011.07.032

Product Description	Delivery Cannula	1 cc Syringes Included	Item Number
<b>Knee IOBP Procedures</b>			
IOBP Core Decompression and Delivery Kit, open tip	Open Tip, 8.0 ga × 4.5 in	No	ABS-2000-OT
Includes: open-tip 8.0 ga × 11 cm delivery cannula, 14 cc mixing syringe, 2.4 mm guide pin, 7 mm low-profile reamer, Luer cap, female-to-female Luer adaptor			
IOBP Delivery Kit w/ Decompression Device	Open Tip, 8.0 ga × 4.5 in	Yes	ABS-2001-OT
Includes: open-tip 8.0 ga × 11 cm delivery cannula, 7 mm IOBP decompression device, 14 cc mixing syringe, 3.3 mm guide pin, 5 × 1 cc delivery syringes, Luer cap, female-to-female Luer adaptor			
IOBP Core Decompression and Delivery Kit, closed tip	Closed Tip, 8.0 ga × 4.5 in	Yes	ABS-2000-CT
Includes: closed-tip 8.0 ga × 11 cm delivery cannula, 14 cc mixing syringe, 5.0 × 1.0 cc delivery syringes, Luer cap, female-to-female Luer adaptor			
<b>Foot and Ankle IOBP Procedures</b>			
IOBP Core Decompression and Delivery Kit, foot and ankle	Open Tip, 13 ga × 4.5 in	Yes	ABS-2020-OT
Includes: open-tip 13 ga × 11 cm delivery cannula, 14 cc mixing syringe, 1.5 mm guide pin, 5 × 1cc delivery syringes, Luer cap, female-to-female Luer adaptor			
<b>Hip IOBP Procedures</b>			
IOBP Delivery Kit w/ Decompression Device, open tip	Closed Tip, 8.0 ga × 9.0 in	Yes	ABS-2010-OT
Includes: open-tip 8.0 ga × 23 cm delivery cannula, 7 mm IOBP decompression device, 14 cc mixing syringe, 3.3 mm guide pin, 5.0 × 1.0 cc delivery syringes, Luer cap, female-to-female Luer adaptor			
IOBP Core Decompression and Delivery Kit, closed tip	Closed Tip, 8.0 ga × 9.0 in	Yes	ABS-2010-CT
Includes: closed-tip 8.0 ga × 23 cm delivery cannula, 14 cc mixing syringe, 5.0 × 1.0 cc delivery syringes, Luer cap, female-to-female luer adaptor			

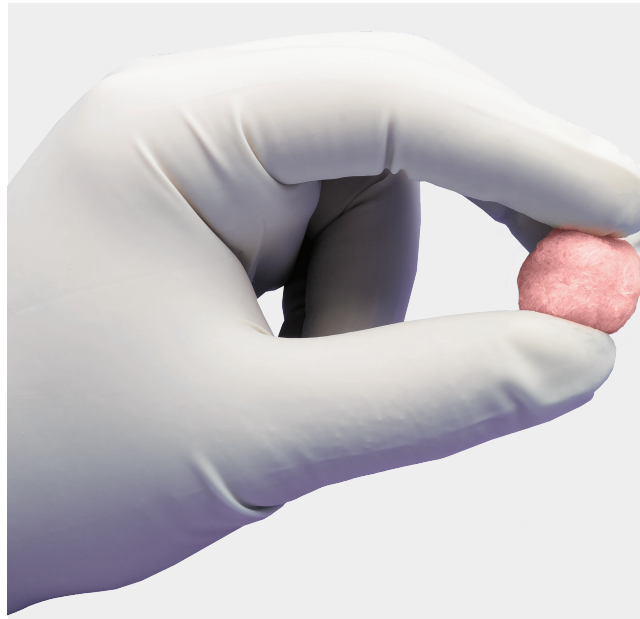
# ArthroCell™ Cellular Bone Graft

## Viable Bone Matrix

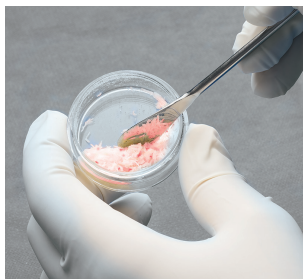
ArthroCell viable cellular bone allograft contains cellular, scaffold, and gel components derived from human bone. The cellular component consists of mesenchymal stem cells, osteoprogenitor cells, and pluripotent cells.

- A nonimmunogenic cellular bone matrix intended for use as a bone void filler for bone defects, fusions, and nonunion orthopedic applications
- Osteogenic, osteoconductive, and osteoinductive potential
- Final product is moldable for ease of use and optimal handling
- Novel cryoprotectant (DMSO-free) and noncytotoxic
- Convenient: stored in a cryogenic freezer (-65°C) for up to 2 years

Product Description	Item Number
ArthroCell Viable Bone Graft, 2.5 cc	ABS-2009-02
ArthroCell Viable Bone Graft, 5.0 cc	ABS-2009-05
Mixing Delivery Syringe, 14 cc	ABS-2000



Gel                      Microparticulate Bone                      Cell Vial



## AlloSync™ Pure Demineralized Bone Matrix



AlloSync Pure DBM can be used in an arthroscopic environment.

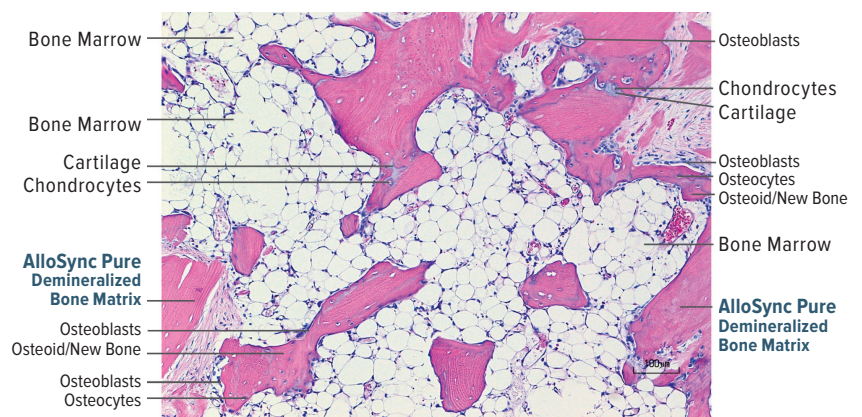
AlloSync Pure osteoinductive DBM is derived from 100% human allograft bone with no extrinsic carriers. When prepared, AlloSync Pure resists irrigation and can be used in a fluid environment. The clinician can control the handling properties of AlloSync Pure bone matrix, which includes decreasing the viscosity for injectable applications or increasing the viscosity to add autograft and/or allograft. The proprietary rice-shape fiber technology used to process AlloSync Pure bone matrix increases the osteoinduction and osteoconductive surface area to accelerate cellular ingrowth.<sup>1</sup>

- Derived from 100% demineralized cortical bone without any extrinsic carriers
- Poststerilization, every lot is tested in vivo to ensure osteoinductivity
- Demineralization process preserves native bone morphogenetic proteins (BMPs) and growth factors
- Resists irrigation
- Histologically proven to contain all 5 elements of bone formation, including new bone, bone marrow, osteocytes, chondrocytes, and cartilage postimplantation at 28 days<sup>1</sup>
- May be hydrated with BMA, PRP, blood, saline, or other cellular components
- Sterile to device grade standards ( $10^{-6}$ ) and stored at ambient temperature
- Provided in a ready-to-use mixing jar
- 4 sizes available
- 5-year shelf life

### Reference

1. CellRight Technologies, LLC. Data on file (ConCelltrate® 100 histology and in-vitro alkaline phosphate induction assay). Universal City, TX; 2017.

Product Description	Item Number
AlloSync Pure DBM, 1.0 cc	ABS-2010-01
AlloSync Pure DBM, 2.5 cc	ABS-2010-02
AlloSync Pure DBM, 5 cc	ABS-2010-05
AlloSync Pure DBM, 10 cc	ABS-2010-10



AlloSync Pure DBM histology

**ALLOSYNC PURE**

## AlloSync™ Expand

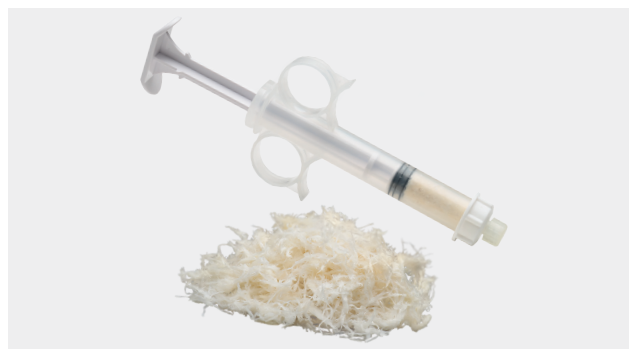
AlloSync Expand is 100% demineralized cortical fibers with specific geometry that provides exceptional handling and controlled expansion. These fibers come preloaded in a syringe that allows for consistent hydration of the graft with biologic fluids, such as PRP or BMA.

### Features and Benefits

- Consists of 100% demineralized cortical bone fibers
- Provides a scaffold for cellular attachment and proliferation
- Graft will expand and improve fill during hydration
- Sterile to device-grade standards ( $10^{-6}$  SAL)
- Ambient temperature storage

### Ordering Information

Product Description	Item Number
AlloSync Expand, 1.0 cc	ABS-2017-01
AlloSync Expand, 2.5 cc	ABS-2017-02
AlloSync Expand, 5 cc	ABS-2017-05
AlloSync Expand, 10 cc	ABS-2017-10



AlloSync Expand demineralized cortical fibers



Entangled fibers create a 3D interconnected matrix to promote cell migration and fusion.

## AlloSync Cancellous Cubes

The AlloSync cancellous cubes provide an osteoconductive scaffold for bone ingrowth and allow for remodeling with the patient's own bone. AlloSync cancellous cubes are available in 15 cc and 30 cc quantities.

- 100% cancellous bone
- Cube size is 5-10 mm
- Ambient temperature storage
- Sterile (SAL  $10^{-6}$ )

Product Description	Item Number
Cancellous Cubes, 15 cc	ABS-2900-15
Cancellous Cubes, 30 cc	ABS-2900-30



## AlloSync™ Putty, Gel, and Paste

### AlloSync Bone Products Provide Osteoinductive and Osteoconductive Properties

- Osteoinduction – signaling molecules such as BMPs that aid in cell differentiation down osteoblastic pathways
- Every lot of DBM is tested for osteoinductive potential, using either an in vitro assay or in vivo model
- Osteoconduction – scaffolding from DBM particles for osteoblasts to form new bone
- Additional scaffolding properties are provided in AlloSync cancellous bone with the addition of cancellous bone chips

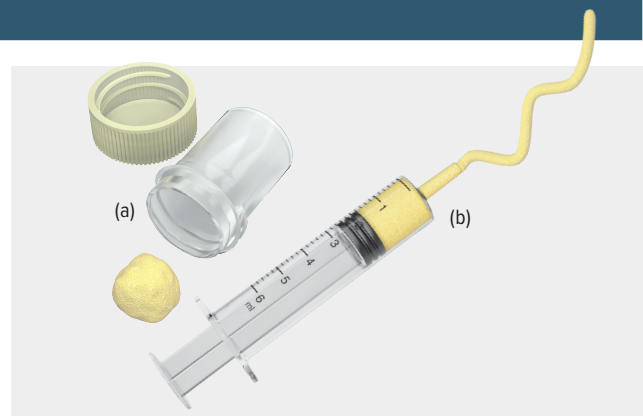
### Superior Handling Characteristics via the Reverse-Phase Medium (RPM) Carrier

- RPM is an inert, biocompatible copolymer consisting of polypropylene oxide and polyethylene oxide
- Material is flowable at room temperature and thickens to become more viscous at body temperature
- RPM allows the DBM graft to be moldable and packed into any defect size or shape
- AlloSync bone products will resist irrigation and can be used in a fluid environment without the fear of graft migration, unlike some other DBMs

### AlloSync Bone Products Offer Ease of Use and Terminal Sterility

- Provided as a ready-to-use, off-the-shelf product that requires no thawing or premixing preparation
- Terminal sterilization using electron beam results in a sterility assurance level (SAL) of  $10^{-6}$  – process is not harmful to the DBM or its bioactivity
- Room temperature storage


AlloSync bone products are indicated for orthopedic applications as filler for gaps or voids that are not intrinsic to the stability of the bony structure. AlloSync bone products are indicated to be packed gently into bony gaps in the skeletal system as a bone graft extender (extremities, spine, and pelvis) and as bony void filler of the extremities and pelvis. These defects may be surgically created or result from traumatic injury to the bone.



Comparison of Two DBMs



RPM Carrier



Glycerol Carrier



5 Minutes Immersion Time

Product Description	Item Number
<b>AlloSync DBM Putty</b>	
Putty, 1.0 cc (a)	ABS-2012-01
Putty, 2.55 cc	ABS-2012-02
Putty, 5.0 cc	ABS-2012-05
Putty, 10 cc	ABS-2012-10
<b>AlloSync DBM Gel</b>	
Gel, 1.0 cc (b)	ABS-2013-01
Gel, 5.0 cc	ABS-2013-05
Gel, 10 cc	ABS-2013-10
<b>AlloSync CB DBM Putty</b>	
Putty, 5.0 cc	ABS-2014-05
Putty, 10 cc	ABS-2014-10
<b>AlloSync CB DBM Paste</b>	
Paste, 1.0 cc	ABS-2015-01
Paste, 3.0 cc	ABS-2015-03
Paste, 8.0 cc	ABS-2015-08
Cancellous Crushed, 5.0 cc	27715005

**ALLOSYNC**



## BoneSync™ Fast-Setting, Drillable Calcium Phosphate Cement

BoneSync calcium phosphate cement is a fast-setting, synthetic bone void filler that sets within 5 to 8 minutes, depending on whether it is prepared with saline, blood, or bone marrow.

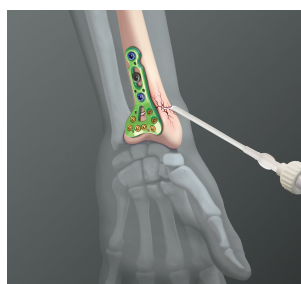
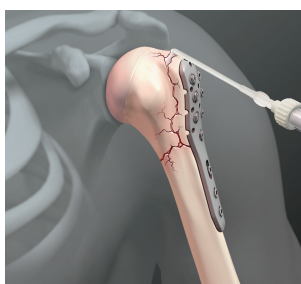
- BoneSync bone void filler is provided in a self-contained mixing and delivery system to decrease preparation time and improve delivery
- BoneSync cement may be mixed with saline, blood, or BMA
- BoneSync cement is fast setting to allow immediate supplemental fixation or to add strength to the surgical repair site
- Following curing, BoneSync cement is drillable to assist fracture repair and fixation
- Final product expands to improve contact forces with surrounding bone and/or plates or screw fixation



(a)

BoneSync Kit Package (a)

Product Description	Item Number
BoneSync Cement, 3.0 cc	ABS-3103
BoneSync Cement, 5.0 cc	ABS-3105
BoneSync Cement, 10 cc (2.0 × 5.0 cc kit)	ABS-3105-2



### Indications for Use

- BoneSync cement is indicated to fill bony voids or gaps of the skeletal system (ie, extremities and pelvis). These defects may be surgically created or they may be osseous defects from traumatic injury to the bone.
- BoneSync cement is indicated only for bony voids or gaps that are not intrinsic to the stability of the bony structure.
- When cured in situ, BoneSync cement provides an open void/gap filler that can augment provisional hardware (eg, K-wires, plates, screws) to help support bone fragments during the surgical procedure.
- The cured cement acts only as a temporary support media and is not intended to provide structural support during the healing process.
- BoneSync cement resorbs and is replaced by bone during the healing process.

**BONESYNC**



The blend of 20% type I collagen and 80% highly purified beta-tricalcium phosphate ( $\beta$ -TCP) in BoneSync putty and strips provides an osteoconductive material for bone regeneration. It was developed to resemble the composition and pore structure of natural human bone.<sup>1</sup>

### Benefits of the Collagen-Engineered Matrix in Orthopedic Applications

- Specifically engineered to provide a scaffold with porosity
- Facilitates incorporation of cells in bone marrow aspirate and tissue cells during the healing process<sup>2</sup>
- BoneSync cement's collagen is composed of highly purified type-I collagen, the most abundant type of collagen found in bone
- Purification and biocompatibility minimizes the potential for immune response

#### References

1. Mataragas, N. Radiographic analysis of fusion success with Integra Collagen Ceramic Matrix, as compared to autograft use, in posterolateral lumbar spine arthrodesis. Integra Life Sciences Corp. Data on file. 2010.
2. Geiger M, Li RH, Friess W. Collagen sponges for bone regeneration with rhBMP-2. *Adv Drug Deliv Rev.* 2003;55:1613-1629.

### BoneSync Strip

Product Description	Item Number
Strip, 10 cc (100 × 25 × 4.0 mm)	ABS-3310
Strip, 15 cc (100 × 25 × 6.0 mm)	ABS-3315

### BoneSync Putty

Product Description	Item Number
Putty, 2.5 cc	ABS-3202
Putty, 5.0 cc	ABS-3205
Putty, 10 cc	ABS-3210
Putty, 15 cc	ABS-3215

## Quickset™ Calcium Phosphate Cement

Quickset cement is a macroporous, injectable, hardening, resorbable bone cement provided in an easy-to-use, closed mixing system.

### Composition

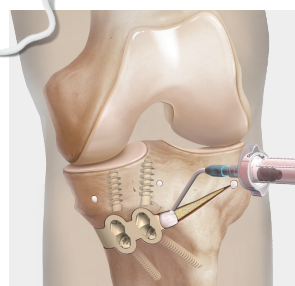
- The mixing system is a dual-chambered syringe containing a powder and mixing liquid
- The powder chamber contains a mixture of calcium phosphates and an organic polysaccharide polymer – the polysaccharide is a highly biocompatible polymer that optimizes the viscosity, cohesiveness, and macroporosity
- The mixing liquid consists of a sodium phosphate solution that facilitates the setting time (crystallization) of the cement
- The end product is a calcium-deficient apatite very similar to the mineral phase of bone

### Physical and Chemical Properties

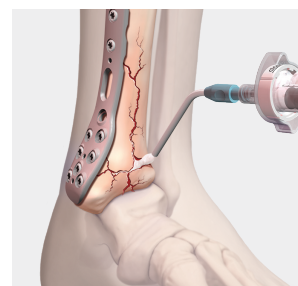
- Global porosity of 70%
  - Microporosity (<10 µm): 88%
  - Mesoporosity (10 µm-100 µm): 2%
  - Macroporosity (>100 µm): 10%
- Porosity is present by the time it reaches complete hardening (24 hours after implantation)
- Mechanical compressive strength of 24 MPa (24 hours after implantation)
- Excellent cohesiveness, which prevents “wash-out” by biological fluids
- No shrinkage during crystallization
- Nonexothermic reaction
- Radiopaque

### Preparation

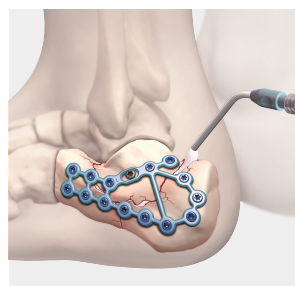
- Mixing time (room temperature): 2 minutes
- Injection time (room temperature): 2 minutes
- Initial setting time (body temperature): 8 minutes
  - Time it takes for the product to no longer be flowable. Manipulation during this time period is not recommended, as it will affect the crystallization process and final strength characteristics.
- Complete hardening (body temperature): 24 hours



iBalance® HTO



Pilon Fracture



Calcaneus Fracture



QuickSet Cement

Product Description	Item Number
Arthrex Quickset Cement, 5.0 cc	ABS-3005
Arthrex Quickset Cement, 8.0 cc	ABS-3008
Arthrex Quickset Cement, 16 cc	ABS-3016

Quickset cement is intended for bony voids or defects that are not intrinsic to the stability of the bony structure. Quickset cement is intended to be placed or injected into bony voids or gaps of the skeletal system (ie, the extremities and pelvis). These defects may be surgically created osseous defects or osseous defects created from traumatic injury to the bone. The product provides bone void filler that resorbs and is replaced with bone during the healing process.

Quickset cement is available in the US as a convenience kit containing Quickset cement, a cannula, and a delivery gun.

Quickset is a trademark of Graftys, S.A.

**QUICKset™**

## BioXpress™ Graft Delivery Device

The BioXpress graft delivery device is designed for targeted delivery of hydrated allograft, autograft, or synthetic bone graft materials to an orthopedic surgical site, while maximizing material utilization.

Product Description	Item Number
Blunt Tip Cannula, 10 cm <b>(a)</b>	ABS-10053-10
Angled Tip Cannula, 10 cm <b>(b)</b>	ABS-10053-10-45
Blunt Tip Cannula, 15 cm	ABS-10053-15
Angled Tip Cannula, 15 cm	ABS-10053-15-45




**BioXpress™**

The OsteoAuger bone graft harvesting system is a sterile, single-use system that allows for the quick harvest and collection of morselized autogenous bone. Autograft bone is the “gold standard” for bone repair, containing viable cells, signaling components, and scaffolding from the patient’s native bone. Additionally, autograft bone is often stronger than allograft options since it does not undergo any processing.<sup>1</sup>

- Available in three sizes (6.0 mm, 8.0 mm, and 10 mm) to allow for an easy-to-perform collection of autograft bone at various harvest sites
- The OsteoAuger system contains a sharp cutting edge, an AO connection, and plunger
  - Plunger provided for simplified graft removal
- Pilot hole creation not required

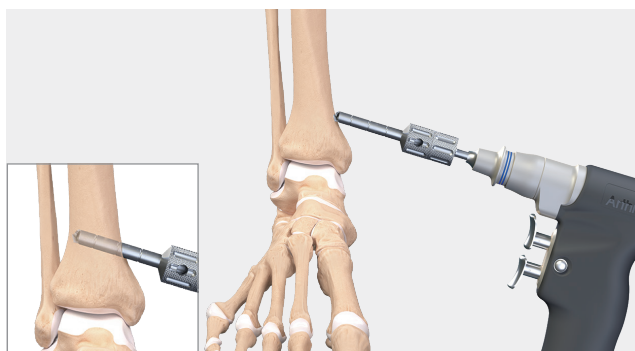
### References

1. Baldwin P, Li DJ, Auston DA, Mir HS, Yoon RS, Koval KJ. Autograft, allograft, and bone graft substitutes: clinical evidence and indications for use in the setting of orthopaedic trauma surgery. *J Orthop Trauma*. 2019;33(4):203- 213. doi:10.1097/BOT.0000000000001420

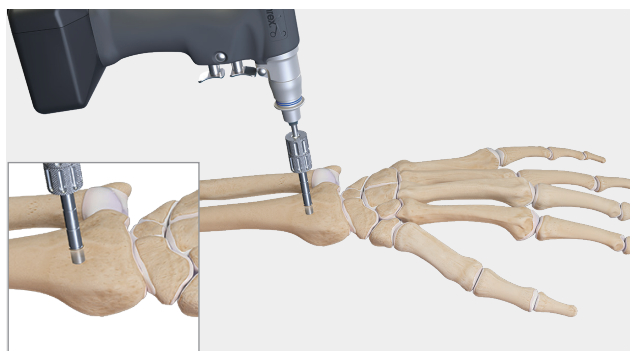


OsteoAuger Bone Graft Harvesting System

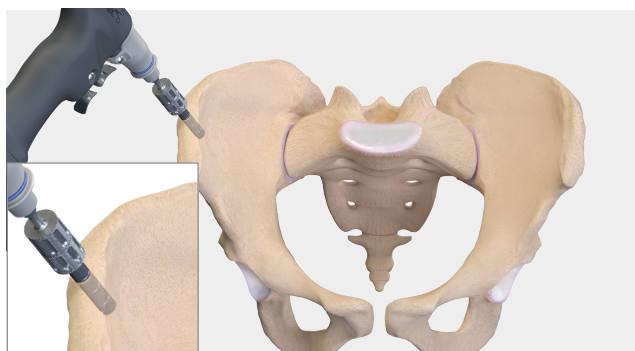
Product Description	Item Number
OsteoAuger Bone Graft Harvesting System, 6.0 mm	ABS-8000-06
OsteoAuger Bone Graft Harvesting System, 8.0 mm	ABS-8000-08
OsteoAuger Bone Graft Harvesting System, 10 mm	ABS-8000-10



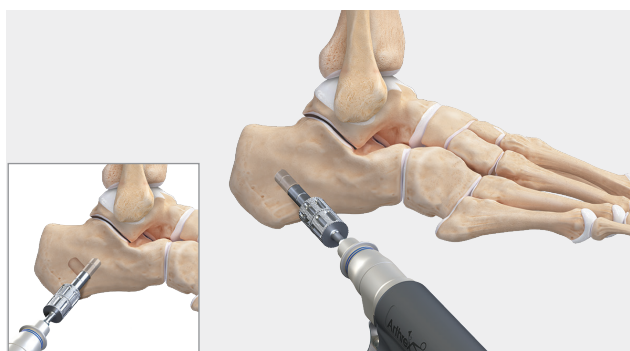
**Distal Tibia**—Most commonly used harvester size: 6.0 mm or 8.0 mm



**Distal Radius**—Most commonly used harvester size: 6.0 mm



**Anterior Superior Iliac Spine and Posterior Superior Iliac Spine**—Most commonly used harvester size: 8.0 mm or 10 mm



**Calcaneus**—Most commonly used harvester size: 6.0 mm, 8.0 mm, or 10 mm

## JumpStart® Antimicrobial Wound Dressing

### JumpStart Dressing Powered by V.Dox™ Technology

JumpStart dressings are provided on an ultra-thin, lightweight, polyester substrate and contain laser-cut fenestrations to allow easy passage of wound exudate into the absorbent layer or a secondary dressing. The flexible design easily contours to the body. JumpStart dressings may be applied directly over sutures, staples, Steri-Strips™, and liquid skin adhesives. The dot matrix pattern of embedded microcell batteries generate microcurrents on the dressing surface in the presence of a conductive medium, such as sterile saline, water-based gel, or wound exudate.

#### JumpStart Contact Layer Dressing

Dressing Size (in)	Qty/Box	Item Number
1 × 1 Fenestrated	10	ABS-4001
1.5 × 8	10	ABS-4005
1.5 × 10	10	ABS-4006
2 × 2	10	ABS-4002
2 × 5	10	ABS-4025
3 × 3	10	ABS-4003
4 × 4	10	ABS-4004
8 × 8	1	ABS-4008
12 × 12	1	ABS-4012

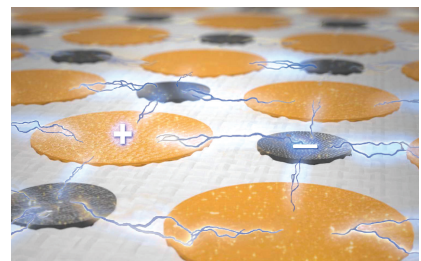
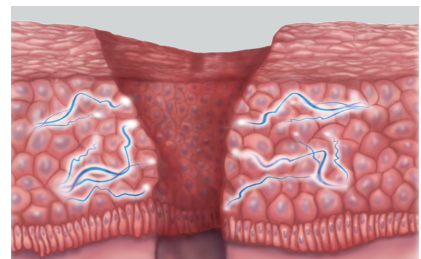
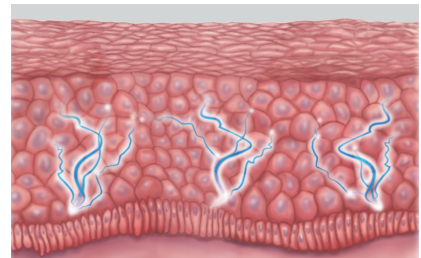
#### JumpStart Composite Dressing

Adhesive Size (in)	Dressing Size (in)	Qty/Box	Item Number
2.5 Diameter	1.0 Diameter	10	ABS-4054
4.0 Diameter	1.0 Diameter	10	ABS-4056
4 × 4	2 × 2	5	ABS-4053
5 × 6	1.5 × 5	5	ABS-4051
4.5 × 10	1.5 × 7	5	ABS-4052
6 × 11.5	2 × 9	5	ABS-4050
4.4 × 9.6	1.5 × 6.5	5	ABS-4057
4.2 × 7.5	1.4 × 4.5	5	ABS-4058

V.Dox is a trademark of Vomar Innovations, Inc.  
Steri-Strip is a trademark of 3M.

#### Reference


- Nuccitelli R. A role for endogenous electric fields in wound healing. *Curr Top Dev Biol.* 2003;58:1-26.



When skin is wounded, a change in electric potential occurs. The physiologic microcurrents contribute to healing.<sup>1</sup> JumpStart dressing employs embedded microcell batteries that generate an electric field designed to mimic the body's own physiologic electric fields.



## JumpStart® FlexEfit™ Antimicrobial Wound Dressing



JumpStart FlexEfit antibacterial wound dressing features a patented design that enables it to link and build to universally fit virtually any incision length and curvature with just one product.

Pad Dimensions	Adhesive Dimensions	Qty/Box	Item Number
1.5 × 4.5 (in)	2.5 × 6.3 (in)	5	ABS-4060-05
3.8 × 11.4 (cm)	6.3 × 16 (cm)	10	ABS-4060-10

### Reduce risk of infection

- Kills a broad spectrum of pathogens, including multidrug-resistant and biofilm-forming bacteria<sup>1-3</sup>
- Disrupts existing biofilm infection and prevents biofilm from forming, in preclinical studies<sup>4</sup>
- Prevents bacterial growth, with sustained antibacterial impact for up to 7 days<sup>5</sup>
- Demonstrates improved antibacterial impact versus silver dressings<sup>2</sup>

### References


1. Kim H, Makin I, Skiba J, et al. Antibacterial efficacy testing of a bioelectric wound dressing against clinical wound pathogens. *Open Microbiol J.* 2014;8:15-21. doi:10.2174/1874285801408010015
2. Banerjee J, Ghatak P, Roy S, et al. Silver-zinc redox-coupled electrochemical wound dressing disrupts bacterial biofilm. *PLoS One.* 2015;1-15. doi:10.1371/journal.pone.0119531
3. Kim H, Izadjoo M. Antibiofilm efficacy evaluation of a bioelectric dressing in mono- and multi-species biofilms. *J Wound Care.* 2015;24 Suppl 2:S10-S14. doi:10.12968/jowc.2015.24.Sup2.S10
4. Barki K, Das A, Dixith S, et al. Electric field based dressing disrupts mixed-species bacterial biofilm infection and restores functional wound healing. *Ann Surg.* 2019;269(4):756-766. doi:10.1097/SLA.0000000000002504
5. Vomarix Innovations, Inc. Data on file (SLM090512CMC01). Tempe, AZ.

## Energel® Wound Hydrogel

Use Energel wound hydrogel to activate JumpStart dressing's microcell batteries:

- Sterile, water-soluble gel formulated to maintain a moist wound environment and provide moisture to a dry wound
- Double-packaged sterile for use in the operating room
- Optimally sized for single use (7.5 g)
- Maintains JumpStart dressing's conductivity for up to 7 days

Product Description	Qty/Box	Arthrex Part No.
Energel Wound Hydrogel	10	AGL-L075-10



The JumpStart pin site dressing kit includes three products: one JumpStart dressing pad, one absorbent gauze, and one holding clip. The 2-in diameter JumpStart dressing is easily placed over external fixation device pins to protect against a broad spectrum of bacteria while also promoting a more natural healing process. The absorbent disk and holding clip help maintain a moist wound environment, the optimal environment for healing when using JumpStart dressing.

- Pin-tract infection (PTI) is the most common complication in external fixation procedures, and is considered almost inevitable<sup>1</sup>
- These infections create a significant burden for the patient and health care system, including an increased number of clinic visits, the possible need for additional surgery, and compromised patient outcomes<sup>2</sup>
- *Staphylococcus epidermidis*, *Staphylococcus aureus*, and *Escherichia coli* are the three most common infective agents of external fixation constructs. JumpStart dressing’s antimicrobial properties impact all three<sup>1</sup>

**Key Features and Benefits**

- Sized to fit around external fixation devices
- Effective against multidrug-resistant bacteria; disrupts biofilm matrix<sup>3-5</sup>
- Promotes healing<sup>6</sup>
- Easy and simple to use
- Single-use
- Can be left on for up to 7 days\*

\*Absorbent pad can be changed if exudate levels are high.




JumpStart Pin Site Dressing Kit


Product Description	Item Number
JumpStart Antimicrobial Wound Dressing, qty. 5	ABS-4059
Absorbent Disk, qty. 5	
Holding Clip, qty. 5	

**References**

1. Ceroni D, Grumetz C, Desvachez O, Pusateri S, Dunand P, Samara E. From prevention of pin-tract infection to treatment of osteomyelitis during paediatric external fixation. *J Child Orthop*. 2016;10(6):605-612. doi:10.1007/s11832-016-0787-8
2. Kazmers NH, Fragomen AT, Rozbruch SR. Prevention of pin site infection in external fixation: a review of the literature. *Strategies Trauma Limb Reconstr*. 2016;11(2):75-85. doi:10.1007/s11751-016-0256-4
3. Kim H, Makin I, Skiba J, et al. Antibacterial efficacy testing of a bioelectric wound dressing against clinical wound pathogens. *Open Microbiol J*. 214; 8:15-21. doi:10.2174/1874285801408010015
4. Banerjee J, Das Ghatak P, Roy S, et al. Silver-zinc redox-coupled electroceutical wound dressing disrupts bacterial biofilm. *PLoS One*. 2015;10(3):e0119531. doi:10.1371/journal.pone.0119531.
5. Kim H, Izadjoo MJ. Antibiofilm efficacy evaluation of a bioelectric dressing in mono- and multi- species biofilms. *J Wound Care*. 2015;24(Suppl 2):S10-S14. doi:10.12968/jowc.2015.24.Sup2.S10
6. Nuccitelli R. A role for endogenous electric fields in wound healing. *Curr Top Dev Biol*. 2003;58:1-26



**JumpStart Antimicrobial Wound Dressing**  
Broad-spectrum antimicrobial wound contact layer



**Absorbent Disk**  
Polyester-based absorbent layer



**Holding Clip**  
Keeps the dressings in place and helps maintain a moist wound environment








# Soft Tissue

DX Knotless FiberTak® Anchor .....	148
DX FiberTak Suture Anchors .....	149
<i>Internal/Brace™</i> Ligament Repair .....	150
DX SwiveLock® Anchors.....	152
4.75 mm DX Knotless SwiveLock Anchor .....	153
PushLock® Knotless Suture Anchors.....	154
3.0 mm Knotless SutureTak® Anchor .....	155
BioComposite SutureTak Anchors – Micro, Mini, and Small Joint .....	156
3.5 mm Corkscrew® FT Anchors (Nano, Micro, and Mini).....	158
Anchors Reference Chart.....	159



The DX Knotless FiberTak soft anchor offers low-profile, knotless suture fixation with tensionable technology and the ability to interconnect with like anchors. Bone removal is minimized because the DX Knotless FiberTak anchor requires only a 1.8 mm or 1.6 mm (soft bone only) bone tunnel. This anchor is ideal for any soft-tissue repair about the foot and ankle and maintains high pull-out strength.<sup>1</sup>

**Reference**

1. Arthrex, Inc. Data on file (APT-05037). Naples, FL; 2021


DX Knotless FiberTak Anchor

Product Description	Item Number
DX Knotless FiberTak Anchor w/ one #2 Coreless Machine-Tapered Suture, needle attached, 26.2 mm ½ circle	AR-8991

DX Knotless FiberTak Anchor Disposables Kit

Product Description	Item Number
Drill Guide	AR-8991DS
K-Wire drill, AO (recommended), 1.8 mm	
K-Wire drill, AO (soft bone), 1.6 mm	

## DX FiberTak® Suture Anchors



The DX FiberTak soft anchor offers several advantages compared to other suture anchors. Bone removal is minimized prior to implantation because the DX FiberTak soft anchor requires only a 1.35 mm or 1.6 mm bone tunnel. The anchor is ideal for any soft-tissue repair about the foot and ankle and maintains a very high pull-out strength considering the small profile of the anchor itself.<sup>1</sup>

### DX FiberTak Suture Anchor

Product Description	Item Number
DX FiberTak SutureTape Suture Anchor w/ 1.3 mm SutureTape, and Tapered Point Needles, 26.2 mm ½ circle <b>(a)</b>	AR-8990ST
DX FiberTak Suture Anchor, double loaded w/ white/blue and white 0.9 mm SutureTape, and tapered point needles, 26.2 mm ½ circle <b>(b)</b>	AR-8990ST-2 <b>New!</b>
DX FiberTak Suture Anchor w/ #1 FiberWire® Suture and Diamond Point Needles, 26.2 mm ½ circle	AR-8990

### DX FiberTak Disposables Kit

Product Description	Item Number
Guidewire With AO Quick Connect, 1.35 mm	AR-8990DS
Guidewire With AO Quick Connect, 1.6 mm	
FiberTak Drill Guide	

### References


1. Arthrex, Inc. Data on file (APT 2831, APT 3339, APT 03508). Naples, FL; 2004-2017.
2. Arthrex, Inc. Data on file (APT-2793 and APT-1786). Naples, FL; 2011-2017.

### Literature

Product Description	Item Number
Distal Extremity Anchors Brochure	LB1-0412-EN

### Multimedia

Product Description	Item Number
Anchor Insertion, animation	AN1-00078-EN
FiberTak Instability Repair, animation	AN1-00147-EN
DX FiberTak Soft Anchor for Brostrom Repair With InternalBrace Ligament Augmentation, animation	AN1-00283-EN
Complex Deltoid Ligament Case Presentation by Robert Anderson, MD, video	VID1-001045-en-US
Deltoid Repair Using the DX FiberTak Anchor With SutureTape, Presented by Robert Anderson, MD, surgical technique video	VID1-001047-en-US
Deltoid Ligament Reconstruction Utilizing the Arthrex TightRope and Pre-sutured Allograft, Presented by George Lian, MD, surgical technique video	VID1-00242-en-US





InternalBrace ligament repair is a simple technique that may be used to overcome the shortcomings of the Brostrom repair. Standard repair augmented with the InternalBrace procedure does not violate normal tissue and helps protect the ligament repair while it matures, allowing early mobility during recovery and a quicker return to activity as published in peer-reviewed clinical evidence.<sup>1-3</sup>

- Surgical versatility – more size/material options
- Talus offset guide – reproducible anatomic placement
- Radiopaque marker and laser-line window on SwiveLock® driver
- Biologically advantageous – collagen-coated FiberTape® suture and JumpStart® antimicrobial dressing

**References**

1. Kulwin R, Watson TS, Rigby R, Coetzee JC, Vora A. Traditional modified Brostrom vs suture tape ligament augmentation. *Foot Ankle Int.* 2021. doi:10.1177/1071100720976071
2. Martin KD, Andres NN, Robinson WH. Suture tape augmented Brostrom procedure and early accelerated rehabilitation. *Foot Ankle Int.* 2021;42(2):145-150. doi:10.1177/1071100720959015
3. Coetzee JC, Ellington JK, Ronan JA, Stone RM. Functional results of open Broström ankle ligament repair augmented with a suture tape. *Foot Ankle Int.* 2018;39(3):304-310. doi:10.1177/1071100717742363

**BioComposite Plus Ligament Repair System for InternalBrace Repair**

Product Description	Item Number
BioComposite SwiveLock w/ Collagen-Coated FiberTape Suture, 4.75 mm BioComposite SwiveLock Anchor, 4.75 mm Drill, 3.4 mm Drill, cannulated, 3.4 mm Drill, 4.0 mm Drill Guide w/ Metal Insert for Talus Drill Guide w/ Metal Insert Bone Tap Guidewire w/ Trocar Tip Guidewire Sleeve Suture Passing Wire Free Needle JumpStart Single-Layer Dressing, 2 in × 5 in	AR-1789J-CP

**BioComposite Ligament Repair System for InternalBrace Repair**

Product Description	Item Number
BioComposite SwiveLock Anchor w/ Collagen-Coated FiberTape Suture, 4.75 mm BioComposite SwiveLock Anchor, 3.5 mm Drill, 2.7 mm Drill, cannulated, 2.7 mm Drill, 3.4 mm Drill, cannulated, 3.4 mm Drill Guide w/ Metal Insert for Talus Drill Guide w/ Metal Insert Bone Tap Guidewire w/ Trocar Tip Guidewire Sleeve Suture Passing Wire Free Needle JumpStart Single-Layer Dressing, 2 in × 5 in	AR-1788J-CP

**PEEK Implant System for InternalBrace Repair**

Product Description	Item Number
PEEK SwiveLock Anchor w/ Collagen-Coated FiberTape Suture, 4.75 mm PEEK SwiveLock Anchor, 3.5 mm Drill, 2.7 mm Drill, cannulated, 2.7 mm Drill, 3.4 mm Drill, cannulated, 3.4 mm Drill Guide w/ Metal Insert for Talus Drill Guide w/ Metal Insert Bone Tap Guidewire w/ Trocar Tip Guidewire Sleeve Suture Passing Wire Free Needle JumpStart Single-Layer Dressing, 2 in × 5 in	AR-1788PJ-CP

**Mini PEEK Implant System for InternalBrace Repair**

Product Description	Item Number
PEEK SwiveLock Anchor w/ Collagen-Coated FiberTape Suture, 3.5 mm PEEK SwiveLock Anchor, 3.5 mm Drill, 2.7 mm Drill, cannulated, 2.7 mm Drill, 3.4 mm Drill Guide w/ Metal Insert for Talus Drill Guide w/ Metal Insert Bone Tap Guidewire w/ Trocar Tip Guidewire Sleeve Suture Passing Wire Free Needle JumpStart Single-Layer Dressing, 2 in × 5 in	AR-1787PJ-CP

## InternalBrace™ Ligament Repair (Cont.)

### Optional Instruments

Product Description	Item Number
Drill Bit, 4.0 mm	AR-1788-40S
Bone Tap, cannulated, AO, 3.5 mm	AR-1788T-35S
Bone Tap, cannulated, AO, 4.75 mm	AR-1788T-475S

### Implant System With Collagen-Coated FiberTape® Suture for InternalBrace Repair

Product Description	Item Number
BioComposite SwiveLock® Anchor w/ #2 Collagen-Coated FiberTape Suture, 4.75 mm BioComposite SwiveLock Anchor, 3.5 mm Guidewire w/ Trocar Tip, 1.35 mm Drill Bit, cannulated, 2.7 mm Drill Bit, 2.7 mm Punch/Tap for 3.5 mm SwiveLock Anchor Drill Bit, 3.4 mm Punch/Tap for 4.75 mm SwiveLock Anchor Drill Guide Two Free Needles Suture Passing Wire	AR-1688-CP


### Literature

Product Description	Item Number
Brostrom Repair with InternalBrace Ligament Augmentation and DX FiberTak® Anchors Surgical Technique	LT1-000160-EN
Brostrom Repair with InternalBrace 2.0 Ligament Augmentation Product and Technique Highlights	FL1-000121-en-US
Spring Ligament Repair with InternalBrace 2.0 Ligament Augmentation Product and Technique Highlights	FL1-000131-en-US
InternalBrace Ligament Augmentation (Ankle Instability) Surgeon Success	LL1-00003-EN
InternalBrace Ligament Augmentation (Ankle Instability) Scientific Updates	LL1-00004-EN

### Multimedia

Product Description	Item Number
InternalBrace 2.0 Ligament Augmentation, animation	AN1-000059-en-US
InternalBrace Ligament Augmentation Repair – "The Body's Internal Seat Belt," animation	AN1-00250-EN
Brostrom Lateral Ankle Repair With InternalBrace, Presented by James McWilliam, MD, surgical technique video	VID1-000636-en-US
InternalBrace Ligament Augmentation for Spring Ligament in Flatfoot Reconstruction, Presented by Michael Aynardi, MD, video	VID1-000026-EN
InternalBrace Ligament Augmentation Repair Helps a Firefighter Get Back to Work, video	VID1-01216-EN

## DX SwiveLock® Anchors



Specifically designed for the small bones in the hand and wrist, the 2.5 mm titanium Nano SwiveLock anchor is 7 mm in length, contains a PEEK eyelet and titanium anchor body, and will allow surgeons to perform ligament repairs augmented with the *Internal/Brace*™ surgical technique in the phalanges and elsewhere. This anchor was designed to be used with 1.3 mm SutureTape in conjunction with FiberWire® suture. Graft cannot be used with this anchor.

The 3.5 mm PEEK DX SwiveLock anchor is offered in 2 lengths, 13.5 mm and 8.5 mm. These all-PEEK anchors boast a high insertion strength and will hold up in the strongest of bone.<sup>1</sup> The 3.5 mm SwiveLock anchors are a great option for acute repair of ATFL and deltoid ligament injuries.

Both the 13.5 mm and 8.5 mm length anchor options are available in convenient disposables kits that include multiple drill bits depending on the bone quality, drill guides, and bone taps.

### 2.5 mm Nano SwiveLock Anchor

Product Description	Item Number
Nano SwiveLock Anchor, 2.5 mm × 7 mm (a)	AR-8998T

### 2.5 mm × 7 mm Nano SwiveLock Anchor Disposables Kit

Product Description	Item Number
Guidewires w/ Trocar Tip, 1.1 mm, qty. 2	AR-8998DS
Drill guide, 2.4 mm	
Drill, cannulated, 2.0 mm (soft bone)	
Drill, cannulated, 2.2 mm (hard bone)	

#### Reference

1. Arthrex, Inc. Data on file (APT 2831, APT 3339, APT 03508). Naples, FL; 2004-2017.

### 3.5 mm PEEK SwiveLock Anchors

Product Description	Item Number
DX SwiveLock SL Anchor, PEEK, w/ forked tip eyelet, 3.5 mm × 8.5 mm (b)	AR-8978P
DX SwiveLock Anchor, PEEK, w/ closed eyelet, 3.5 mm × 13.5 mm (c)	AR-8979P

### 3.5 mm × 8.5 mm DX SwiveLock SL Anchor Disposables Kit

Product Description	Item Number
Guidewires, 1.35 mm, qty. 3	AR-8978DS-01
Drill, cannulated, 3.0 mm (for suture constructs)	
Drill, cannulated, 3.5 mm (for graft constructs)	
Drill Guide w/ Depth Stop	

### 3.5 mm × 13.5 mm DX SwiveLock Anchor Disposables Kit

Product Description	Item Number
Drill Guide w/ Depth Stop	AR-8979DS
Drill Bit, solid, 3.0 mm	
Drill Bit, solid, 3.4 mm	
Tap for DX SwiveLock Anchor	

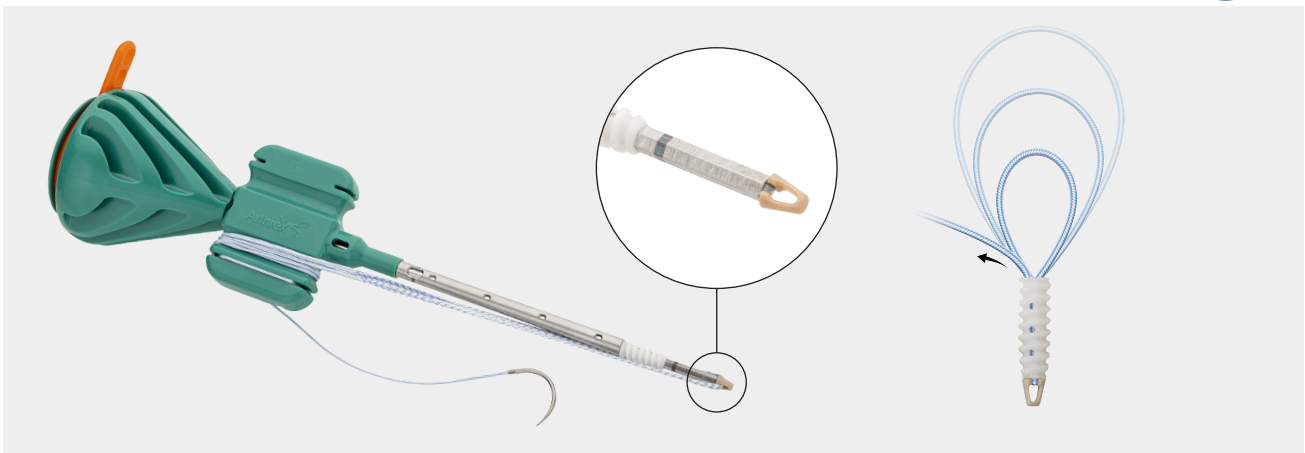
### Literature

Product Description	Item Number
Distal Extremity Anchors Brochure	LB1-0412-EN

### Multimedia

Product Description	Item Number
Anchor Insertion, animation	AN1-00078-EN
Collateral Ligament Repair Using the Nano SwiveLock Anchor, Presented by Damon C. Adamany, MD, video	VID1-000637-en





The 4.75 mm DX Knotless SwiveLock anchors for soft-tissue repair provide surgeons the added benefit of a knotless repair retention suture feature. Continuing innovations that enhance the repair options using the versatile SwiveLock anchor are what make it the leading anchor on the market. This anchor is not to be used as a replacement for our Achilles SpeedBridge™ or InternalBrace™ 2.0 systems.

- Tensionable knotless technology
- Collagen-coated FiberTape® suture
- Free needle included
- Laser-line window indicates when anchor is flush and 2.0 mm countersunk
- Radiopaque shoulder and marker for anchor placement under fluoroscopy

**DX Knotless SwiveLock Anchor**

Product Description	Item Number
DX Knotless SwiveLock Anchor, biocomposite, 4.75 mm, w/ collagen-coated, blue FiberTape® suture	AR-8980BCT
DX Knotless SwiveLock Anchor, biocomposite, 4.75 mm, w/ collagen-coated, white/black FiberTape suture	AR-8982BCT
DX Knotless SwiveLock Anchor, biocomposite, 4.75 mm	AR-8980BC

**Implant and Instrument Kit**

Product Description	Item Number
4.75 mm DX Knotless SwiveLock, biocomposite, implant system with instrumentation and JumpStart® dressing	AR-8981BCTJ-CP

**Instrument Only Kits**

Product Description	Item Number
Disposable Kit for DX Swivelock, 4.75 mm	AR-8980DS
Disposable Kit for DX Swivelock, cannulated, 4.75 mm	AR-8980DSC

**Instrument Only**

Product Description	Item Number
Drill Bit, cannulated, sterile, 4.0 mm	AR-8980-01S
Drill Bit, solid, sterile, 4.0 mm	AR-8980-02S
Drill Bit, solid, 3.4 mm	AR-8980-03
Bone Tap, solid, 4.75 mm	AR-8980-04

**Multimedia**

Product Description	Item Number
SwiveLock Suture Anchors: The Most Trusted and Versatile Soft Tissue-to-Bone Fixation System, video	AN1-000080-en-US

## PushLock® Knotless Suture Anchors



The BioComposite PushLock suture anchors provide a secure means of knotless fixation in the foot and ankle. Accommodating 2 strands of FiberWire® suture, this 2-piece anchor enables a no-profile repair that is quick and straightforward.

The PushLock anchor uses a PEEK eyelet to place the sutures at the bottom of a drill hole, allowing surgeons to tension the sutures in place by impacting the tak portion of the anchor. The radiolucent PEEK absorbable biocomposite PushLock anchors optimize tissue tension and fixation without knot tying.

### 2.5 mm Mini PushLock Anchors

Product Description	Item Number
BioComposite PushLock Anchor, 2.5 mm × 8 mm <b>(a)</b>	<b>AR-8825BC</b>
PEEK PushLock Anchor, 2.5 mm × 8 mm <b>(b)</b>	<b>AR-8825P</b>

### Mini SutureTak® Anchor Disposables Kit

Product Description	Item Number
Drill Bit, 1.8 mm (for softer bone)	<b>AR-1322DSC</b>
Drill Bit, 2.0 mm (for harder bone)	
Drill Guide	
Punch (for soft bone)	

### 2.9 mm BioComposite PushLock Anchor

Product Description	Item Number
BioComposite PushLock Anchor, 2.9 mm × 12.5 mm <b>(c)</b>	<b>AR-8923BC</b>

### 2.9 mm BioComposite PushLock Anchor Disposables Kit

Product Description	Item Number
Drill Guide	<b>AR-8923DSC</b>
Drill Bit, 2.8 mm (soft bone)	
Drill Bit, 2.9 mm (hard bone)	
Punch (for soft bone)	

### Accessories (necessary for procedure, order separately)

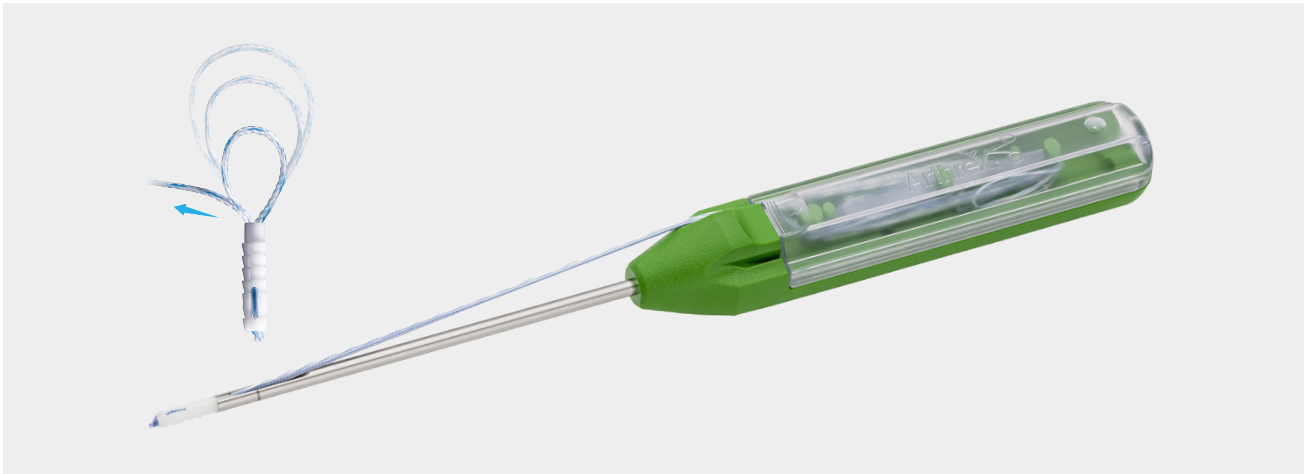
Product Description	Item Number
2-0 FiberWire Suture w/ Tapered Needle, 18 in, blue, 17.9 mm $\frac{3}{8}$ circle	<b>AR-7220</b>
0 FiberWire Suture w/ Tapered Needle, 38 in, blue, 22.2 mm $\frac{1}{2}$ circle	<b>AR-7250</b>

### Literature

Product Description	Item Number
2.5 mm PushLock Knotless Suture Anchor Surgical Technique	<b>LT1-0475-EN</b>
Distal Extremity Anchors Brochure	<b>LB1-0412-EN</b>

### Multimedia

Product Description	Item Number
Anchor Insertion, animation	<b>AN1-00078-EN</b>



The 3.0 mm Knotless SutureTak anchor offers low-profile, knotless suture fixation with tensionable technology and the ability to interconnect with like anchors. A simple, straightforward technique with a distal extremities-specific inserter and needle attached, this anchor provides excellent cortical purchase using proven biocomposite material.

3.0 mm Knotless SutureTak Anchor


Product Description	Item Number
Small Joint BioComposite Knotless SutureTak Anchor w/ Needle, 3.0 mm × 14 mm w/ one #2 coreless machine-tapered suture, 26.2 mm ½ circle	AR-8934BCK

Small Joint SutureTak Disposables Kit

Product Description	Item Number
Drill Guide	AR-8934DSC
Step Drill Bit, 2.4 mm (recommended for soft bone)	
Step Drill Bit, 2.5 mm (recommended for hard bone)	

## BioComposite SutureTak® Anchors – Micro, Mini, and Small Joint

New!



(a)



Actual Size of Micro  
2.4 mm BioComposite  
SutureTak Anchor



Actual Size of Mini  
2.4 mm BioComposite  
SutureTak Anchor



Actual Size of Small Joint  
3.0 mm BioComposite  
SutureTak Anchor

This long-standing family of unique “push-in” anchors now includes the added benefits of SutureTape in 2.4 mm and 3.0 mm small joint SutureTak anchors.

- **Excellent Cortical Purchase** – with ridges along their entire length, these anchors provide superior pull-out in harder cortical bone<sup>1</sup>
- **Minimized Suture Abrasion** – the suture-on-suture eyelet interface avoids the type of wear that can occur between an anchor and suture
- **Straightforward Technique** – simple, shorter instrumentation and technique create a reliable and quick procedure
- **SutureTape technology** provides increased resistance to tissue pull through, stronger knotted constructs, tighter and smaller knot stacks and better handling characteristics compared to #2 round suture.<sup>2</sup>

### References

1. Arthrex, Inc. Data on file (APT 2277). Naples, FL; 2013.
2. Arthrex, Inc. Data on file (APT 2799, APT 2800). Naples, FL; 2015.

### Micro SutureTak Anchor

Product Description	Item Number
Micro BioComposite SutureTak Anchor, 2.4 mm × 6.5 mm (includes 1.5 mm suture eyelet) w/ 2-0 FiberWire® suture and 2 tapered needles, 17.9 mm ⅜ circle	AR-1320BCNF

### Micro SutureTak Disposables Kit

Product Description	Item Number
Step Drill Bit, 1.8 mm (recommended)	AR-1320DSC
Step Drill Bit, 2.0 mm (hard bone)	
Punch	
Drill Guide	

### Mini BioComposite SutureTak Anchor New!

Product Description	Item Number
Mini BioComposite SutureTak w/ Needles, 2.4 mm × 8.5 mm w/ one 0.9 mm SutureTape and 2 tapered needles, 17.9 mm ⅜ circle w/ nitinol loop	AR-1322BCST
Mini BioComposite SutureTak Anchor w/ Needles, 2.4 mm × 8.5 mm (includes 1.5 mm suture eyelet) w/ 2-0 FiberWire® suture and 2 tapered needles, 17.9 mm ⅜ circle	AR-1322BCNF

### Mini BioComposite SutureTak Anchor Disposables Kit

Product Description	Item Number
Drill Bit, 1.8 mm (for softer bone)	AR-1322DSC
Drill Bit, 2 mm (for harder bone)	
Punch	
Drill Guide	

## BioComposite SutureTak® Anchors – Micro, Mini, and Small Joint (Cont.)

### Small Joint SutureTak Anchors

**New!**

Product Description	Item Number
Small Joint BioComposite SutureTak Anchor w/ Needles, 3.0 mm × 14 mm w/ one 1.3 mm SutureTape and 2 tapered needles, 26.2 mm ½ circle	AR-8934BCST
Small Joint BioComposite SutureTak Anchor w/ Needles, 3.0 mm × 14 mm w/ two 0.9 mm SutureTape and 4 tapered needles, 26.2 mm ½ circle (a)	AR-8934BCST-2

### Small Joint SutureTak Anchors

Product Description	Item Number
Small Joint BioComposite SutureTak Anchor With Needles, 3.0 mm × 14 mm with two #0 FiberWire sutures and 4 diamond point needles, 22.2 mm ½ circle	AR-8934BCNF-00
Small Joint BioComposite SutureTak Anchor With Needles, 3.0 mm × 14 mm with one #1 FiberWire suture and 2 diamond point needles, 26.2 mm ½ circle	AR-8934BCNF

### Small Joint SutureTak Disposables Kit

Product Description	Item Number
Drill Guide	AR-8934DSC
Step Drill Bit, 2.4 mm (soft bone)	
Step Drill Bit, 2.5 mm (hard bone)	

### SutureTak Anchor Instrument Set (AR-1321GS)

Product Description	Item Number
Drill Bit (Micro), 1.8 mm	AR-1320D-18
Drill Bit (Mini), 1.8 mm	AR-1322D-18
Drill Bit (Micro), 2 mm	AR-1320D-20
Drill Bit (Mini), 2 mm	AR-1322D-20
Drill Bit (Small Joint), 2.4 mm	AR-8934D
Punch, Micro SutureTak anchor	AR-1320P
Punch, Mini SutureTak anchor	AR-1322P
Reusable Drill Guide, SutureTak anchor	AR-1320G

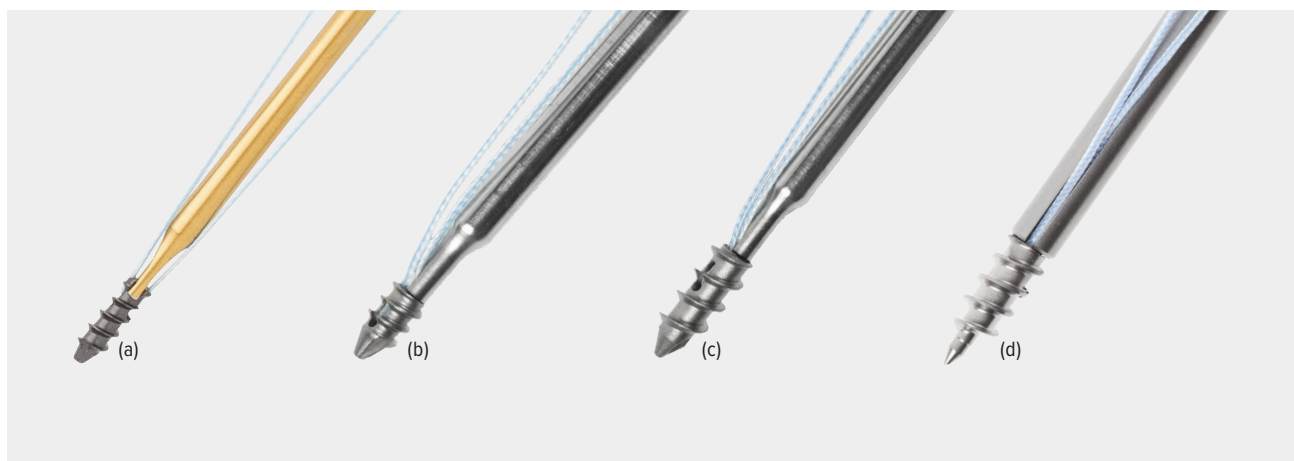
### Literature

Product Description	Item Number
Distal Extremity Anchors Brochure	LB1-0412-EN

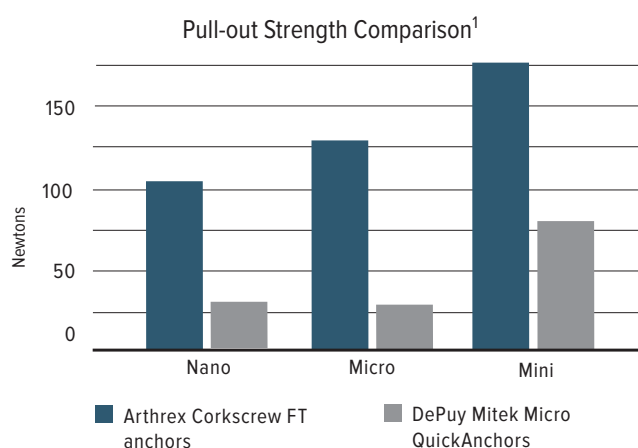
### Multimedia

Product Description	Item Number
Anchor Insertion, animation	AN1-00078-EN

## 3.5 mm Corkscrew® FT Anchors (Nano, Micro, and Mini)



The Nano, Micro, Mini, and 3.5 mm Corkscrew FT suture anchors are designed with a fully threaded length to create maximum cortical purchase in smaller bones. Using an internal drive mechanism and suture eyelet, these titanium anchors enable surgeons to secure threads in the best bone—the cortex.



Product Description	Item Number
Nano Corkscrew FT Anchor w/ 3-0 FiberWire® suture and needles, 1.35 mm soft-bone K-wire (silver), w/ laser mark 1.6 mm hard-bone K-wire (gold), w/ laser mark <b>(a)</b>	AR-1317FT
Micro Corkscrew FT Suture Anchor, 2.2 mm × 4 mm w/ 4-0 FiberWire suture and 2 tapered needles, 12.3 mm $\frac{3}{8}$ circle w/ K-wire <b>(b)</b>	AR-1318FT-40
Micro Corkscrew FT Suture Anchor, 2.2 mm × 4 mm w/ 2-0 FiberWire sutures and 2 tapered needles, 17.9 mm $\frac{3}{8}$ circle w/ K-wire	AR-1318FT
Mini Corkscrew FT Suture Anchor, 2.7 mm × 7 mm w/ 2-0 FiberWire sutures and 2 tapered needles, 17.9 mm $\frac{3}{8}$ circle w/ K-wire <b>(c)</b>	AR-1319FT
3.5 mm Corkscrew FT Suture Anchor, 3.5 mm × 10 mm w/ two #0 FiberWire sutures and 2 tapered needles, 26.5 mm $\frac{1}{2}$ circle w/ K-wire for hard bone (anchor is self-drilling/tapping) <b>(d)</b>	AR-1915FT
3.5 mm Corkscrew FT Suture Anchor, 3.5 mm × 10 mm w/ one #1 FiberWire sutures and 2 tapered needles, 26.5 mm $\frac{1}{2}$ circle w/ K-wire for hard bone (anchor is self-drilling/tapping)	AR-1915FT-2

### Literature

Product Description	Item Number
Distal Extremity Anchors Brochure	LB1-0412-EN




### Multimedia

Product Description	Item Number
Anchor Insertion, animation	AN1-00078-EN

### Reference


1. Arthrex, Inc. Data on file (APT 1122, 1222, 2277, 2757). Naples, FL; 2008-2016.

## Anchors Reference Chart

Nano Anchors			Micro Anchors				
Anchor	 Nano SwiveLock® Anchor	 Nano Corkscrew® FT Anchor	Anchor	 Micro Corkscrew FT Anchor	 Micro Corkscrew FT Anchor	 Micro BioComposite SutureTak® Anchor	
Product Number	AR-8998T	AR-1317FT	Product Number	AR-1318FT-40	AR-1318FT	AR-1320BCNF	
Inner Dimension	1.8 mm	1.1 mm × 5.0 mm	Inner Dimension	1.6 mm × 4.0 mm	1.6 mm × 4.0 mm	1.8 mm × 6.5 mm	
Outer Dimension	2.5 mm × 7.0 mm	1.7 mm × 5.0 mm	Outer Dimension	2.2 mm × 4.0 mm	2.2 mm × 4.0 mm	2.4 mm × 6.5 mm	
Suture Size	Up to SutureTape	3-0	Suture Size	4-0	2-0	2-0	
Number of Sutures	N/A	One with needles	Number of Sutures	One with needles	One with needles	One with needles	
Drill Size	2.0 mm and 2.2 mm	1.35 mm and 1.6 mm	Drill Size	1.1 mm and 1.7 mm	1.1 mm and 1.7 mm	1.8 mm and 2.0 mm	
Material	Titanium	Titanium	Material	Titanium	Titanium	Biocomposite	
Drill Included	No (order AR-8998DS)	Yes	Drill Included	Yes	Yes	No (order AR-1320DSC)	
Mini Anchors			Medium Anchors				
Anchor	 DX Knotless FiberTak® Anchor	 DX FiberTak Suture Anchor	 DX FiberTak Suture Anchor	 DX FiberTak Suture Anchor	 Mini BioComposite SutureTak Anchor	 Mini BioComposite SutureTak Anchor	 Mini BioComposite PushLock® Anchor
Product Number	AR-8991	AR-8990ST	AR-8990ST-2	AR-8990	AR-1322BCST	AR-1322BCNF	AR-8825BC
Inner Dimension	N/A	N/A	N/A	N/A	1.8 mm x 8.5 mm	1.8 mm × 8.5 mm	1.5 mm × 8.0 mm
Outer Dimension	N/A	N/A	N/A	N/A	2.4 mm x 8.5 mm	2.4 mm × 8.5 mm	2.5 mm × 8.0 mm
Suture Size	#2 Coreless MTS	1.3 mm SutureTape	0.9 mm SutureTape	#1	0.9 mm SutureTape	2-0	Two of either 2-0 or 0 suture <sup>1</sup>
Number of Sutures	One with needle and shuttle suture	One with needles	Two with needles	One with needles	One with needles	One with needles	N/A
Drill Size	1.6 mm and 1.8 mm	1.35 mm and 1.6 mm	1.35 mm and 1.6 mm	1.35 mm and 1.6 mm	1.8 mm and 2.0 mm	1.8 mm and 2.0 mm	1.8 mm and 2.0 mm
Material	UHMWPE	UHMWPE	UHMWPE	UHMWPE	Biocomposite	Biocomposite	Biocomposite
Drill Included	No (order AR-8991DS)	No (order AR-8990DS)	No (order AR-8990DS)	No (order AR-8990DS)	No (order AR-1322DSC)	No (order AR-1322DSC)	No (order AR-1322DSC)
Anchor	 Mini PEEK PushLock Anchor	 Mini Corkscrew FT Anchor	Anchor	 BioComposite PushLock Anchor	 Small Joint BioComposite Knotless SutureTak Anchor	 Small Joint BioComposite SutureTak	 Small Joint BioComposite SutureTak
Product Number	AR-8825P	AR-1319FT	Product Number	AR-8923BC	AR-8934BCK	AR-8934BCST	AR-8934BCST-2
Inner Dimension	1.5 mm × 8.0 mm	2.0 mm × 7.0 mm	Inner Dimension	2.3 mm × 12 mm	2.2 mm x 12.7 mm	2.2 mm × 14 mm	2.2 mm × 14 mm
Outer Dimension	2.5 mm × 8.0 mm	2.7 mm × 7.0 mm	Outer Dimension	2.9 mm × 12 mm	3 mm x 12.7 mm	3.0 mm × 14 mm	3.0 mm × 14 mm
Suture Size	Two of either 2-0 or 0 suture <sup>1</sup>	2-0	Suture Size	Two of either 2-0 or 0 suture <sup>1</sup>	#2 Coreless MTS	1.3 mm SutureTape	0.9 mm SutureTape
Number of Sutures	N/A	One with needles	Number of Sutures	N/A	One with needle and shuttle suture	One with needles	Two with needles
Drill Size	1.8 mm and 2.0 mm	1.8 mm and 2.2 mm	Drill Size	2.8 and 2.9 mm	2.4 mm	2.4 mm	2.4 mm
Material	PEEK	Titanium	Material	Biocomposite	Biocomposite	Biocomposite	Biocomposite
Drill Included	No (order AR-1322DSC)	Yes	Drill Included	No (order AR-8923DSC)	No (order AR-8934DSC)	No (order AR-8934DSC)	No (order AR-8934DSC)
Medium Anchors			Medium Anchors				
Anchor	 Small Joint BioComposite SutureTak Anchor	 Small Joint BioComposite SutureTak Anchor	 Corkscrew FT Anchor	 Corkscrew FT Anchor	 DX SwiveLock® SL Anchor (forked eyelet)	 DX SwiveLock Anchor (closed eyelet)	
Product Number	AR-8934BCNF-00	AR-8934BCNF	AR-1915FT	AR-1915FT-2	AR-8978P	AR-8979P	
Inner Dimension	2.2 mm × 14 mm	2.2 mm × 14 mm	2.5 mm × 10 mm	2.5 mm × 10 mm	2.7 mm × 8.5 mm	2.7 mm × 13.5 mm	
Outer Dimension	3.0 mm × 14 mm	3.0 mm × 14 mm	3.5 mm × 10 mm	3.5 mm × 10 mm	3.5 mm × 8.5 mm	3.5 mm × 13.5 mm	
Suture Size	0	#1	0	#1	Up to one 2.5 mm graft	0 or larger	
Number of Sutures	Two with needles	One with needles	Two with needles	One with needles	N/A	N/A	
Drill Size	2.4 mm	2.4 mm	2.3 mm K-wire	2.3 mm K-wire	3.0 mm and 3.5 mm	3.0 mm and 3.4 mm	
Material	Biocomposite	Biocomposite	Titanium	Titanium	PEEK	PEEK	
Drill Included	No (order AR-8934DSC)	No (order AR-8934DSC)	Yes	Yes	No (order AR-8978DS-01)	No (order AR-8979DS)	

\*Sold separately.

## Anchors Reference Chart (Cont.)

Large Anchors				
Anchor	 BioComposite Corkscrew® FT Anchor	 DX Knotless SwiveLock® Anchor	 DX Knotless SwiveLock Anchor	 DX Knotless SwiveLock Anchor
Product Number	<b>AR-8927BC</b>	<b>AR-8982BCT</b>	<b>AR-8980BCT</b>	<b>AR-8980BC</b>
Inner Dimension	3.4 mm × 15 mm	2.9 mm × 16 mm	2.9 mm × 16 mm	2.9 mm × 16 mm
Outer Dimension	4.5 mm × 15 mm	4.75 mm × 16 mm	4.75 mm × 16 mm	4.75 mm × 16 mm
Suture Size	#1	#2 Coreless MTS and collagen-coated FiberTape suture	#2 Coreless MTS and collagen-coated FiberTape suture	#2 Coreless MTS
Number of Sutures	One with needles	White/Black FiberTape with needle, one with free needle and shuttle suture	Blue FiberTape with needle, one with free needle and shuttle suture	One with free needle and shuttle suture
Drill Size	3.5 mm Drill, Tap	3.4 mm Drill, 4.75 mm Tap	3.4 mm Drill, 4.75 mm Tap	3.4 mm Drill, 4.75 mm Tap
Material	Biocomposite	Biocomposite	Biocomposite	Biocomposite
Drill Included	No (order AR-8927DSC)	No (order AR-8980DS) or AR-8980DSC)	No (order AR-8980DS or AR-8980DSC)	No (order AR-8980DS or AR-8980DSC)







This description of technique is provided as an educational tool and clinical aid to assist properly licensed medical professionals in the usage of specific Arthrex products. As part of this professional usage, the medical professional must use their professional judgment in making any final determinations in product usage and technique. In doing so, the medical professional should rely on their own training and experience, and should conduct a thorough review of pertinent medical literature and the product's directions for use. Postoperative management is patient-specific and dependent on the treating professional's assessment. Individual results will vary and not all patients will experience the same postoperative activity level and/or outcomes.

View U.S. patent information at [www.arthrex.com/corporate/virtual-patent-marking](http://www.arthrex.com/corporate/virtual-patent-marking)

*Internal*Brace surgical technique is intended only to support the primary repair and is not intended as a replacement for the standard of care using biologic augmentation in a primary repair. *Internal*Brace surgical technique is intended only for soft-tissue-to-bone fixation and is not cleared for bone-to-bone fixation.

**arthrex.com**