Virtual Implant Positioning™ Targeter

Reusable Patient-Specific Transfer Technology



- Accurate execution of surgical plan: 82% with VIP™ instrumentation vs 7% without[1]
- Improves surgical decision-making and implant positioning[2-6]
- Reusable patient-specific instrumentation designed to reduce costs and lead time

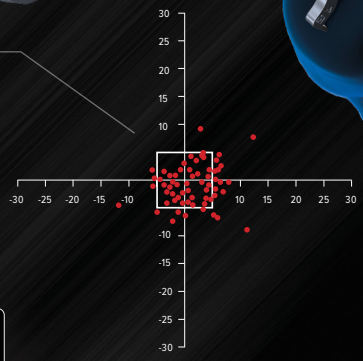

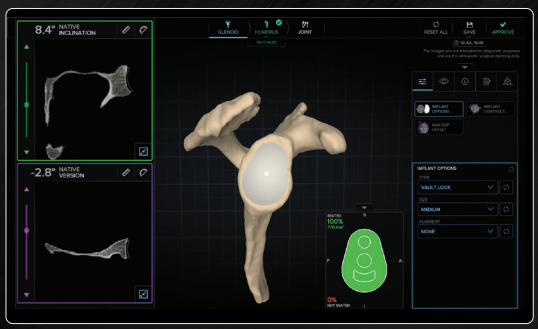

Example of Patient-Specific Targeter Calibration

Slot	Targeter Leg Length (mm)	5D Glenoid Calibrator Height Settings
A	19 mm	Z 31 Anterior Overhang
B	15 mm	X 41 On Surface
C	12 mm	Y 30 On Surface
D	14 mm	X 33 On Surface
E	16 mm	Y 30 Anterior Overhang

References

1. Arthrex, Inc. Data on file (MyVIP pilot study). Naples, FL; 2021.
2. Iannotti J, et al. *J Bone Joint Surg Am.* 2014;96(9):e71.
3. Werner BS, et al. *J Shoulder Elbow Surg.* 2017;26(8):1477-1483.
4. Iannotti JP, et al. *J Bone Joint Surg Am.* 2019;101(5):446-457.
5. Heylen S, *J Shoulder Elbow Surg.* 2016;25(2):186-192.
6. Scalise JJ, et al. *J Bone Joint Surg Am.* 2008;90(11):2438-2445.

Learn more about the VIP System

© 2025-09 Arthrex, Inc. All rights reserved. FL1-000693-en-US_C

Arthrex®