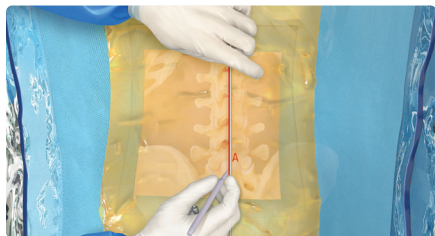


Trans-SAP Approach for Cranial Extrusion

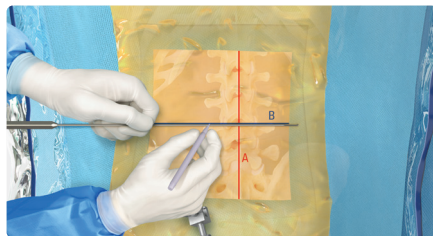
Quick Reference Guide



A

Midline

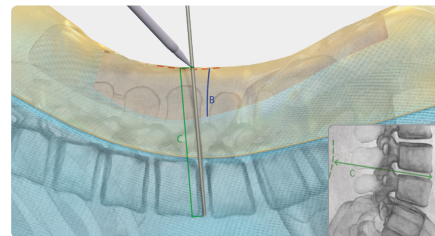
- With a blunt dissector, mark the midline using the spinous processes as reference (Line A).



B

Disc Space

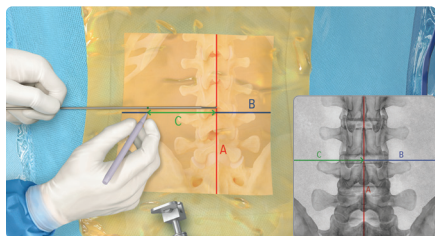
- Mark the disc space at the level of herniation (Line B).



C

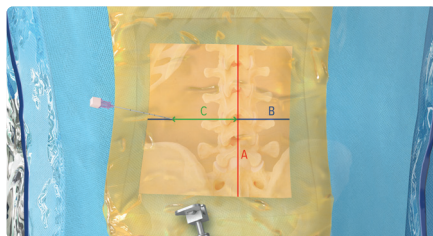
Measuring Lateral Line

- On a lateral x-ray, measure the distance from the ventral disc space to the dorsal surface of the skin (Line C).



Marking Lateral Line

- From the midline (Line A), mark a horizontal line that is the length of Line C and aligned with the disc space line (Line B).



Needle Placement

- Insert the needle at the lateral end of Line C, advancing it along the disc space line (Line B) to dock on the ventral medial aspect of the superior articular process (SAP).