



ArthroBox[®] Triangulation Training Tool

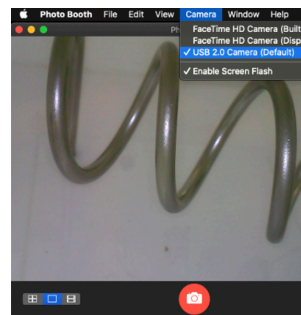
Quick Guide

macOS: There are two options for using the ArthroBox camera

Steps for Photo Booth:

- Plug in the ArthroBox camera to your computer.
- Open the Photo Booth software.
- Under the Camera menu item, select “USB 2.0 Camera” (see Figure 1).
- Photo Booth should now display video from the ArthroBox camera.


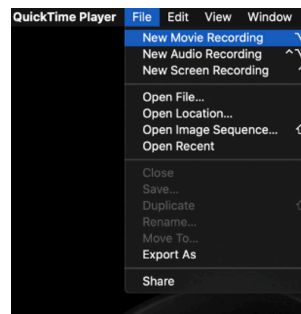
Figure 1



Steps for QuickTime:

- Plug in the ArthroBox camera to your computer.
- Open the QuickTime Player.
- In the menu, select File > New Movie Recording (see Figure 2).
- On the new video screen, click the down arrow next to the record button.
- Under Camera, select the “USB 2.0 Camera” option.
- The QuickTime Player should now display video from the ArthroBox camera.


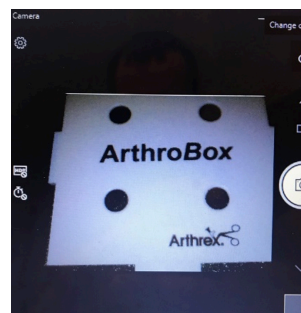
Figure 2



Windows 10

- Plug in the ArthroBox camera to your computer.
- Allow Windows to automatically install the proper drivers for the camera. Note: You may be prompted to access Settings to “Allow apps to access your camera.”
- Open the Camera App.
- Click the “Change camera” button. Note: If you have multiple cameras connected, you may need to click multiple times (see figure 3).
- After a few seconds, Camera App should display video from the ArthroBox camera.

Figure 3



Troubleshooting

- The ArthroBox® camera is shipped with a protective cap over the camera end. Please make sure to remove the cap before use.
- Most programs that can access a computer webcam should also be able to use the ArthroBox camera. Most programs have a video input option to select a built-in webcam or a USB device.
- If you are having trouble with your ArthroBox camera, please contact softwaresupport@arthrex.com.
- If you need parts or warranty information about your ArthroBox triangulation training tool, please contact customerservice@arthrex.com.



This description of technique is provided as an educational tool and clinical aid to assist properly licensed medical professionals in the usage of specific Arthrex products. As part of this professional usage, the medical professional must use their professional judgment in making any final determinations in product usage and technique. In doing so, the medical professional should rely on their own training and experience and should conduct a thorough review of pertinent medical literature and the product's directions for use. Postoperative management is patient-specific and dependent on the treating professional's assessment. Individual results will vary and not all patients will experience the same postoperative activity level or outcomes.

arthrex.com

© 2021 Arthrex, Inc. All rights reserved. LI1-000132-en-US_A

