



## ACL Repair With *Internal/Brace*™ Ligament Augmentation Compared to ACL Reconstruction Up To Two Years Follow-up

### Purpose

To report the clinical outcomes of pain, function, and quality of life for patients who have undergone ACL repair with *Internal/Brace* ligament augmentation compared to ACL reconstruction.

### Methods

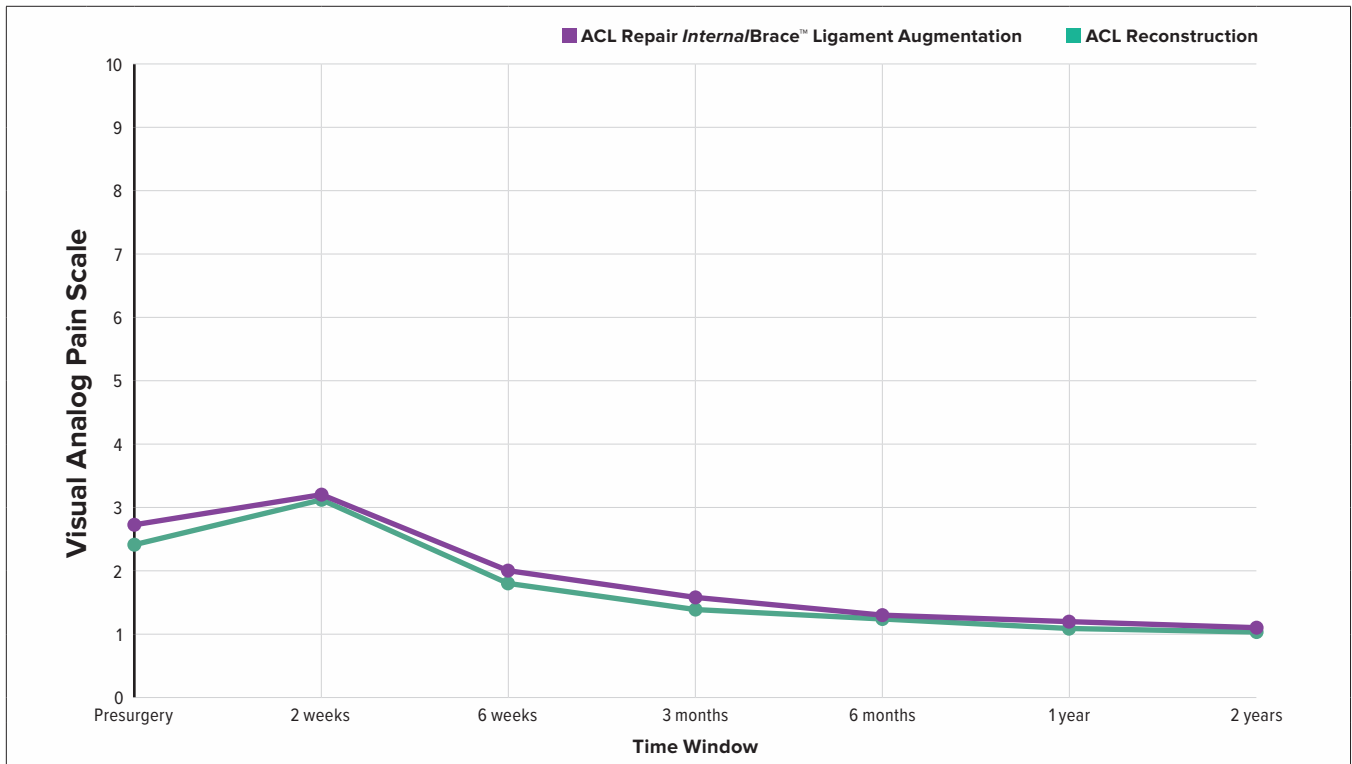
The inclusion criteria for this analysis were patients enrolled in the Surgical Outcomes System™ registry who underwent ACL repair with *Internal/Brace* ligament augmentation or ACL reconstruction procedure. Standard patient-reported outcomes questionnaires for VAS, KOOS ADL, and SANE Knee were administered at standard time points postoperatively. Results were reported from presurgery out to 2 years postsurgery. The number of patients included per group is shown to the right.

Time Point	Number of Compliant ACL Repair With <i>Internal/Brace</i> Ligament Augmentation Patients/Total Patients	Number of Compliant ACL Reconstruction Patients/Total Patients
Presurgery	301/470	6669/10919
3 months	326/457	6779/10501
6 months	294/444	5868/10186
1 year	243/407	4956/9460
2 years	168/264	3492/7099

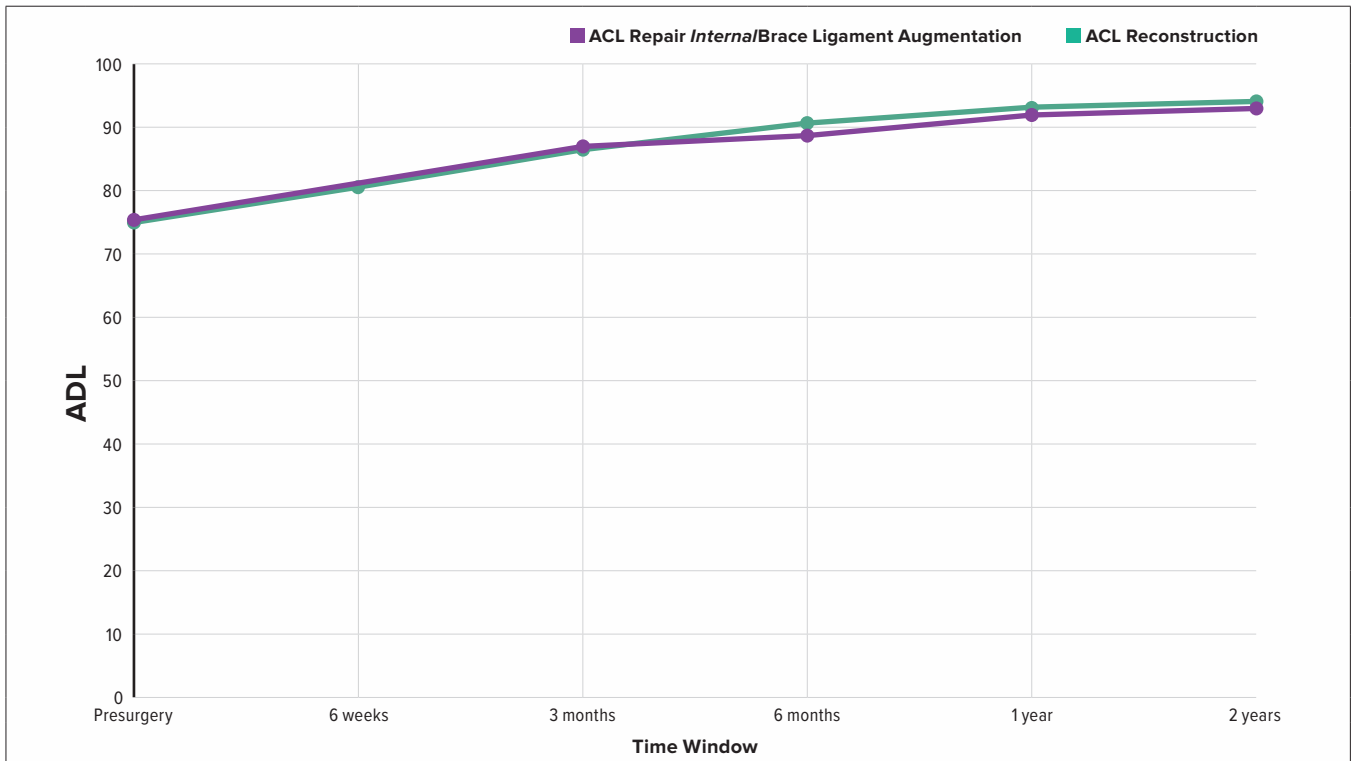
### Trend Conclusion

Based on these results, the pain, function, and quality-of-life scores of ACL repair with *Internal/Brace* appear to trend toward similar outcomes to ACL reconstruction. However, no claims can be made on the potential of these results without further analysis to determine statistical significance.

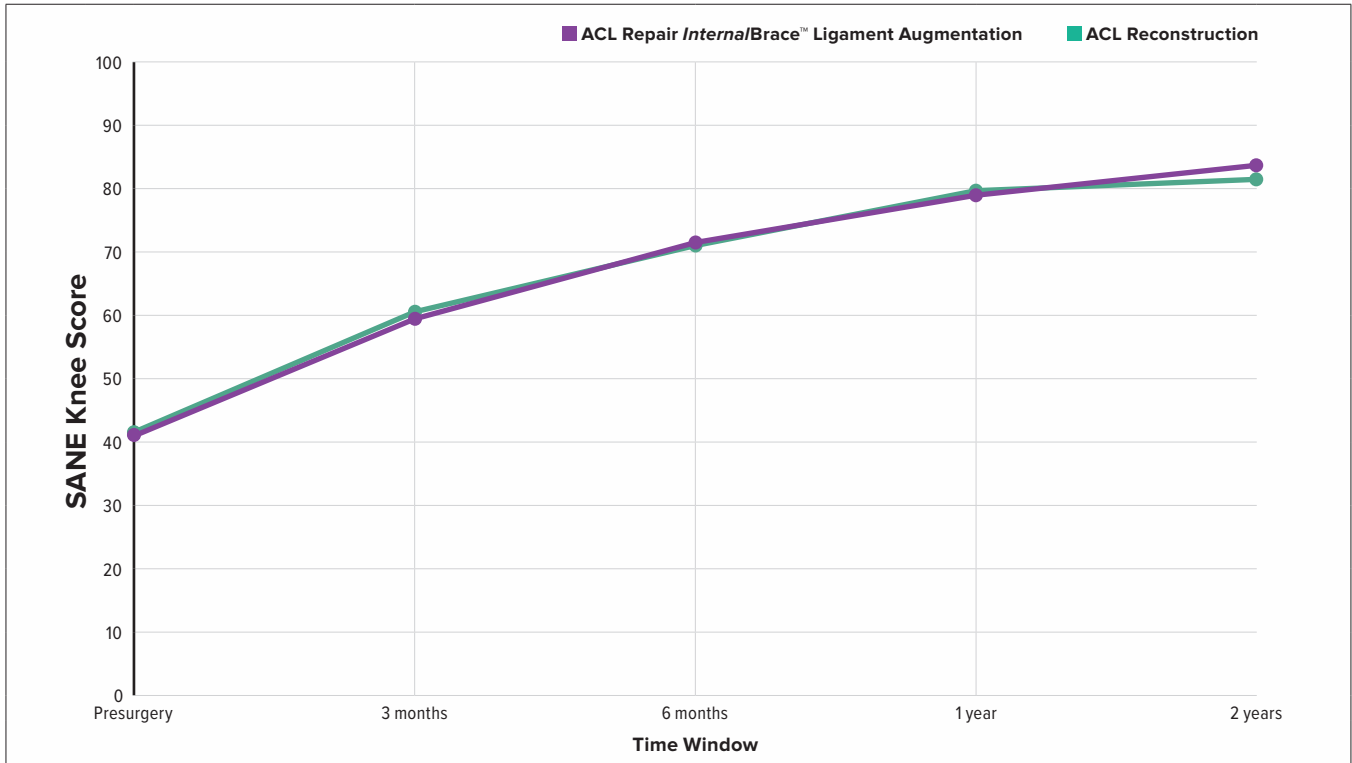
## Results



## VAS



## KOOS ADL



SANE



Time Point	ACL Repair With <i>InternalBrace</i> <sup>™</sup> Ligament Augmentation Avg ± STD VAS	ACL Reconstruction Avg ± STD VAS
Presurgery	2.7 ± 2.3	2.4 ± 2.2
3 months	1.7 ± 1.8	1.4 ± 1.5
6 months	1.3 ± 1.6	1.2 ± 1.5
1 year	1.1 ± 1.6	1.0 ± 1.5
2 years	1.0 ± 1.6	1.0 ± 1.6

Time Point	ACL Repair With <i>InternalBrace</i> Ligament Augmentation Avg ± STD KOOS ADL	ACL Reconstruction Avg ± STD KOOS ADL
Presurgery	72.6 ± 20.3	75.2 ± 19.4
3 months	82.0 ± 18.0	86.2 ± 13.0
6 months	87.8 ± 14.4	90.7 ± 11.7
1 year	91.3 ± 12.8	93.1 ± 11.0
2 years	93.5 ± 12.5	94.0 ± 11.0

Time Point	ACL Repair With <i>InternalBrace</i> Ligament Augmentation Avg ± STD SANE	ACL Reconstruction Avg ± STD SANE
Presurgery	36.7 ± 22.2	41.6 ± 23.2
3 months	60.9 ± 19.2	60.7 ± 18.8
6 months	72.4 ± 19.0	71.3 ± 17.5
1 year	80.2 ± 17.1	79.7 ± 17.3
2 years	81.5 ± 20.4	82.2 ± 18.1