



ACL Reconstruction With *Internal/Brace*™ Ligament Augmentation vs ACL Reconstruction

Purpose

To report the clinical outcomes of pain, function, and quality of life for patients who underwent ACL reconstruction with *Internal/Brace* ligament augmentation vs ACL reconstruction.

Methods

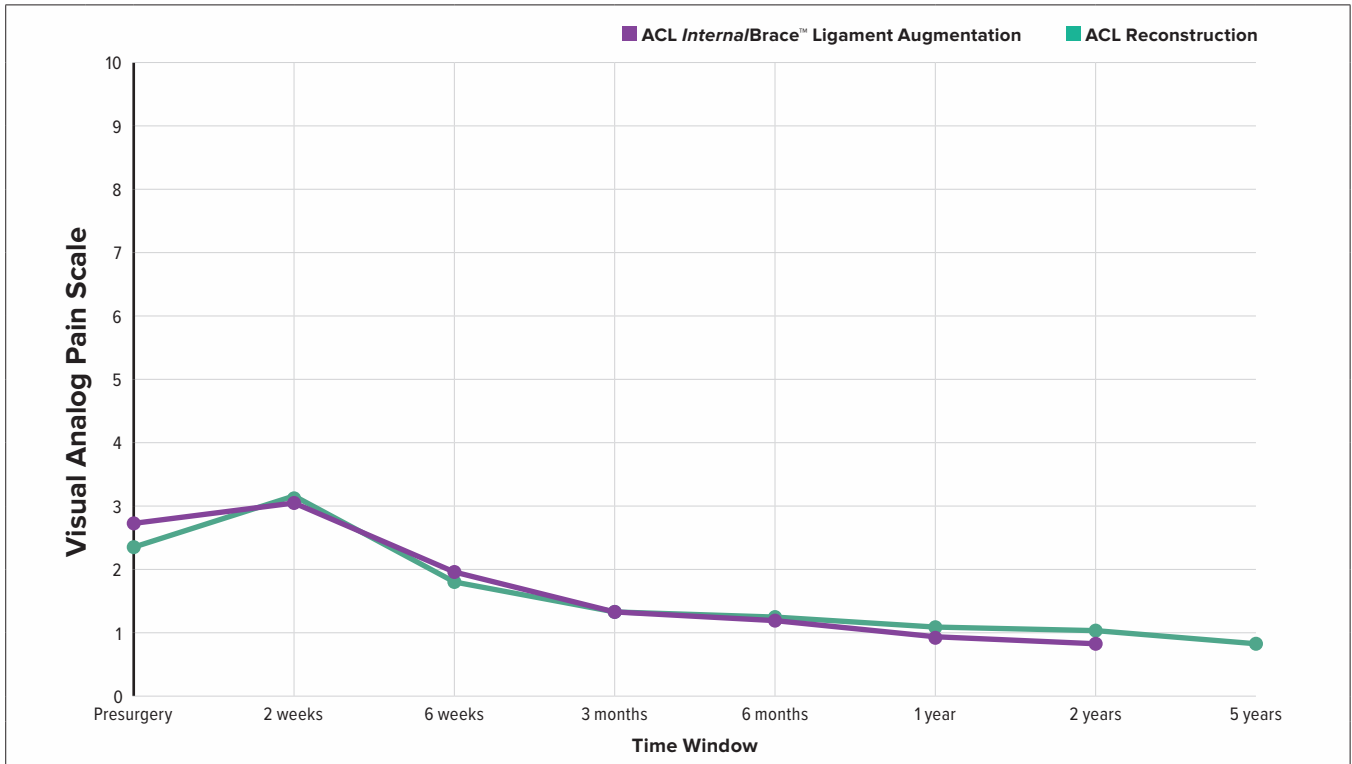
The inclusion criteria for this analysis were patients enrolled in the Surgical Outcomes System™ global registry who underwent ACL reconstruction with *Internal/Brace* ligament augmentation or ACL reconstruction. Standard patient-reported outcomes questionnaires for VAS, KOOS ADL, and SANE Knee were administered at standard time points postoperatively. Results were reported from presurgery to 5 years postsurgery. The number of patients included per group is shown below.

| Time Point | # of Compliant ACL Reconstruction <i>Internal/Brace</i> Ligament Augmentation Patients/Total Patients | # of Compliant ACL Reconstruction Patients/Total Patients |
|------------|---|---|
| Presurgery | 130/237 | 6101/9658 |
| 1 year | 136/202 | 4008/7657 |
| 2 years | 88/136 | 2608/5337 |
| 5 years | N/A | 274/871 |

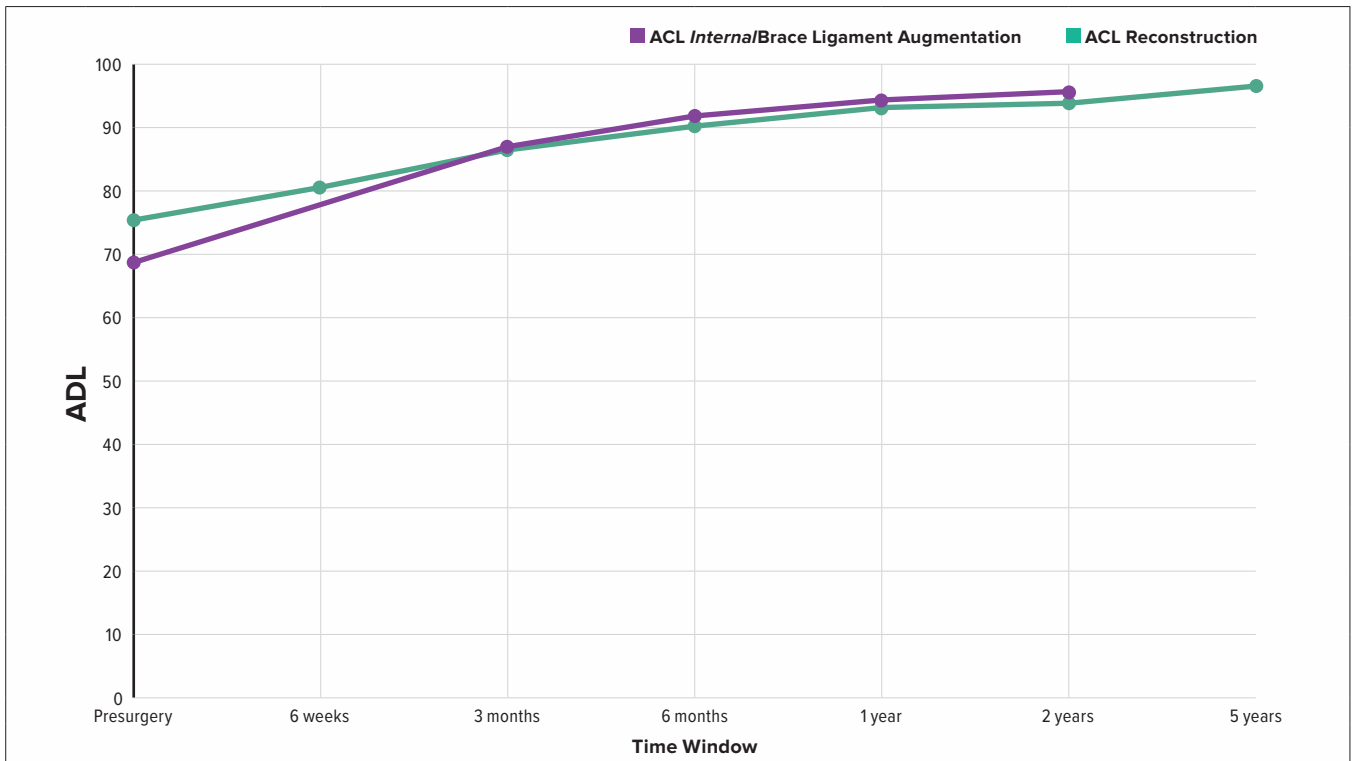
Trend Conclusion

Based on these results, the pain, function, and quality-of-life scores of ACL reconstruction with *Internal/Brace* ligament augmentation appear to trend toward similar outcomes to ACL reconstruction. However, no claims can be made on the potential of these results without further analysis to determine statistical significance.

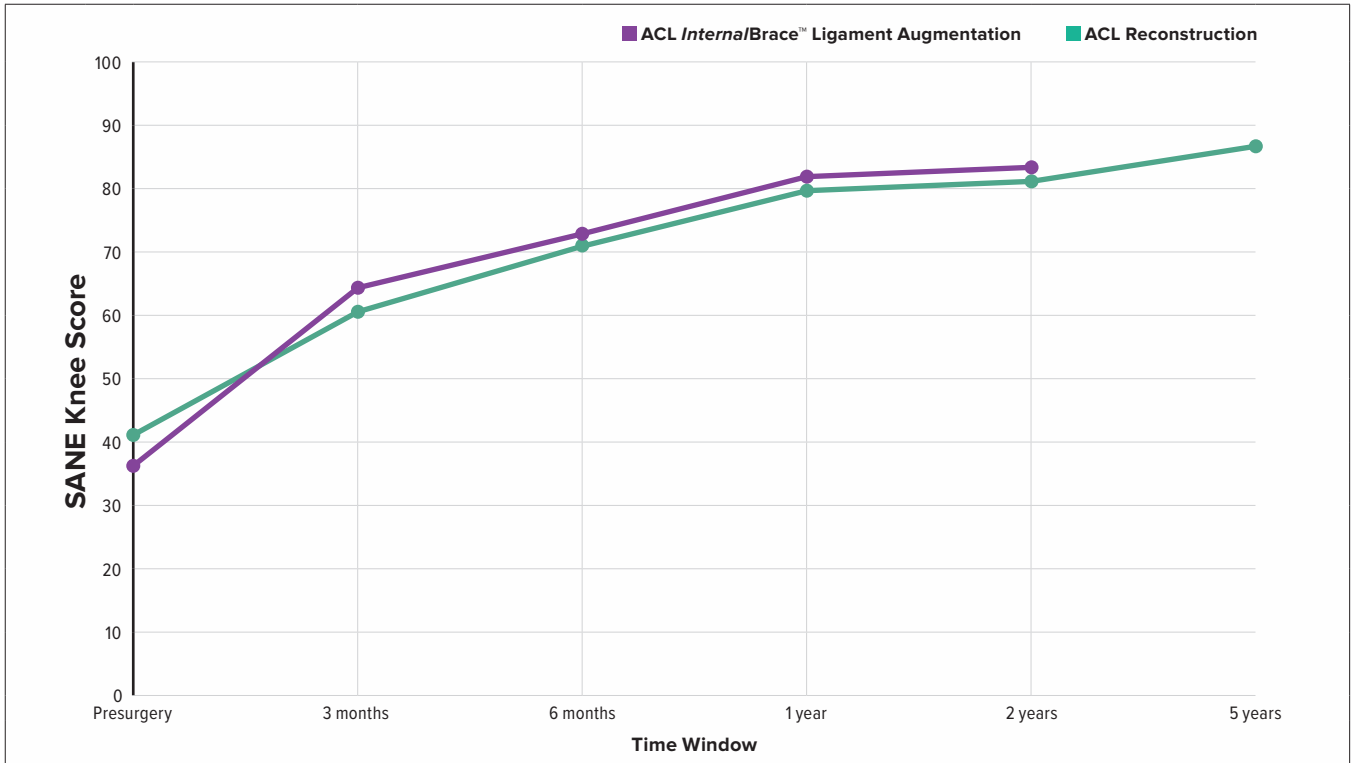
Results



VAS



KOOS-ADL



SANE



| Time Point | ACL Reconstruction With <i>InternalBrace</i> ™ Ligament Augmentation Avg ± STD VAS | ACL Reconstruction Avg ± STD VAS |
|------------|--|----------------------------------|
| Presurgery | 2.8 ± 2.3 | 2.4 ± 2.2 |
| 1 year | 0.9 ± 1.4 | 1.1 ± 1.6 |
| 2 years | 0.8 ± 1.3 | 1.0 ± 1.6 |
| 5 years | N/A | 0.8 ± 1.4 |

| Time Point | ACL Reconstruction With <i>InternalBrace</i> Ligament Augmentation Avg ± STD KOOS ADL | ACL Reconstruction Avg ± STD KOOS ADL |
|------------|---|---------------------------------------|
| Presurgery | 68.8 ± 21.4 | 75.1 ± 19.3 |
| 1 year | 94.4 ± 10.1 | 92.8 ± 11.3 |
| 2 years | 95.5 ± 9.4 | 93.8 ± 11.2 |
| 5 years | N/A | 95.8 ± 9.1 |

| Time Point | ACL Reconstruction With <i>InternalBrace</i> Ligament Augmentation Avg ± STD SANE | ACL Reconstruction Avg ± STD SANE |
|------------|---|-----------------------------------|
| Presurgery | 36.0 ± 22.0 | 41.5 ± 23.3 |
| 1 year | 82.2 ± 16.0 | 79.3 ± 17.4 |
| 2 years | 84.3 ± 15.0 | 81.8 ± 18.1 |
| 5 years | N/A | 86.1 ± 17.6 |